GDOT
Georgia Department of Transportation

STIP

Programa de Mejora del Sistema de Transporte Estatal

Años fiscales 2021-2024

Envíe sus comentarios al:

Coordinador de STIP

Email: STIPCoordinator@dot.ga.gov

Departamento de Transporte de

Georgia (GDOT) Oficina de Planificación

600 West Peachtree Street, NW
Atlanta, GA 30308
Teléfono: (404) 631-1987

Certificación del proceso de planificación de transporte estatal

De acuerdo con el Título 23 del Código de Regulaciones Federales (CFR, por su sigla en inglés), 450.218, el Departamento de Transporte de Georgia (*Georgia Department of Transportation, GDOT*) por este medio certifica que el proceso de planificación del transporte estatal se ocupa de problemas importantes que enfrenta el estado y sus áreas no urbanizadas, y que se lleva a cabo de conformidad con los siguientes requisitos:

i. Título 23, Código de Estados Unidos (USC, por su sigla en inglés), 134 y 135, Título 49, USC, 5303 y 5304, y esta parte;

ii. Titulo VI de la Ley de Derechos Civiles de 1964, y sus enmiendas (Título 42, USC, 2000d-1) y Título 49, Código de Regulaciones Federales (CFR), parte 21;

iii. Título 49, USC, 5332, que prohíbe la discriminación por motivos de raza, color de piel, credo, origen nacional, género o edad, en oportunidades de empleo o negocios;

iv. Artículo 1101 (b) de la Ley para la Mejora del Transporte Terrestre de los Estados Unidos (*Fixing America´s Surface Transportation Act, FAST*) (Publicación L.114-94), y Título 49, CFR, Parte 26, con respecto a la participación de empresas comerciales en desventaja en proyectos financiados por el Departamento de Transporte de los Estados Unidos;

v. Título 23, CFR, Parte 230, con respecto a la implementación de un programa de igualdad de oportunidades en el empleo en contratos de construcción vial federales y con asistencia federal;

vi. Las disposiciones de la Ley para la Protección de Personas Discapacitadas de los Estados Unidos (*Americans with Disabilities Act*) de 1990 (Título 42, USC, Artículos 12101 y subsiguientes) y Título 49, CFR, Partes 27, 37 y 38;

vii. En los estados que contienen áreas de incumplimiento y mantenimiento, los Artículos 174 y 176 (c) y (d) de la Ley para Aire Limpio (*Clean Air Act*), y sus enmiendas (Título 42, USC, Artículos 7504, 7506 (c) y (d)) y Título 40, CFR, Parte 93;

viii. La Ley para la Protección de Adultos Mayores de los Estados Unidos (*Older Americans Act*), y sus enmiendas (Título 42, USC, 6101), que prohíbe la discriminación por motivos de edad en programas o actividades que reciben asistencia financiera federal;

ix. El Artículo 324 del Título 23, USC, con respecto a la prohibición de la discriminación basada en el género; y

x. El Artículo 504 de la Ley de Rehabilitación de 1973 (Título 29, USC, 794) y Título 49, CFR, Parte 27 con respecto a la discriminación contra las personas discapacitadas.

Director de Planificación

6 de Abril de 2021

Fecha

Declaración contra la discriminación

El Departamento de Transporte de Georgia (*Georgia Department of Transportation, GDOT*) está comprometido con el cumplimiento del Título VI de la Ley de Derechos Civiles de 1964 y todas las regulaciones y actividades consecuentes. GDOT garantiza que ninguna persona, por razones de raza, color de piel o nacionalidad, como se establece en el Título VI de la Ley de Derechos Civiles de 1964 y la Ley de Restauración de los Derechos Civiles de 1987 (P.L. 100.259), será excluida de participar en cualquier programa o actividad, o se le denegará los beneficios de cualquier programa o actividad, o será objeto de una discriminación en cualquier programa o actividad.
Además, GDOT asegura que se dedicarán todos los esfuerzos para garantizar una política contra la discriminación en todos sus programas y actividades, ya sea que estos están financiados o no por el gobierno federal. Asimismo, GDOT tomará medidas razonables para brindar un acceso significativo a los servicios a las personas con conocimiento limitado del idioma inglés.

Como se establece en el Artículo 162a de la Ley de Carreteras con Asistencia Federal (*Federal-Aid Highway Act*) de 1973 (Articulo 324, Título 23, USC), GDOT no practicará la discriminación por razones de género y presentará una certificación a la Secretaría de Vialidad Federal (*Federal Highway Authority, FHWA*) que indique que se han agregado los requisitos del Artículo 162a de la Ley de Carreteras con Asistencia Federal de 1973 a sus declaraciones de garantía.

Cuando el Departamento distribuye fondos de asistencia federal a otra entidad gubernamental, GDOT incluirá el lenguaje del Título VI en todos los contratos y acuerdos escritos y supervisará su cumplimiento.

La Oficina de Igualdad de Oportunidades en el Empleo de GDOT es responsable de iniciar y supervisar las actividades encuadradas en el Título VI, preparar los informes obligatorios y asumir otras responsabilidades de GDOT, como se establece en el Título 23, CFR, Parte 200, y 49, CFR, Parte 21.

ÍNDICE

Introducción	Página 1
Proceso de participación pública	Página 10
Equipo directivo del transporte en Georgia	Página 12
Retorno de la inversión del STIP - Años fiscales 2021-2024	Página 14
Cómo alinear las Recomendaciones de Inversión del Plan de Transporte Estratégico Estatal (SSTP) con el Programa de Mejoras del Sistema de Transporte Estatal (STIP)	Página 15
Objetivos estratégicos del Gobernador para Georgia	Página 17
Mapa de las Organizaciones de Planificación Metropolitanas (MPO) de Georgia	Página 18
Personas de contacto de las Organizaciones de Planificación Metropolitanas (MPO)	Página 19
Plan financiero del STIP del Departamento de Transporte de Georgia	Página 21
Programas viales	Página 21
Mecanismos y fuentes de financiamiento de carreteras	Página 22
Ley de Mejora del Transporte Terrestre de Estados Unidos (FAST) – Programas encuadrados en el Título 3	Página 27
Programa de Mejoras del Sistema de Transporte Estatal (STIP) y Proceso de Enmienda del Programa de Mejoras del Transporte (TIP)	Página 33
PE de FHWA/GDOT y política de autorización de FMIS para servidumbres de paso	Página 35
Financiamiento con sumas globales	Página 36
Gráfico de los fondos del STIP 2021-2024 por tipo de programa	Página 40
Cómo entender las entradas de STIP	Página 41
Mapa de Georgia	Página 42
Índice de condados	Página 43

- Proyectos de STIP por condado, numerados individualmente

Apéndice A - Glosario	Página 374
Apéndice B - Lista de proyectos de conversiones AC	Página 382
Apéndice C - Mapas	Página 400

Lista de tablas

Retorno de la inversión Página 14

Niveles de financiamiento del STIP comparado con el SSTP Página 15

Tabla 1, vial - Resumen de fondos y proyectos viales disponibles Página 23

Tabla 2, vial - Total estimado de fondos para carreteras y autoridad de gasto disponible Página 24

Tabla 3, vial - Proyectos viales, años fiscales 2021-2024 Página 25

Tabla 4, vial - Resumen de proyectos viales, años fiscales 2021-2024, por área de MPO Página 26

Tabla 1, tránsito - Proyectos de tránsito, años fiscales 2021 - 2024 Página 30

Tabla 2, tránsito - Fondos estimados para tránsito por programa, años fiscales 2021-2024 Página 30

Tabla 3, tránsito - Resumen de proyectos de tránsito, años fiscales 2021-2024, por área de MPO Página 31

Fondos de STIP por tipo de programa, 2021-2024 Página 40

Introducción

Según el Censo de Estados Unidos[1], la tasa de crecimiento de la población de Georgia de 2000 a 2010 fue del 18.3%, es decir, casi el doble del crecimiento de la población en promedio en Estados Unidos del 9.7% en el mismo periodo. Como la economía de Georgia también está en crecimiento, hay una mayor demanda del sistema de transporte. Por lo tanto, con el fin de operar, mantener y mejorar la infraestructura de transporte de Georgia, GDOT se complace en presentar el Programa de Mejora del Sistema de Transporte Estatal (*Statewide Transportation Improvement Program, STIP*) para los años fiscales 2021[2] a 2024[3], con inversiones importantes en carreteras, puentes y sistemas de tránsito en todo el estado.

Se incluye una lista de proyectos de transporte financiados por el gobierno federal, seleccionados por GDOT, que las leyes federales definen como áreas fuera de los límites de Organizaciones de Planificación Metropolitanas (MPO, por su sigla en inglés). Los planes de corto alcance de las 16 MPO de Georgia, llamados Programas de Mejoras del Transporte (TIP, por su sigla en inglés), también se incluyen por referencia[4]. Se puede ver un mapa de las 16 Organizaciones en el estado de Georgia, junto con la información de contacto para cada una de ellas, en las páginas 19-21 de este documento.

El STIP es un conjunto equilibrado financieramente de inversiones de transporte, con fases de proyectos cuya finalización está programada dentro de los años fiscales indicados. Los calendarios de proyectos son proyecciones del calendario probable del trabajo en diversas etapas, y están supeditados a cambios según los aspectos y sucesos impredecibles que a veces ocurren entre la concepción inicial de un proyecto y el llamado a licitación para la construcción que pueden impedir o acelerar el progreso.

Véase el *Apéndice A* que contiene un glosario de términos usados en el STIP.

El proceso de STIP garantiza que se aprovechen al máximo los fondos disponibles y que el sistema de transporte de Georgia continúe respaldando y promoviendo el crecimiento y la economía del estado.

Alineación con el Plan de Transporte Estratégico Estatal de Largo Plazo

Los programas de transporte de GDOT reflejan las políticas prioritarias generales del estado, que se pueden encontrar en el Plan de Transporte Estratégico Estatal (*Statewide Strategic Transportation Plan, SSTP*). El SSTP representa el plan de transporte, integral, intermodal y oficial, con austeridad fiscal, de Georgia que incluye programas y otras actividades para respaldar la ejecución de las metas y políticas de transporte estratégicas del estado. El SSTP se formula al mismo tiempo que el Plan de Transporte Estatal (SWTP, por su sigla en inglés), establecido federalmente, el plan de transporte multimodal de largo alcance para el estado que identifica las condiciones y tendencias de los componentes del sistema de transporte en un horizonte de planificación de 20 años. Se puede consultar el SSTP para 2021 en el sitio web **www.dot.ga.gov/IS/SSTP**.

---

[1] Los datos disponibles más actuales del censo datan de 2010.

[2] 1 de julio de 2020 al 30 de junio de 2021.

[3] Los datos más actuales del censo (2010) indican que la tasa de crecimiento de la población de Georgia de 2000 a 2010 fue del 18.3 %, es decir, casi el doble el crecimiento de la población en promedio de Estados Unidos, del 9.7 % en el mismo periodo. Como la economía de Georgia también está en crecimiento, hay una mayor demanda del sistema de transporte.

[4] Una Organización de Planificación Metropolitana (MPO) es un organismo para la planificación del transporte, establecido por ley federal, compuesto por funcionarios nombrados y electos, que representan a gobiernos o agencias federales, estatales y locales que tienen interés en la planificación y programación del transporte, o son responsables de estas. Cada MPO elabora su propio Programa de Mejoras del Transporte (TIP), y los TIP se incluyen en el STIP por referencia, sin modificación alguna, una vez aprobados por la MPO y el gobernador o su delegado. Las preguntas sobre los proyectos en las áreas del estado se pueden dirigir a cada MPO indicada en la sección «Personas de contacto de las MPO» de este STIP. La Oficina Vial de Tierras Federales del Este (EFLHD, por su sigla en inglés) también formula un TIP para proyectos de transporte dentro de las tierras federales. Este TIP también se incluye en el STIP por referencia.

Metas estratégicas del Gobernador y áreas de interés, seleccionadas por GDOT:

Convertir a Georgia en el estado por excelencia para pequeñas empresas

- Ampliar el papel de Georgia como un centro de talla mundial para el comercio global
- Crear una fuerza laboral calificada que satisfaga las necesidades actuales y futuras en todas las industrias
- Garantizar que los contribuyentes puedan navegar fácilmente y encontrar la información necesaria en todas las interfases públicas

Reformar el gobierno estatal

- Maximizar el valor de los contribuyentes mediante una presupuestación prudente
- Ampliar las asociaciones público-privadas y aprovechar la tecnología para utilizar mejor los recursos estatales limitados

Fortalecer las áreas rurales de Georgia

- Aumentar el acceso al ancho de banda en zonas rurales para el crecimiento económico
- Desplegar brigadas de emergencia a áreas con desafíos económicos o poblaciones reducidas para colaborar con los líderes locales y buscar oportunidades de crecimiento

Asignar prioridad a los habitantes de Georgia

- Concentrarse en mejorar la seguridad y protección personal en el transporte

Los programas de GDOT implementarán las metas estratégicas del Gobernador en tres fases: **Inversiones Fundacionales:** el enfoque es ocuparse del sistema de transporte existente; **Inversiones Catalíticas:** se considera una expansión estratégica para apoyar el desarrollo económico; e **Inversiones para la Innovación:** GDOT posiciona el sistema de transporte de Georgia para el futuro. Además, GDOT promoverá **Planes, Programas, Asociaciones y Métricas de Rendimiento** para asistir mejor a los ciudadanos y empresas de Georgia por igual.

La implementación de estas iniciativas de políticas surge de las Metas Estratégicas del Gobernador, a través del SSTP, SWTP y STIP, para **Invertir** y **Promover** la infraestructura de transporte del estado y la seguridad y protección personal de nuestros ciudadanos.

El SSTP enumera los niveles de inversión recomendados por el programa que también se consideran cuando se programa el STIP. Los proyectos en el STIP están alineados de manera programática con el SSTP, para las Operaciones de Tráfico, Mantenimiento, Puentes, Seguridad y Capacidad. El STIP de los años fiscales 2021-2024 representa los primeros cuatro años del SSTP de largo plazo cuyo horizonte de planificación es 2050.

Los proyectos respaldan la misión de GDOT de brindar un sistema de transporte orientado hacia la innovación, seguridad, sostenibilidad y movilidad.

Cumplimiento de leyes federales

El STIP fue elaborado según todas las pautas relevantes establecidas en la Ley de Igualdad en el Transporte para el Siglo XXI (*Transportation Equity Act for the 21st Century, TEA-21*), sancionada por el Congreso en 1998, seguida por la Ley de Igualdad en un Transporte Eficaz, Responsable y Seguro: Un Legado para los Usuarios (*Safe, Accountable, Flexible, Efficient Transportation Equity Act: A Legacy for Users, SAFETEA-LU*), sancionada por el Congreso en 2005, y luego, por la Ley para Avanzar hacia el Progreso en el Siglo XXI (*Moving Ahead for Progress in the 21st Century Act, MAP-21*), sancionada por el Congreso en 2012. Desde entonces, la formulación del STIP ha continuado según la Ley de Mejora del Transporte Terrestre de Estados Unidos (FAST), sancionada por el Congreso en 2015. La formulación y el contenido de este STIP están en conformidad con el Título 23, CFR), Artículo 450.218. Los proyectos del STIP están programados según diversos factores, tales como demanda de viaje, seguridad, mantenimiento y otros, que alcanzan o superan las metas estatales y del departamento dentro de los recursos disponibles.

GDOT usa un proceso de planificación que consiste en la continuación, cooperación e integralidad (*3 C*, por su sigla en inglés). Los proyectos enumerados en este documento se identificaron mediante procesos de planificación continuos de GDOT. La planificación integral es una iniciativa conjunta del público general, la Oficina de Planificación de GDOT, la Junta de Transporte Estatal, funcionarios nombrados y electos locales, el personal de distrito de GDOT, la Gerencia Ejecutiva de GDOT, la Secretaría de Vialidad Federal (FHWA) y la Agencia de Tránsito Federal (FTA). En áreas distintas de MPO, los proyectos se identifican en cooperación con gobiernos locales rurales (no MPO) mediante reuniones formales y una participación informal continua y periódica durante todo el año.

El STIP enumera todos los proyectos multimodales, de tránsito público y viales que son fundamentales para la operación, el mantenimiento y la mejora del sistema de transporte estatal. Estos se proponen para el financiamiento federal según el Título 23 (carreteras) y el Título 49 (tránsito) del Código de Estados Unidos. Las categorías de programas incluyen Carreteras, Puentes, Bicicletas, Transeúntes, Seguridad, Actividades del Programa Alternativo de Transporte y Transporte Público (tránsito).

Los costos de los proyectos, por ejemplo, alcance (SCP), ingeniería preliminar (PE), adquisición de servidumbres de paso (ROW), construcción (CST) y servicios públicos (UTL), se indican para los proyectos viales. Los costos de capital y operativos se indican para proyectos de tránsito. Los proyectos están organizados por orden alfabético, por condado, con información sobre los costos, la descripción y el año fiscal. Los proyectos que se extienden a varios condados se indican en el STIP según el condado que el proyecto abarca. Véase la Sección *Cómo entender las entradas de STIP* en la página 43 para una información detallada sobre este punto.

El STIP se presenta a la Agencia Vial Federal y la Agencia de Tránsito Federal para la aprobación final. Se debe actualizar el STIP aprobado por el Departamento de Transporte de Estados Unidos por lo menos una vez cada cuatro años fiscales según las leyes federales. Si no se formula un STIP anual, el departamento maneja las revisiones necesarias del STIP corriente mediante una enmienda o notificación administrativa. El proceso que describe estos pasos se encuentra en las páginas 35-37.

Gestión del rendimiento del transporte



La Agencia Vial Federal (FHWA) define la Gestión del Rendimiento del Transporte (TPM, por su sigla en inglés) como un enfoque estratégico que utiliza la información del sistema para tomar decisiones sobre inversiones y políticas, con el fin de alcanzar las metas de rendimiento nacionales.

En resumen, TPM:

- Se aplica sistemáticamente, es un proceso continuo regular.
- Brinda información clave para ayudar a las personas que toman decisiones, ya que les permite comprender las consecuencias de las tomas de decisiones sobre inversiones en todas las modalidades o todos los recursos de transporte.
- Mejora las comunicaciones entre las personas que toman decisiones, los grupos de interés y el público que viaja.
- Garantiza la formulación de metas y medidas en asociaciones colaborativas según datos e información objetiva.

Las metas de rendimiento, descritas en el SSTP, reflejan las metas de transporte nacionales y se alinean con las metas estratégicas del Gobernador. Se sigue un marco de planificación según el rendimiento, usando una estrategia fundada en objetivos para lograr las metas estatales. Las medidas de rendimiento sientan las bases para el marco de ejecución que promueve las prioridades de inversión e implementación de proyectos de GDOT.

Por último, se establecen objetivos de rendimiento para monitorear los resultados y el progreso general. A comienzos de 2018, el departamento fijó objetivos para alcanzar las metas y medidas de rendimiento nacionales, establecidas en el Título 23, USC, 150 (b) y (c).

Además, el departamento creó un sitio web de Gestión del Rendimiento del Transporte para consolidar información y recursos sobre los logros de TPM y brindar un centro de información dedicado, relacionado con las medidas y objetivos de TPM. El sitio web incluye información en tres categorías:

- Medidas de rendimiento 1 para la seguridad (PM1)
- Medidas de rendimiento 2 para el estado de la infraestructura (Pavimentos y Puentes) (PM2)
- Medidas de rendimiento 3 para el rendimiento del sistema, cargas y mitigación de la congestión y calidad del aire (PM3)
- Medidas de rendimiento para el buen estado de funcionamiento de activos de tránsito

Además, el sitio web contiene el Informe de Rendimiento del Sistema, reconocido nacionalmente. El sitio web de la Gestión del Rendimiento del Transporte es **www.dot.ga.gov/IS/TAM#Content1**.

Para facilitar la relación de colaboración para la TPM en las MPO de Georgia, GDOT y la Asociación de Organizaciones de Planificación Metropolitanas de Georgia (GAMPO, por su sigla en inglés) firmaron un acuerdo en mayo de 2018 que establece las obligaciones mutuas de ambas partes de reunir los requisitos de programación y planificación basadas en el rendimiento, establecidos por las leyes federales. Para obtener más información sobre la Gestión de Rendimiento del Transporte estatal y el progreso alcanzado al respecto, vaya al sitio web: **www.fhwa.dot.gov/tpm/reporting/state/state.cfm?state=Georgia**.

Participación pública

Este STIP sirve como un documento para brindar a todos los ciudadanos y grupos de interés la oportunidad de revisar y hacer comentarios sobre las prioridades de transporte del estado para los próximos cuatro años fiscales. A través del contacto directo con funcionarios electos locales rurales, así como partes interesadas y el público en general, se presenta el STIP para su evaluación y comentarios durante todo su desarrollo. Las iniciativas para la participación pública para el STIP están en conformidad con el Título 23, CFR, 450.210 (a) y (b). Las preguntas o comentarios también se pueden hacer por correo, correo electrónico y teléfono, directamente al personal del GDOT en cualquier momento del año.

Se puede obtener información extra sobre el proceso de participación pública en la Sección *Proceso de Participación Pública* en la página 11 del STIP y en Internet, en el Informe de Participación Pública del STIP en la página web.

El Informe de Alcance Comunitario Propuesto e Identificación de la Justicia Ambiental brinda información detallada sobre la estrategia de alcance comunitario para la participación pública del STIP con el fin de incluir comunidades tradicionalmente marginalizadas. El reporte se puede leer en la página web www.dot.ga.gov/IS/STIP#tab-5.

Financiamiento

Al desarrollar el STIP, el Departamento debe demostrar austeridad fiscal en cada año fiscal que garantice que los proyectos o programas pueden esperar razonablemente que recibirán financiamiento dentro del tiempo asignado para su ejecución. Por lo tanto, el STIP incluye solo aquellos proyectos con financiamiento disponible o para los cuales se espera razonablemente que se obtendrán fondos. Para lograr una austeridad fiscal, los niveles de Autoridad Presupuestaria son derivados de la cantidad en dólares del Reparto Proporcional, recibida cada año por el departamento para el programa de Asistencia Federal. La Autoridad Presupuestaria es la capacidad de incurrir en gastos hasta una cantidad establecida en dólares de diversas fuentes de financiamiento para un año fiscal especificado. Las regulaciones federales establecidas en el Título 23, CFR, 450.218 se cumplen para garantizar y mantener la austeridad fiscal del STIP.

Los supuestos de financiamiento federal para los años fiscales 2021-2024 del STIP se derivaron aplicando primero una tasa de crecimiento agregada del 1% anual, usando el año fiscal 2019 como base, al año fiscal 2020, y extrapolando hasta el año fiscal 2024. Luego, se calculó un promedio de 5 años del porcentaje de los Montos Autorizados (*Obligation Authority, OA*) respecto del Reparto Proporcional, recibido por el departamento para los años fiscales 2014-2018.

El porcentaje en promedio de OA se aplicó después a los Repartos Proporcionales de los años fiscales 2021-2024 para derivar los OA proyectados, que es el nivel de Autoridad Presupuestaria federal para cada año fiscal del STIP. Las estimaciones de costo de cada proyecto se basan en los mejores cálculos de ingeniería disponibles. Estos costos pueden cambiar a medida que un proyecto avanza de la ingeniería preliminar a la adquisición de servidumbres de paso, a la construcción. Según el Artículo 23, CFR, 630.106, si un cálculo aproximado de costos es el resultado de un cambio en el alcance original del proyecto, se modificará el STIP, incluida la participación pública necesaria. Si un incremento en el cálculo aproximado de costos se basa en mejoras de ingeniería actualizadas, en vez de un cambio en el trabajo real, una enmienda del STIP puede ser necesaria según el costo revisado. En la Sección del Plan Financiero, a partir de la página 22, se pueden leer más detalles.

Cargas

El Departamento continúa respaldando a las empresas de Georgia que cuentan con el movimiento eficiente y seguro de mercancías según el Plan de Logística y Cargas de Georgia. La versión corriente del Plan, actualizada a fines de 2017 y con muchas recomendaciones ya implementadas, recibió los honores de ATRI/American Trucking Association en 2018 como el 2do mejor plan de carga del Departamento de Transporte del estado en el país. Una actualización integral comenzará en el año fiscal 2022 que incluirá análisis sólidos que reflejen las tendencias de la industria y



prácticas empresariales más recientes, con el fin de identificar oportunidades del sistema de cargas de la próxima generación para todas las modalidades (cargas terrestres, ferroviarias, áreas y marítimas) que impulsarán el éxito continuo del ecosistema de logística de Georgia. Durante toda la actualización del Plan, GDOT coordinará con el sector privado y otros grupos de interés clave.

Entretanto, GDOT sigue trabajando en estrecha colaboración con sus socios de planificación para respaldar la planificación de cargas en áreas metropolitanas de Georgia. El trabajo en asociación con la división del Departamento de Transporte de Estados Unidos (US DOT) en Georgia y las organizaciones de planificación metropolitanas del estado brinda una oportunidad singular para coordinar las actividades de planificación de cargas en todos los ámbitos: federal, estatal y metropolitano/local.

Cada una de las áreas urbanas más grandes del estado, donde se produce la mayor parte del movimiento de cargas de Georgia, tiene una Organización de Planificación Metropolitana (MPO), designada federalmente, que lidera el proceso de planificación de transporte de su región. Un ejemplo de esta asociación fue la organización por parte de la Oficina de Planificación de GDOT y de la división del US DOT en Georgia de un taller llamado «*Georgia Freight Partnership*» a fines de 2018 para el personal de las MPO estatales, con la meta de apoyar la incorporación exitosa de la perspectiva de cargas, establecida federalmente, a sus procesos de planificación. Desde entonces, los documentos de planificación de las MPO de Georgia abordan cada vez más esta oportunidad tan importante; muchas han formulado planes de cargas independientes o han incluido secciones sobre cargas en las actualizaciones obligatorias del Plan de Transporte Metropolitano.

El STIP de este año logra grandes avances para apoyar el movimiento seguro y eficiente de cargas en toda Georgia. Por ejemplo, la Oficina de Planificación acaba de iniciar un sólido análisis de los problemas de estacionamiento de camiones en todo el estado, con un enfoque integral en la demanda corriente y futura y el suministro de lugares de estacionamiento para brindar información para políticas públicas y decisiones de inversión que promuevan la seguridad y respalden el movimiento de mercancías y el desarrollo económico relacionado con la logística.

Además, GDOT está invirtiendo en mejoras de capital para las carreteras designadas como corredores de cargas de Georgia, como se indica en el Apéndice C, que mejorarán el flujo de cargas en vías conectoras clave y carreteras principales en todo el estado. El fortalecimiento continuado del Puerto de Savannah como el cuarto complejo portuario de contenedores de más rápido crecimiento y más grande en Estados Unidos ha convertido a Georgia en un agente clave en el comercio internacional. El crecimiento de Savannah ha brindado una variedad de oportunidades de desarrollo económico en toda Georgia, en particular, distribución, almacenamiento, procesamiento de alimentos y fabricación. Los mayores volúmenes de cargas tienen un impacto directo en las redes ferroviarias y viales de Georgia. Por ejemplo, el ensanchamiento actual de I-16 de GDOT en Savannah, entre I-95 y I-516, para acomodar y servir eficientemente a los vehículos de cargas que se mueven por todo el estado y el sudeste.

Además, el STIP incluye numerosas mejoras de rutas que conectan con corredores de cargas, designados por el estado, en forma de proyectos para aliviar la congestión, entre ellos, varios ensanchamientos y carreteras de circunvalación, y proyectos de corto plazo, subsidiados por sumas globales, que aportan directa o indirectamente beneficios inmediatos a la red de cargas de Georgia.

Una lista más amplia de ejemplos de proyectos viales que causan un impacto beneficioso e importante en el movimiento de cargas en toda Georgia, incluidos en el STIP de años fiscales 2021-2024, son las siguientes mejoras:

- Ensanchamiento de SR 133 en el condado de Worth (N.° de identificación de proyecto 0000519)
- Cruce en SR 316 en el condado de Barrow (N.° de identificación de proyecto 0013910)
- Puentes en SR 89 en el condado de Clinch ((N.° de identificación de proyecto 0016510)
- Ensanchamiento de SR 4 en el condado de Jefferson (N.° de identificación de proyecto 222160-)

Iniciativas y tecnología innovadoras

Una parte de la declaración de misión de GDOT es un enfoque en la innovación. Georgia ha invertido en muchas tecnologías y proyectos valiosos, con un enfoque futuro, para seguir promoviendo la red de transporte del estado y ayudar a mantener la calificación de Georgia como el mejor estado para hacer negocios. GDOT ha logrado grandes avances en la implementación de muchas iniciativas y tecnologías innovadoras que incluyen vehículos autónomos y conectados, tecnología de actualización de señales de tránsito remotas y la tecnología de la «Internet de las Cosas» (IoT). Las tecnologías innovadoras permiten que GDOT invierta en las necesidades corrientes y futuras de seguridad, fiabilidad y mejoras de la conectividad y congestión vial. A medida que las áreas urbanas y rurales de Georgia continúan creciendo y cambiando, las tecnologías innovadoras pueden cumplir una función significativa en el futuro de la red de transporte estatal. El priorizar nuevas tecnologías que pueden aliviar la congestión, mejorar la fiabilidad de los corredores de transporte y contribuir a una mayor seguridad en las carreteras estatales también aportan a las metas de rendimiento nacionales, establecidas por el Congreso.

GDOT ha reconocido el potencial de movilidad y seguridad de los vehículos autónomos y conectados como una modalidad de transporte futura y ha tomado varias medidas para estar preparado para la transición potencial a esta nueva tecnología. El departamento ya implementó uno de los despliegues de unidades de carretera para vehículos conectados (*connected vehicle roadside units, RSU*) más grandes en Estados Unidos. Se han implementado más de 600 RSU en vías principales dentro de la zona metropolitana de Atlanta hasta la fecha, con planes ya encaminados para aumentar la escala a 1,600 localidades en toda la región. Además, el departamento acaba de lanzar un proyecto posterior de vehículos conectados, en asociación con la Comisión Regional de Atlanta y gobiernos locales participantes. Se han identificado más de 600 localidades adicionales hasta la fecha en ese programa. La meta a largo plazo es facilitar la conectividad de la infraestructura en todo el estado, junto con socios privados y locales, para mejorar la seguridad y movilidad.

Además, GDOT está realizando un programa piloto en *The Ray*, un tramo de 18 millas al sur de la zona metropolitana de Atlanta, para probar la tecnología V2X (*vehicle-to-everything*), usando vehículos de flotas comerciales.

La meta del proyecto piloto es determinar si la tecnología se puede implementar en todo el estado para mejorar la seguridad vial, reducir la congestión de tránsito y maximizar la eficacia organizacional.

En la actualidad, GDOT está finalizando la instalación de 10,000 licencias de software de señales Intelight en controladores de tráfico en intersecciones señalizadas en todo el estado de Georgia; esto continúa siendo la única adquisición más importante de software y sistema de señales en Estados Unidos hasta la fecha. *Intelight Device Manager* podría ahorrar al estado más de un millón de dólares por año.

El software de señales dentro del controlador de tráfico también permite que el

departamento programe de manera remota y administre actualizaciones de lotes en todo el estado a las señales de tráfico. Se han instalado más de 8000 licencias del software.

Además, GDOT ha instalado el Sistema de Balizas de Zonas Escolares (*School Zone Beacon System*) en más de 300 escuelas en todos los 118 condados de Georgia. La meta es mejorar la seguridad dentro de las zonas escolares, y Georgia es el primer estado que utiliza esta tecnología para los distritos escolares estatales. El sistema utiliza la tecnología IoT para compartir información en tiempo real. El sistema consiste en una baliza inteligente que se empareja con otras tecnologías de transporte conectadas, que incluyen la prioridad de señales para el tránsito de vehículos de emergencia; la prioridad de señales para el transporte rápido por autobús; aceras conectadas; y dispositivos conectados para aminorar el tráfico. Cada baliza inteligente tiene su propio módem celular para manejar todas las comunicaciones, permitir que los ingenieros de tráfico usen sus tabletas o teléfonos inteligentes para determinar si las balizas están operando correctamente y, si es necesario, alertar de inmediato a los recursos apropiados en el caso de averías de baterías o lámparas.

Además, en enero de 2020, el departamento organizó su primera Exposición de Tecnología del Transporte. El departamento se asoció con más de 20 compañías de tecnología de transporte para concretar el programa práctico. El objeto del evento era demostrar cómo el estado está trabajando con las industrias del sector privado para prepararse para un futuro de transporte mejor conectado y más seguro e inteligente. Contó con la participación de más de 300 legisladores y profesionales de la industria de los sectores público y privado, junto con el gobernador Brian Kemp, el vicegobernador Geoff Duncan y el comisionado de GDOT Russell McMurry.

Calidad del aire

El departamento es responsable de administrar el Programa para la Mejora de la Calidad del Aire y la Mitigación de la Congestión Vehicular (CMAQ, por su sigla en inglés) en el estado de Georgia. El programa CMAQ está financiado con fondos federales, autorizados conforme a la Ley FAST, como parte del Artículo 1114, Título 23, USC, 149. Un área geográfica que satisface o supera las Normas Nacionales de Calidad del Aire Ambiental (NAAQS, por su sigla en inglés) para una sustancia contaminante dada se llama «área de cumplimiento»; de lo contrario, se llama «área de incumplimiento». Georgia es elegible para recibir fondos CMAQ debido a contravenciones anteriores de ciertas sustancias contaminantes, establecidas en estas normas, aunque las áreas metropolitanas de Georgia cumplen ahora con PM2.5. Solo 7 condados son áreas de incumplimiento para la norma de Ozono 2015 de 8 horas[5].

Para respaldar la calidad del aire como meta nacional, el departamento trabaja en estrecha colaboración con la MPO de cada condado y con agencias federales y estatales durante todo el proceso de conformidad para garantizar que los planes, programas y proyectos de transporte futuros sean compatibles con las metas de calidad del aire[6]. Además, el departamento escribe y presenta informes sobre los objetivos de medición del rendimiento del transporte a dos y a cuatro años para las reducciones de emisiones. El departamento está comprometido con poner su granito de arena para mejorar la calidad del aire en el estado y está encaminado ahora para lograr los objetivos a dos y a cuatro años. El programa de Gestión de la Demanda de Transporte (TDM, por su sigla en inglés) del departamento, calificado como Opciones de Traslado de Georgia (GCO), ha hecho un gran aporte a la reducción constante en las áreas de incumplimiento del estado.

[5] En el pasado, algunas áreas de Georgia infringieron las NAAQS respecto de dos sustancias contaminantes: ozono y PM2.5. Sin embargo, desde el 24 de octubre de 2016, todas las áreas en Georgia cumplen con las normas sobre PM2.5. Desde el 30 de abril de 2018, se designó a los condados de Bartow, Cobb, Fulton, DeKalb, Gwinnett, Clayton y Henry como áreas de incumplimiento para la Norma de Ozono de 2015.

[6] La Comisión Regional de Atlanta (ARC) realiza un modelado de calidad del aire para los 20 condados siguientes: Barrow, Bartow, Carroll, Cherokee, Clayton, Cobb, Coweta, DeKalb, Douglas, Fayette, Forsyth, Fulton, Gwinnet, Hall, Henry, Newton, Paulding, Rockdale, Spalding y Walton. Estos condados también participan en el proceso de conformidad.

Se puede obtener información adicional sobre el programa CMAQ de Georgia en: **www.dot.ga.gov/DriveSmart/Travel/Pages/Details.aspx?categoryID=2**

Para obtener más información sobre las designaciones, vaya al sitio web **www.epa.gov/green-book**.

Para obtener más información sobre la conformidad, vaya al sitio web: **www.fhwa.dot.gov/environment/air_quality/conformity/**

Conclusión

El Departamento de Transporte desea agradecer a todos los ciudadanos y funcionarios locales por tomarse el tiempo de aportar sus comentarios sobre el desarrollo de este programa. Se pueden dirigir los comentarios y preguntas al Coordinador del STIP, mencionado en el interior de la portada del STIP.

Proceso de participación pública

Un componente importante del proceso de formulación del STIP es la participación pública según el Título 23, CFR, 450-210 (a) y (b). La Oficina de Planificación supervisa el proceso de participación pública en el STIP para los seis distritos rurales de GDOT y distribuye el STIP a esos distritos para su uso en reuniones con funcionarios locales.

Participación pública virtual

Para cumplir con el asesoramiento simultáneo del Departamento de Salud Pública de Georgia, GDOT realiza reuniones públicas virtuales para el ciclo de actualización del STIP de años fiscales 2021-2024. Todos los materiales que usualmente estaban disponibles en reuniones en persona estarán ahora en el foro de alcance comunitario en línea. Los materiales incluyen mapas, información de proyectos y personas de contacto para el público. Las pautas se pueden consultar en el sitio web: https://dph.georgia.gov/covid-19-businesses-and-employers.

Se colocaron anuncios en varias plataformas de medios sociales y se enviaron comunicados de prensa a periódicos locales para anunciar en forma pública el sitio web informativo de alcance comunitario virtual del STIP. Se hicieron anuncios por radio y se colocaron anuncios legales en todos los organismos jurídicos del estado. Además, un folleto informativo que explica el proceso del STIP se publicó y está a disposición en las seis Oficinas de Distrito rurales de GDOT, junto con el documento preliminar del STIP y un mapa del proyecto. Se puede obtener más información sobre el proceso de participación pública del STIP en el informe pertinente, en el sitio web **www.dot.ga.gov/IS/STIP#tab-4**.

Reuniones con funcionarios públicos

Como parte del proceso de formulación del STIP, los Especialistas de Programación y Planificación de Distrito se reúnen con los funcionarios electos de cada condado rural en su área para discutir los proyectos propuestos en el STIP y recabar preguntas y comentarios. Durante estas reuniones, se trata una amplia gama de temas sobre el sistema de transporte, y algunos pedidos se envían a la oficina correspondiente del DOT para su consideración.

El STIP en la Red

El departamento pone el STIP a disposición de los ciudadanos en su sitio web. La página web del STIP de Georgia es: **www.dot.ga.gov/IS/STIP**.

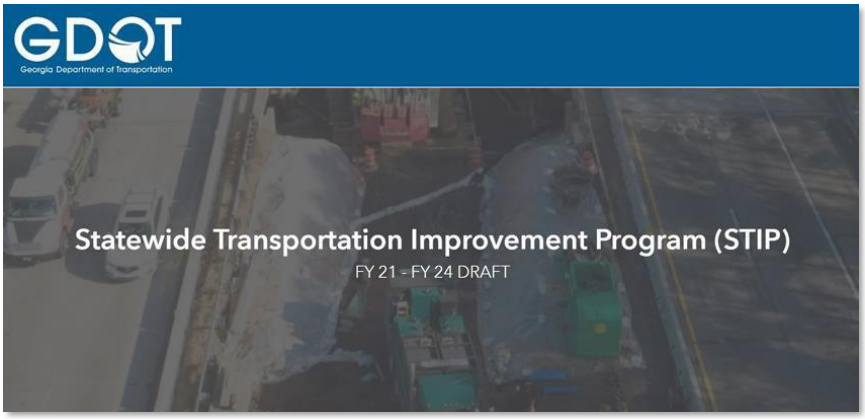

La información de contacto también se incluye en este sitio web para recabar comentarios de la ciudadanía.

Comentarios

Los comentarios recibidos en las reuniones públicas y las reuniones con funcionarios locales se toman en cuenta en la formulación del STIP, y se responden o se envían los comentarios recibidos a la oficina apropiada del GDOT para una respuesta.

Los comentarios adicionales se pueden enviar usando la información de contacto siguiente:

Georgia Department of Transportation

Attn: Office of Planning/STIP Coordinator
600 W. Peachtree St. NW
Atlanta, Georgia 30308

Correo electrónico:
stipcoordinator@dot.ga.gov

En las dieciséis áreas metropolitanas previamente establecidas del estado, la participación pública es responsabilidad de las organizaciones de planificación metropolitanas (MPO); dirija las preguntas sobre los proyectos en estas áreas a la agencia correspondiente, en las páginas 20-21 (luego del mapa de las MPO).

Junta Directiva de Transporte de Georgia

GDOT ha formulado planes a corto y largo plazo que brindan una visión y dirección y contienen prioridades que incorporan las Metas Estratégicas del Gobernador Brian P. Kemp para Georgia (véase la página 18), y las prioridades de la Junta Directiva de Transporte estatal, de 14 miembros, que supervisa y rige el cumplimiento de las obligaciones del departamento. Las facultades de la Junta incluyen, sin limitación, el nombramiento del comisionado; la designación de las carreteras públicas comprendidas en el sistema vial estatal; la aprobación de planes de transporte de largo plazo; la supervisión de la administración de contratos de construcción; y la autorización de contratos de arrendamiento. Los miembros de la Junta son elegidos por mayoría de un grupo de la Asamblea General, de cada uno de los catorce distritos legislativos de Georgia. Cada miembro de la Junta tiene un mandato de cinco años y puede ser reelecto.

Gobernador
Brian Kemp

1° Distrito legislativo
Ann R. Purcell



2° Distrito legislativo
Johnny Floyd

3° Distrito legislativo
Russ Carreker

4° Distrito legislativo
Robert L. Brown, Jr.

5° Distrito legislativo
Stacey Key

6° Distrito legislativo
Kevin Abel
Secretary

7° Distrito legislativo
Rudy Bowen
Presidente

8° Distrito legislativo
Tim Golden

9° Distrito legislativo
Emily Dunn
Vicepresidenta

10° Distrito legislativo
Jamie Boswell

11° Distrito legislativo
Jeff Lewis

12° Distrito legislativo
Vacante

13° Distrito legislativo
Dana Lemon

14° Distrito legislativo
Jerry Shearin

Comisionado
Russell R. McMurry, P.E.



Directora de Planificación
Jannine Miller

Véase el Mapa de Distritos Legislativos de Georgia en el Apéndice C.

El retorno de la inversión del STIP de años fiscales 2021-2024

El Programa de Mejora del Sistema de Transporte Estatal de Georgia, años fiscales 2021-2024, formula un plan para aprovechar las oportunidades de transporte del estado y mantener ganancias económicas. Se hizo un análisis económico de las inversiones incluidas en el plan para comprender el impacto que tendrían en la economía del estado.

Los proyectos del STIP se identificaron mediante procesos de planificación continuos de GDOT y son fundamentales para el programa de transporte estatal. Los proyectos en el STIP hacen hincapié en el mantenimiento, la seguridad y la mejora de sistemas de transporte públicos y servicios de transporte existentes. Los proyectos respaldan la misión de GDOT de brindar un sistema de transporte sostenible, seguro y sin interrupciones que apoye la economía de Georgia y responda a las necesidades de los ciudadanos y el medio ambiente.

Los proyectos de STIP incluyen carreteras, puentes, transporte público, servicios para transeúntes y ciclistas, ferrocarriles y otras mejoras. Sin embargo, los impactos presentados en el análisis económico abarcan solamente los proyectos de capacidad vial con fondos para la construcción, programados en el STIP 2021-2024. Los proyectos de capacidad incluyen carreteras, puentes, ensanchamiento, carriles de acceso controlado e intersecciones. El costo de construcción estimado de los proyectos incluidos en el análisis del STIP es de $8,230 millones.

Los proyectos de capacidad en el STIP darán lugar a una mejora significativa de las condiciones y el rendimiento de la red de transporte para los usuarios del sistema, en el plazo de los años 2021 - 2050, incluidos los impactos acumulados siguientes:

- Casi 1 mil millones de horas menos de demora.
- Una reducción de $13.8 mil millones en costos de tiempo de viaje.
- Un ahorro de $910 millones en costos operativos de vehículos.
- 9.2 millones menos de toneladas métricas de CO_2

Esta mejora en el rendimiento del transporte en todo el estado conduce a una economía más fuerte y de crecimiento más rápido en todo el estado, y facilita un argumento comercial para las inversiones en el transporte. Los impactos económicos anuales que resultan de los proyectos de capacidad en el STIP 2021-2024 incluyen:

Beneficio	Total estatal
Puestos de trabajo	69,200
Ingreso (en miles de millones de dólares en 2019)	$5.5
Producto bruto estatal (en miles de millones de dólares en 2019)	$7.3

Alineación de las Recomendaciones de Inversión del Plan de Transporte Estratégico Estatal (SSTP) con el Programa de Mejora del Sistema de Transporte Estatal (STIP)

Las asignaciones de inversión recomendadas, establecidas en el Plan de Transporte Estratégico Estatal (SSTP), y los proyectos enumerados en el Programa de Mejora del Sistema de Transporte Estatal (STIP) deben ser «compatibles» según el Título 23, CFR, Artículo 450.218, y OCG SB 200, Artículo 4.7. GDOT, atento a las metas estratégicas del Gobernador Kemp, elaboró un STIP que ayudará a Georgia a mantener su calificación como el estado por excelencia para hacer negocios; fortalecerá la movilidad personal y conectividad económica para las áreas rurales de todo el estado; dará prioridad a los habitantes de Georgia; y reformará el gobierno del estado. La alineación entre la política de transporte y los proyectos maximizan el retorno de dólares de contribuyentes porque coordinan metas comunes en todos los amplios programas de inversión de transporte de Georgia. Estas iniciativas, tomadas con una presupuestación conservadora, ayudan a GDOT a responder de manera inteligente a un entorno siempre cambiante de oportunidades de inversión de transporte. Lo más importante, estos planes permiten que los contribuyentes de Georgia estén informados sobre las actividades, decisiones y objetivos de GDOT.

Es importante tener presente que no está previsto que estos documentos sean duplicados, sino más bien guías para decisiones de financiamiento. El STIP provee una lista específica de proyectos entregables en un plazo específico y breve de cuatro años. El SSTP es un documento de políticas que establece inversiones categóricas y programáticas según estrategias de varias décadas.

La tabla siguiente enumera las amplias categorías de financiación, compartidas entre el SSTP y el STIP.

Categoría	STIP (Promediado)	% del total del STIP	SSTP (Anual)	% del total del SSTP
Puentes	$424	21%	$412	17%
Capacidad	$963	47%	$948	39%
Mantenimiento	$295	14%	$350	15%
Seguridad	$171	8%	$320	13%
Operaciones de tráfico	$206	10%	$371	15%
Total	**$2,059**	**100%**	**$2,401**	**100%**
Las cifras de los gastos son por año (en millones de dólares)				

La columna de gastos del STIP representa los gastos totales en cada categoría del año fiscal 2021 al 2024, divididos por 4. La columna de gastos del SSTP representa el nivel de gasto recomendado anualmente en el Plan de Transporte Estratégico Estatal.

Como se describe antes, GDOT ha logrado alinear en general la programación de proyectos con los niveles de inversión recomendados en tres de los cinco programas de transporte en el plan estratégico. Puentes y Capacidad casi han llegado al nivel de gasto anual, y Mantenimiento también, pero es un poco más divergente. Las asignaciones programáticas de los dos restantes, Seguridad y Operaciones de Tráfico, recibieron aumentos recomendados importantes en la actualización más reciente del SSTP 2021; estas divisiones de GDOT trabajarán para desarrollar y entregar proyectos efectivos para ejecutar estos niveles de inversión aumentados. Dichos proyectos se incluirán en las actualizaciones próximas del STIP. Además, como el STIP captura proyectos financiados federalmente, no es un reporte completo de todas las inversiones o ingresos de transporte. Los flujos de ingresos estatales y locales también ayudan a complementar las metas establecidas en el SSTP, y no están reflejados en el STIP.

Por último, el Plan de Gestión de Activos de Transporte (TAMP, por su sigla en inglés) aborda las condiciones de pavimentos y puentes en todo el estado. Se consultó el TAMP cuando se formularon las recomendaciones de inversiones del SSTP, y el plan contribuye a orientar las asignaciones de STIP en estos programas.

Visión: asignar una prioridad principal a los habitantes de Georgia a través de un gobierno fiscalmente responsable, accesible y simplificado.

Metas Estratégicas del Gobernador de Georgia

Convertir a Georgia en el estado por excelencia para pequeñas empresas

- Eliminar los obstáculos burocráticos y obsoletos que son un lastre innecesario para las pequeñas empresas
- Mantener el entorno fiscal competitivo de Georgia
- Crear una fuerza laboral calificada que satisfaga las necesidades actuales y futuras en todas las industrias
- Ampliar el papel de Georgia como un centro de talla mundial para el comercio global
- Garantizar que los contribuyentes puedan navegar fácilmente y encontrar la información necesaria en todas las interfases públicas

Reformar el gobierno estatal

- Mantener la calificación de bonos AAA de Georgia
- Maximizar el valor de los contribuyentes mediante una presupuestación conservadora
- Ampliar las asociaciones público-privadas y aprovechar la tecnología para utilizar mejor los recursos estatales limitados
- Mejorar los centros de llamadas de agencias y servicios similares para contribuyentes para que sean atendidos de manera cortés y útil

Fortalecer las áreas rurales de Georgia

- Aumentar el acceso a la banda ancha rural para el crecimiento económico, oportunidades educativas y acceso a la atención médica
- Desplegar brigadas de emergencia a áreas con desafíos económicos o poblaciones reducidas para colaborar con los líderes locales y buscar oportunidades de crecimiento
- Resolver la escasez de maestros en Georgia, eliminando los obstáculos para el acceso a la profesión y aumentando salarios
- Eliminar el Núcleo Común (*Common Core*) y reducir los exámenes de alto riesgo para un enfoque más centrado en el estudiante para el aprendizaje
- Mejorar las tasas de alfabetización para los estudiantes del tercer al doceavo grado

Dar prioridad a los habitantes de Georgia

- Eliminar la actividad de pandillas y la trata de personas que afectan todas las comunidades en Georgia
- Reducir costos, mejorar la calidad y aumentar el acceso a una atención médica de calidad en todas las regiones
- Continuar los esfuerzos para mantener la seguridad de estudiantes, maestros y el personal en los campus
- Ampliar el acceso a servicios de salud mental en las escuelas para niños y adultos jóvenes

Organizaciones de Planificación Metropolitanas (MPO) de Georgia

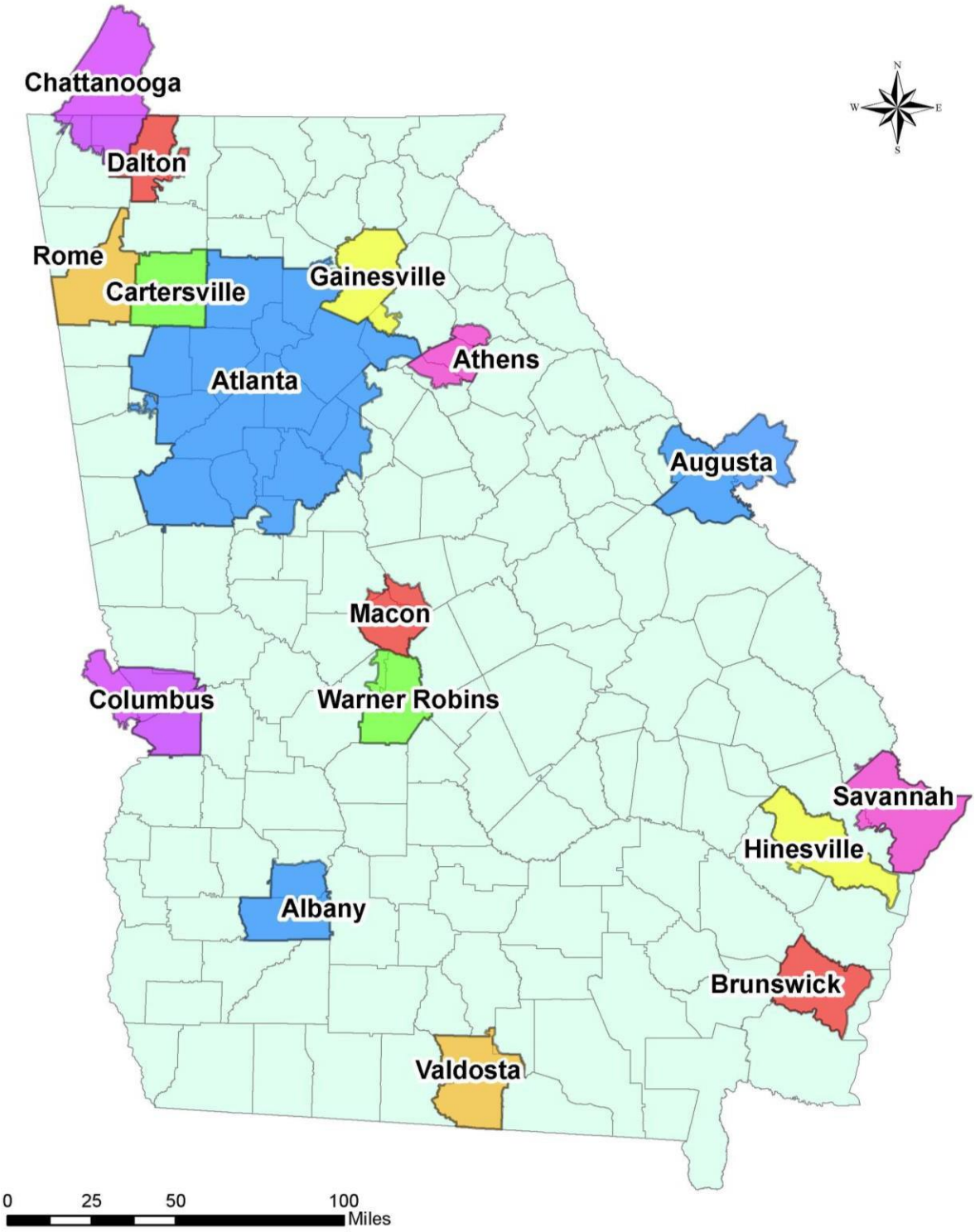

Lista de contactos de las Organizaciones de Planificación Metropolitanas (MPO) de Georgia

Albany: Estudio de Transporte Regional del Área de Doughterty (*Dougherty Area Regional Transportation Study, DARTS*) **Sitio web:** http://dartsmpo.org/ **Dirección:** Albany-Dougherty Planning/ Community Development 240 Pine Avenue, Suite 300 Albany, Georgia 31701 **Persona de contacto:** Kerrie Davis, Planificadora de Transporte **Teléfono:** (229) 302-1844 **Correo electrónico:** KeDavis@albanyga.gov	**Athens:** Estudio de Transporte de Madison-Athens-Clarke-Oconee (*Madison-Athens-Clarke- Oconee Transportation Study, MACORTS*) **Sitio web:** www.macorts.org **Dirección:** Athens-Clarke County Planning Commission 120 W. Dougherty St. Athens, GA 30601 **Persona de contacto:** Sherry F. McDuffie, Planificadora de Transporte **Teléfono:** (706) 613-3515 **Correo electrónico:** Sherry.McDuffie@accgov.com
Atlanta: Comisión Regonal de Atlanta (*Atlanta Regional Commission, ARC*) **Sitio web:** www.atlantaregional.org **Dirección:** 229 Peachtree St. NE, Suite 100 Atlanta, GA 30303 **Persona de contacto:** John Orr, Gerente, División de Movilidad y Acceso al Transporte **Teléfono:** (404) 463-3265 **Correo electrónico:** jorr@atlantaregional.org	**Augusta:** Estudio de Transporte Regional de Augusta (*Augusta Regional Transportation Study, ARTS*) **Sitio web:** https://www.augustaga.gov/680/ ARTS-Metropolitan-Planning-Organization **Dirección:** Augusta Planning and Development Department 525 Telfair St. Augusta, GA 30901-5867 **Persona de contacto:** Carla Delaney, Subdirectora **Teléfono:** (706) 821-1801 **Correo electrónico:** Cdelaney@augustaga.gov
Brunswick: Estudio de Transporte del Área de Brunswick (*Brunswick Area Transportation Study, BATS*) **Sitio web:** www.glynncounty.org/ **Dirección:** Condado de Glynn Community Development 1725 Reynolds St, Ste. 200 Brunswick, GA 31520 **Persona de contacto:** Pamela Thompson, Directora de Desarrollo Comunitario **Teléfono:** (912) 554-7428 **Correo electrónico:** pkthompson@glynncounty-ga.gov	**Cartersville Bartow:** Departamento de Desarrollo Comunitario del condado de Bartow **Sitio web**: www.bartowga.org/departments/ community_development/mpo/index.php **Dirección:** 135 West Cherokee Avenue Suite 124 Cartersville, GA 30120 **Persona de contacto:** Toms Sills, Planificador de Transporte **Teléfono:** (770) 607-6265 **Correo electrónico:** sillst@bartowga.org
Chattanooga Estudio de Transporte del Área Urbana de Chattanooga (*Chattanooga Urban Area Transportation Study, CUATS*) **Sitio web:** www.chcrpa.org **Dirección:** Chattanooga-Hamilton County Regional Planning Agency 1250 Market St., Ste. 2000 Chattanooga, TN 37402-2713 **Persona de contacto:** Karen Rennich, Coordinadora de MPO **Teléfono:** (423) 643-5903 **Correo electrónico:** rennich_karen@chattanooga.gov	**Columbus:** Estudio de Transporte de Columbus-Phenix City (*Columbus-Phenix City Transportation Study, CPCTS*) **Sitio web:** www.columbusga.com/mpo/ **Dirección:** Columbus Dept. of Engineering Transportation Planning Division 420 10th St. Columbus, GA 31902 **Persona de contacto:** Lynda Temples, Planificadora **Teléfono:** (706) 225-3938 **Correo electrónico:** ltemples@columbusga.org

Dalton: Dalton MPO **Sitio web:** www.whitfieldcountyga.com/eng/mpo.htm **Dirección:** Condado de Whitfield 301 W. Crawford St. Dalton, GA 30722 **Dirección postal:** P.O. BOX 248 Dalton, Georgia 30722 **Persona de contacto:** Jacob Bearden, Coordinador de GDMPO **Teléfono:** (706) 876-2592 **Correo electrónico:** jbearden@whitfieldcountyga.com	**Gainesville:** MPO del área de Gainesville-Hall *(GHMPO)* **Sitio web:** www.ghmpo.org **Dirección:** Hall County Government Center, Department of Planning 2875 Browns Bridge Rd. Gainesville, GA 30504-5635 **Persona de contacto:** Joseph Boyd, Director de Planificación de Transporte **Teléfono:** (770) 297-5541 **Correo electrónico:** jboyd@hallcounty.org
Hinesville: MPO del área de Hinesville (HAMPO) **Website:** http://thelcpc.org/HAMPO/hampo **Address:** Hinesville Area MPO 100 Main Street, Suite 7520 Hinesville, GA 31313 **Persona de contacto:** Jeff Ricketson, Director Ejecutivo **Teléfono:** (912) 408-2033 **Correo electrónico:** jricketson@thelcpc.org	**Macon:** Estudio de Transporte del área de Macon (*Macon Area Transportation Study, MATS*) **Website:** https://www.maconmpo.com/ **Dirección:** Macon MPO, Macon Metropolitan Planning Organization | Macon Area Transportation Study 200 Cherry St. Macon, GA 31201 **Persona de contacto:** Mike Greenwald, Director de Planificación/Coordinador Técnico de MPO **Teléfono:** (478) 338-9472 **Correo electrónico:** mgreenwald@mbpz.org
Rome: MPO de Rome, condado de Floyd (FRUTS) **Sitio web:** https://www.romefloyd.com/departments/Transportation **Dirección:** Rome-Floyd County Planning Commission PO Box 1433 Rome, GA 30162-1433 **Persona de contacto:** Artagus Newell, Director **Teléfono:** (706) 236-5024 **Correo electrónico:** anewell@romega.us	**Savannah:** MPO de la Región Costera (CORE MPO) **Sitio web:** www.thempc.org/Dept/Tran **Dirección:** Coastal Region Metropolitan Planning Commission 110 E. State St., PO Box 8246 Savannah, GA 31412-8246 **Persona de contacto:** Mark Wilkes, Director de Planificación de Transporte **Teléfono:** (912) 651-1477 **Correo electrónico:** wilkesm@thempc.org
Valdosta: MPO de Valdosta-Lowndes (VLMPO) **Sitio web:** www.sgrc.us/transportation **Dirección:** Valdosta-Lowndes MPO 1937 Carlton Adams Drive Valdosta, GA 31601 **Persona de contacto:** Corey Hull, Planificador de Transporte **Teléfono:** (229) 333-5277 **Correo electrónico:** chull@sgrc.com	**Warner Robins:** Estudio de Transporte del Área de Warner Robins (*Warner Robins Area Transportation Study, WRATS*) **Sitio web:** https://www.wrga.gov/295/Warner- Robins-Area-Transportation-Study- **Dirección:** Warner Robins – WRATS 610B Watson Blvd. P.O. Box 8629 Warner Robins, GA 31095 **Persona de contacto:** Jessica Bird, Planificadora de Transporte **Teléfono:** (478) 302-5505 **Correo electrónico:** jbird@wrga.gov

*Para obtener información actualizada sobre las MPO de Georgia, vaya al sitio web de Georgia Association of Metropolitan Planning Organization (GAMPO): www.gampo.org.

Plan financiero del STIP del Departamento de Transporte de Georgia

Como se mencionó antes, el Programa de Mejora del Sistema de Transporte Estatal (STIP) de Georgia se formula de acuerdo con el Título 23, CFR, Artículo 450.218, e incluye una lista prioritaria de proyectos de tránsito, transporte público ferroviario y viales que se implementarán (Artículo 630.106(a) (2)).

A continuación, se describen cálculos aproximados de programas de transporte que limitan financieramente por año el Plan Financiero del STIP (SFP, por su sigla en inglés) para los años fiscales 2021-2024. Para cumplir con el Título 23, CFR, 630.110, «Modificación de Acuerdos Originales», para las fases de proyectos autorizadas (Artículo 630.106(a)(2)) de un STIP anterior, el SFP reserva una parte de los fondos para este propósito y asigna los ingresos de transporte restantes a proyectos locales y estatales por un periodo de cuatro años. El plan financiero incluye proyectos para los cuales se espera razonablemente que haya fondos disponibles. Solo los proyectos o las fases de proyectos (alcance, ingeniería preliminar, servidumbres de paso, servicios públicos o construcción) para proyectos de carreteras o las fases de proyectos (capital u operacionales) de tránsito se incluyen en el STIP.

El SFP para los años fiscales 2021-2024 se formuló según los saldos de fondos federales y estatales corrientes y el financiamiento proyectado estatal y de asistencia federal para los años 2021, 2022, 2023 y 2024 para cada uno de los cuatro años del STIP. Además, los Programas de Mejoras de Transporte (TIP) y su financiamiento consecuente, elaborados por las dieciséis Organizaciones de Planificación Metropolitanas (MPO) de Georgia, están incorporados al STIP por referencia.

El SFP para los años fiscales 2021-2024 para carreteras y tránsito totaliza $10.31 mil millones, con un programa anual de $2.88 mil millones para el año fiscal 2021. El financiamiento para este programa de cuatro años se compone de $5.55 mil millones en fondos federales, $2.92 mil millones en fondos estatales y $1.84 mil millones en fondos locales u otros (*véase el gráfico de Fondos de STIP por Tipo de Mejora*). Este nivel de inversión en infraestructura respalda empleos en la industria de la construcción, así como un sistema de transporte en buen estado que fomenta una economía saludable, al proporcionar la infraestructura para el movimiento eficiente de bienes y personas.

Además, como se mencionó antes, los cálculos aproximados de costos de los proyectos, usados para elaborar el STIP, se basan en los mejores cálculos aproximados de ingeniería, disponibles en ese momento. Los costos finales para la autorización de la fase del proyecto real pueden diferir; las necesidades de servidumbres de paso o cantidades de diseño se finalizan a través del proceso de preconstrucción. Si los cambios debidos a estas revisiones alteran la descripción de la intención, el diseño o el alcance del proyecto del STIP, entonces, se deberán seguir los procedimientos de enmienda apropiados del STIP, establecidos en esta sección. También se reservan fondos para estas enmiendas.

Programas de carreteras – *financiados por FAST (Ley para la Mejora del Transporte Terrestre de los Estados Unidos)*

Programa Nacional para el Rendimiento Vial (NHPP) – Conforme a la Ley FAST, el Sistema Vial Nacional (NHS, por su sigla en inglés) mejorado está compuesto por carreteras rurales y urbanas que conectan grandes centros de población, servicios de transporte intermodales y destinos de viaje principales. Incluye el sistema interestatal, todas las arterias principales, las carreteras que brindan acceso vehicular entre el NHS y servicios de transporte intermodales principales, y la red de carreteras importantes para la defensa estratégica de EE. UU. (STRAHNET) y sus conexiones con las principales instalaciones militares. En el futuro, se prevé que, a medida que se identifiquen nuevas arterias principales, habrá un proceso o una revisión independientes para determinar si son elegibles para el NHS.

Subsidio en bloque para el transporte terrestre (STGB) – Tanto el estado como localidades pueden usar los fondos STBG para preservar o mejorar las condiciones y el rendimiento de proyectos de carreteras y puentes con asistencia federal en cualquier vía pública, servicios para el transporte no motorizado, proyectos de capital para tránsito y terminales y servicios de autobuses públicos. La distribución de fondos STGB incluye el 50 por ciento para el uso en zonas urbanas y rurales del estado según la población. El 50 por ciento restante se puede utilizar en cualquier área del estado, a criterio del Departamento.

Programa de Mejora de la Seguridad Vial (HSIP) – El Programa de Mejora de la Seguridad Vial se propone reducir de manera significativa las víctimas fatales en el tráfico y lesiones graves en todas las carreteras públicas. Los proyectos de seguridad incluyen la eliminación de peligros, cruces ferroviarios y dispositivos protectores de ferrocarriles.

Programa para la Mejora de la Calidad del Aire y la Mitigación de la Congestión Vehicular (CMAQ) – Estos fondos son para proyectos con eficacia comprobada para reducir la congestión de tráfico o mejorar la calidad del aire en áreas de incumplimiento o mantenimiento. Los proyectos que son elegibles para estos fondos son, por ejemplo, mejoras de intersecciones, sincronización de señales y vehículos compartidos por varios pasajeros. Hay actualmente quince condados en áreas de incumplimiento o mantenimiento: Barrow, Bartow, Cherokee, Clayton, Cobb, Coweta, DeKalb, Douglas, Fayette, Forsyth, Fulton, Gwinnett, Henry, Newton, Paulding y Rockdale.

Programa de Alternativas de Transporte (TAP) – Este programa abarca proyectos que antes eran actividades elegibles de acuerdo con otros programas financiados por separado. Los proyectos elegibles incluyen actividades de mejora de transporte, senderos recreativos, habilitación de rutas seguras para escuelas y la planificación, el diseño o la construcción de carreteras dentro de la servidumbre de paso de las antiguas rutas interestatales u otras carreteras divididas.

Programa Nacional de Cargas Terrestres (NHFP) – Este programa se estableció conforme a la Ley FAST para mejorar el movimiento eficiente de cargas en la Red de Cargas Terrestres Nacionales (NHFN) y apoyar varias metas, entre ellas, la inversión en mejoras operacionales y de infraestructura; la mejora de la seguridad, protección personal y eficiencia y resiliencia del transporte de cargas en áreas urbanas y rurales; y la reducción de los impactos ambientales del movimiento de cargas en el NHFN.

Fuentes de financiamiento de carreteras y mecanismos de financiamiento

Fondos Federales para carreteras – Los fondos federales para carreteras incluidos en el STIP se calculan según las expectativas del departamento del gasto que el Congreso autorizará para el programa. El Departamento espera recibir por lo menos $5.53 mil millones en fondos federales para carreteras en los próximos cuatro años del Fondo de Fideicomiso Vial. Los cálculos aproximados están supeditados a cambios dependiendo de la partida anual próxima y los niveles de obligación, establecidos por el Congreso.

Construcción Avanzada (AC) – La construcción avanzada permite que un estado solicite y reciba la aprobación de la FHWA para construir proyectos con financiamiento federal y otros recursos en anticipación al reparto proporcional de fondos autorizados de asistencia federal. En circunstancias normales, los proyectos de construcción anticipada «se convierten» en asistencia federal en cualquier momento que hay suficientes fondos de asistencia federal y autoridad de obligación.

Fondos estatales – Los $2.91 mil millones en fondos estatales para carreteras están disponibles de diversas fuentes, entre ellas, impuestos al combustible y a combustibles especiales (diésel). Los fondos estatales son parte de la elaboración del programa STIP, y aproximadamente $1.04 mil millones se utilizan para igualar el aporte federal.

Locales/Otros - Las leyes federales permiten que los fondos de municipalidades locales, los ingresos de bonos municipales y los ingresos de préstamos de un banco de infraestructura federal o estatal se utilicen para financiar la porción que no es federal de una asistencia federal para proyectos viales. El financiamiento de estas fuentes también se puede utilizar para el costo completo de un proyecto cuando no se usan fondos de asistencia federal.

Resumen de fondos disponibles y proyectos para carreteras

(en millones de dólares)

Descripción	Año fiscal 2021	Año fiscal 2022	Año fiscal 2023	Año fiscal 2024	Total
Fondos disponibles totales	$2,875	$2,798	$2,558	$2,228	$10,459
Proyectos viales totales	$2,797	$2,677	$2,415	$2,064	$9,953
Reserva para modificaciones y enmiendas	$78	$121	$143	$164	$506
Reservas para conversiones de AC	$0	$0	$0	$0	$0

Tabla 1, vial

Fondos estimados totales para carreteras y autoridad de gasto disponible

(en millones de dólares)

Agrupaciones de categorías	Año fiscal 2021	Año fiscal 2022	Año fiscal 2023	Año fiscal 2024	Total
Reparto proporcional federal					
Rendimiento de carreteras federal	$768	$775	$783	$791	$3,117
Transporte terrestre	$359	$363	$367	$370	$1,459
Mejora de la seguridad vial	$87	$87	$88	$89	$351
Mitigación de la congestión	$72	$72	$73	$74	$291
Alternativas de transporte	$33	$34	$34	$34	$135
Cargas terrestres nacionales	$44	$45	$45	$46	$180
Reparto proporcional total	$1,363	$1,376	$1,390	$1,404	$5,533
Autoridad de gasto federal disponible					
Limitación del monto autorizado por fórmula	$1,392	$1,371	$1,370	$1,383	$5,516
Programa de mejoras de carreteras	$76	$0	$0	$0	$76
Fondos destinados a proyectos especiales	$11	$14	$11	$1	$37
Carretera de los Apalaches	$0	$105	$0	$55	$160
Subsidio BUILD	$0	$22	$0	$0	$22
Subsidio INFRA	$5	$0	$0	$0	$5
Otros fondos federales	$1	$3	$1	$1	$6
Fondos federales totales disponibles	$1,485	$1,515	$1,382	$1,440	$5,822
Fondos estatales	$817	$764	$820	$513	$2,914
Fondos locales/otros	$573	$519	$356	$275	$1,723
Financiamiento de programas total disponible	$2,875	$2,798	$2,558	$2,228	$10,459

Tabla 2, vial

Financiamiento del STIP de proyectos viales - El programa para carreteras de $9.95 mil millones para los años fiscales 2021-2024 incluye $5.32 mil millones de asistencia federal, $2.91 mil millones de fondos estatales y $1.72 mil millones de fondos locales/otros. La tabla siguiente resume el financiamiento del programa para el periodo del STIP:

Proyectos viales de los años fiscales 2021-2024

(en millones de dólares)

Fuente de financiamiento	Año fiscal 2021	Año fiscal 2022	Año fiscal 2023	Año fiscal 2024	Total	Anual Promedio
Asistencia federal	$1,407	$1,394	$1,239	$1,276	$5,316	$1,329
Fondos estatales	$817	$764	$820	$513	$2,914	$729
Fondos locales/otros	$573	$519	$356	$275	$1,723	$431
Total	$2,797	$2,677	$2,415	$2,064	$9,953	$2,488

Tabla 3, vial

Resumen de proyectos viales por Área de MPO, años fiscales 2021-2024 *

Condado	2021	2022	2023	2024	Total
Albany	$448,984	$71,743,389	$45,000	$46,500	**$72,283,873**
Athens	$56,918,484	$0	$60,248,361	$39,992,000	**$157,158,845**
Atlanta TMA	$947,432,981	$1,151,747,701	$1,027,445,934	$783,605,970	**$3,910,232,586**
Augusta TMA	$15,320,362	$20,332,200	$28,724,299	$411,911	**$64,788,772**
Brunswick	$29,585,685	$390,525	$7,525,000	$75,871,453	**$113,372,663**
Cartersville	$12,314,642	$19,452,000	$116,789,082	$27,888,196	**$176,443,920**
Chattanooga TMA	$2,319,622	$1,050,000	$11,935,983	$2,050,000	**$17,355,605**
Columbus TMA	$12,083,546	$1,849,368	$8,748,225	$2,870,000	**$25,551,139**
Dalton	$2,370,910	$795,000	$0	$323,000	**$3,488,910**
Gainesville	$30,036,936	$2,607,799	$12,798,801	$31,361,870	**$76,805,406**
Hinesville	$8,401,772	$0	$4,260,000	$26,534,298	**$39,196,070**
Macon	$233,837,225	$19,801,919	$16,598,163	$17,881,884	**$288,119,191**
Rome	$933,060	$0	$19,614,898	$128,200,817	**$148,748,775**
Savannah TMA	$224,230,831	$213,623,190	$10,018,846	$2,050,000	**$449,922,867**
Valdosta	$43,546,139	$0	$1,415,606	$3,000,000	**$47,961,745**
Warner Robins	$1,889,000	$386,000	$1,336,339	$2,681,000	**$6,292,339**
Totales					
Total de MPO	**$1,621,670,179**	**$1,503,779,091**	**$1,327,504,537**	**$1,144,768,899**	**$5,597,722,706**
Áreas rurales	$1,174,936,851	$1,173,074,905	$1,087,324,408	$919,488,193	$4,354,824,357
Total estatal	**$2,796,607,030**	**$2,676,853,996**	**$2,414,828,945**	**$2,064,257,092**	**$9,952,547,063**

Tabla 4, vial

** Excluye proyectos de Tránsito; las cifras de Áreas Rurales incluyen las Agrupaciones de Sumas Globales.*

Ley para la Mejora del Transporte Terrestre de los Estados Unidos (FAST) – Programas encuadrados en el Título 3

El sistema de tránsito, el servicio ferroviario de pasajeros y cargas y los puertos son, junto con las carreteras, modalidades importantes en el sistema de transporte intermodal de Georgia. Estas otras modalidades, financiadas mediante el Título 3 o fondos asegurados del Título 1, son parte del STIP. Como son importantes para el programa de transporte del estado, un resumen integral de programas modales que no son viales, financiados con fondos *que no están* encuadrados en la Ley FAST y administrados por GDOT, se incluyen en este documento.

Programas de tránsito

GDOT, en cooperación con la Administración de Tránsito Federal (FTA, por su sigla en inglés), trabaja en estrecha colaboración con las Organizaciones de Planificación Metropolitanas (MPO), las comisiones regionales (CR) y las agencias urbanas pequeñas y rurales a cargo del tránsito público en toda Georgia para planificar, desarrollar y entregar medios y servicios de transporte público. Más de 100 jurisdicciones locales y agencias regionales reciben financiamiento estatal y federal para tránsito a través de GDOT.

La misión principal del Programa de Tránsito de GDOT (que está asignado a su Oficina Intermodal) es supervisar la gestión de una variedad de programas de financiamiento estatales o de la FTA, con el fin de respaldar la planificación de tránsito, proyectos de capital y operaciones del sistema de tránsito. GDOT es responsable de la planificación del tránsito en todo el estado y coordina con agencias regionales y estatales, por ejemplo, el Departamento de Servicios Humanos de Georgia (DHS, por su sigla en inglés), sus actividades de tránsito. GDOT también supervisa proyectos y programas de capital de tránsito y asistencia operativa para sistemas de tránsito que varían de tamaño, de sistemas muy pequeños (1-3 vehículos operados) a otros grandes, que operan entre 50-70 vehículos cada día.

Además, el Programa de Tránsito de GDOT está a la vanguardia en actividades de monitoreo y planificación de la gestión de activos de tránsito, requeridos federalmente, para los sistemas de tránsito urbanos pequeños y rurales del estado. El asegurarse de que todos los servicios y vehículos de tránsito, financiados por el gobierno federal y estatal, sean mantenidos en buen estado de mantenimiento es una función sumamente importante.

Además, GDOT sirve como fuente de asistencia técnica para las MPO, comisiones regionales, gobiernos locales y agencias de tránsito de todos los tamaños en Georgia. Con su personal de Tránsito que trabaja en la Oficina General de GDOT en Atlanta y en seis oficinas de distrito, el personal de GDOT puede trabajar en estrecha cooperación con las agencias locales que intervienen en operaciones de tránsito, mantenimiento y mejoras de capital.

Los proyectos de transporte público enumerados en el STIP son financiados con fondos de la FTA, junto con fondos estatales para ciertas actividades de tránsito. Los proyectos de tránsito localizados en áreas urbanas designadas de Georgia se identifican por medio del proceso de planificación de las MPO que incluye una representación del sistema o sistemas de tránsito en el área. Todos los proyectos de tránsito urbano están incluidos en los Programas de Mejoras del Transporte (TIP) y los Planes de Transporte de Largo Plazo (LRTP, por su sigla en inglés) en todas las áreas de las MPO del estado.

GDOT es el beneficiario designado de fondos de la FTA para todas las áreas con menos de 200,000 habitantes, incluidas todas las áreas del estado, excepto por las incluidas en estas MPO: Atlanta, Augusta, Chattanooga, Columbus y Savannah. Además de los fondos federales para tránsito asignados al estado y áreas urbanizadas en Georgia, GDOT recibe fondos estatales del presupuesto

del Fondo General Estatal para igualar hasta una mitad de la participación local de proyectos de capital para tránsito, ubicados en las áreas urbanizadas de Albany, Athens, Brunswick, Cartersville, Gainesville, Hinesville, Macon and Rome[7]. Además, el Departamento coordina con el Departamento de Servicios Humanos de Georgia (GDHS) proyectos de transporte para adultos mayores y personas con necesidades especiales. GDHS es el Beneficiario Designado para el financiamiento del programa encuadrado en el Artículo 5310 de la FTA en Georgia.

Las áreas urbanizadas para la zona metropolitana de Atlanta, Augusta, Savannah y Columbus tienen una población mayor a 200,000 habitantes y reciben fondos federales para tránsito directamente de la FTA. Dentro de las limitaciones del presupuesto estatal, GDOT puede proveer hasta la mitad de la participación local de los fondos de igualación para proyectos de capital en estas áreas.

Los programas de tránsito principales de la Administración de Tránsito Federal (FTA) incluyen:

Artículos 5303 y 5304 – Programas de Planificación en todo el estado y metropolitana – Estos programas brindan financiamiento a estados y áreas urbanizadas para realizar actividades de planificación de tránsito, con el fin de planificar y desarrollar sistemas de transporte multimodales.

Artículo 5307 – Programa de Subsidios por Fórmula para Áreas Urbanizadas – El artículo 5307 de la FTA establece financiamiento para asistencia de capital, operaciones y planificación. Los fondos se reparten a nivel nacional en una fórmula básica.

Artículo 5310 – Programa de Subsidios por Fórmula para Mejorar la Movilidad de Adultos Mayores y Personas Discapacitadas – El Artículo 5310 de la FTA respalda los costos de capital de los servicios de transporte para adultos mayores y personas con necesidades especiales. Este programa es administrado por DHS que coordina sus actividades con el Programa de Tránsito de GDOT.

Artículo 5311 – Programa de Subsidios por Fórmula para Áreas Rurales – El Artículo 5311 de la FTA establece financiamiento para mejorar el acceso del público en áreas no urbanizadas a servicios de salud, compras, educación, empleo, servicios públicos y recreación. Los fondos se pueden utilizar para gastos de capital, operaciones o administrativos. Este programa también incluye el Programa de Asistencia para el Tránsito Rural (RTAP, por su sigla en inglés) de los Departamentos de Transporte estatales (Artículo 5311(b) (3) que proporciona financiación para la capacitación, asistencia técnica, investigación y otros servicios de apoyo para las operaciones de tránsito rural. El Programa encuadrado en el Artículo 5311 también incluye una reserva del 15% para proyectos de capital relacionados con operaciones privadas de autobús interurbano (Artículo 5311(f)).

Artículo 5329 – Vigilancia de la Seguridad Estatal – El Artículo 5329 de la FTA confiere autoridad para establecer y exigir el cumplimiento de un nuevo marco integral para velar por la seguridad de los servicios de transporte público en todo el territorio de los Estados Unidos, en relación con material ferroviario rodante, transporte público, autobuses, transbordadores y tranvías. GDOT asume esta responsabilidad en Georgia.

Artículo 5339 – Subsidios para el Programa de instalaciones de autobuses y autobuses – El Artículo 5339 de la FTA establece fondos de capital para la compra o reparaciones importantes de autobuses y para el desarrollo y la construcción de instalaciones para autobuses, tales como centros de mantenimiento, edificios administrativos, instalaciones para estacionamiento y circulación (*park and ride*) y otras afines a los autobuses. El programa encuadrado en el Artículo 5339 tiene tres componentes: (a) el programa de fórmula, (b) el programa discrecional de autobuses y (c) el programa discrecional de emisiones bajas o falta de emisiones.

[7] Las MPO de Dalton y Warner Robins son elegibles, pero no participan en 5307.

Otros programas de tránsito de la FTA

Gestión de activos de tránsito – Además de los programas de la FTA que prestan asistencia financiera para el transporte público, hay otras iniciativas de la agencia con las que los beneficiarios y sub-beneficiarios de los fondos de la FTA deben cumplir. Una de estas áreas de cumplimiento es la Gestión de Activos de Tránsito (TAM). Los nuevos requisitos que abordan la obligación de mantener vehículos e instalaciones de tránsito en buen estado de mantenimiento fueron sancionados en 2016. Antes de octubre de 2018, todos los sistemas de tránsito financiados federalmente debían contar con un Plan de Gestión de Activos de Tránsito, incluidas metas detalladas de rendimiento para vehículos, equipos e instalaciones.

Plan de Seguridad de las Agencias de Transporte Público (PTASP) – Los beneficiarios y sub-beneficiarios del Programa de Subsidios de Formula para Áreas Urbanizadas, encuadrado en el Artículo 5307, que son operadores de sistemas de transporte público deben formular planes de seguridad que incluyan los procesos y procedimientos necesarios para implementar Sistemas de Gestión de la Seguridad (SMS, por su sigla en inglés). GDOT, en su condición de beneficiario y el estado, elaboró los Planes de Seguridad de Agencias para 14 proveedores pequeños de transporte público en Georgia, incluidos todos los siete sub-beneficiarios del Artículo 5307.

Fuentes de financiamiento para el tránsito

Fuentes de financiamiento federales del tránsito - Los $230 millones de fondos federales se basan en parte en cálculos aproximados de ingresos federales disponibles para Georgia, a través de los programas de transporte terrestre del Departamento de Transporte de los Estados Unidos, autorizados conforme a la Ley FAST (Capítulo 53 del Título 49, USC).

Fuentes de financiamiento estatales - La Asamblea Legislativa del estado contribuye hasta la mitad de la igualación requerida del veinte por ciento para el financiamiento federal del tránsito por medio del Fondo General. Aproximadamente $7 millones de Fondos Generales para el tránsito están programados en el STIP. En los últimos años, la Asamblea Legislativa también aprobó fondos de bonos de la Obligación General, mediante el «Programa de Capital para Tránsito ¡*Go!*» Estos fondos se adjudican de manera competitiva a sistemas de tránsito de Georgia a través de un programa que aborda inversiones importantes en transporte público en todo el estado. Durante la sesión legislativa de 2015, la Asamblea General de Georgia designó $75 millones para este fin. En 2019, la Asamblea Legislativa estatal incluyó cien millones de dólares en fondos de bonos en el presupuesto para construir cuatro nuevos cruces solo para autobuses en un tramo de 16 millas de la Carretera Estatal 400.

Fuentes de financiamiento locales del tránsito - Durante los cuatro años del programa, se calcula que se necesitarán $123 millones de fondos locales para igualar la ayuda federal. Estos fondos proceden de cobros de tarifas, ingresos de publicidad, impuestos a la venta locales, distritos impositivos especiales, impuestos a la propiedad y el compendio general de impuestos.

Proyectos de tránsito de los años fiscales 2021-2024

(en miles de dólares)

Fuente de financiamiento	Año fiscal 2021	Año fiscal 2022	Año fiscal 2023	Año fiscal 2024	Total del STIP	Anual Promedio
Fondos federales	$52,852	$56,175	$60,882	$60,480	$230,389	$57,597
Fondos estatales	$2,458	$1,490	$1,444	$1,420	$6,812	$1,703
Fondos locales	$30,516	$36,708	$28,072	$27,923	$123,219	$30,805
Total	$85,826	$94,373	$90,398	$89,823	$360,420	$90,105

Tabla 1, tránsito

Fondos estimados para tránsito por programa, años fiscales 2021-2024

(en miles de dólares)

Categoría	Año fiscal 2021	Año fiscal 2022	Año fiscal 2023	Año fiscal 2024	Total del STIP
5303 – Planificación metropolitana	$3,545	$3,897	$3,928	$3,703	$15,073
5304 - Planificación estatal	$790	$811	$811	$811	$3,223
5307 – Programa por fórmula de áreas urbanizadas	$27,639	$30,665	$30,665	$30,665	$119,634
5310 – Movilidad mejorada de personas de la tercera edad y con necesidades especiales	$5,808	$5,637	$5,637	$5,637	$22,719
5311 – Subsidios por fórmula para el programa de áreas rurales	$41,702	$46,051	$41,954	$41,604	$171,311
5329 – Supervisión de la seguridad estatal	$1,026	$1,026	$1,117	$1,117	$4,286
5339 – Autobuses y terminales de autobuses	$4,578	$6,286	$6,286	$6,286	$23,436
Otros Proyectos de tránsito	$738	$0	$0	$0	$738
Financiamiento total	$85,826	$94,373	$90,398	$89,823	$360,420

Tabla 2, tránsito

** El financiamiento según el programa encuadrado en el Artículo 5339 es competitivo. GDOT no seleccionó proyectos en estos años. El financiamiento de proyectos e información detallada se indicarán en el Programa de Mejoras del Transporte (TIP) de la MPO apropiada en el momento de la identificación, selección y adjudicación del financiamiento.*

Resumen de proyectos de tránsito, años fiscales 2021-2024, por área de MPO

Condado	2021	2022	2023	2024	Total
Albany	$3,996,655	$4,378,864	$4,189,710	$4,186,265	$16,751,494
Athens	$7,445,938	$4,853,530	$4,853,530	$4,848,899	$22,001,897
Atlanta TMA	$4,886,817	$5,305,220	$4,752,474	$4,788,732	$19,733,243
Augusta TMA	$792,285	$803,031	$1,021,000	$807,344	$3,423,660
Brunswick	$1,192,484	$2,705,821	$2,242,982	$2,241,146	$8,382,433
Cartersville	$628,408	$1,851,957	$1,851,959	$1,846,779	$6,179,103
Chattanooga TMA	$650,665	$559,732	$819,567	$785,615	$2,815,579
Columbus TMA	$169,495	$156,728	$165,475	$176,123	$667,821
Dalton	$1,039,113	$3,466,121	$3,290,887	$3,288,095	$11,084,216
Gainesville	$3,981,177	$3,541,114	$3,516,853	$3,505,309	$14,544,453
Hinesville	$1,899,025	$2,866,306	$2,403,467	$2,401,614	$9,570,412
Macon	$7,042,570	$4,474,243	$4,445,174	$4,406,904	$20,368,891
Rome	$3,935,383	$3,313,616	$3,313,616	$3,311,428	$13,874,043
Savannah TMA	$1,222,629	$1,471,004	$1,008,165	$998,791	$4,700,589
Valdosta	$529,751	$2,654,060	$2,638,184	$2,640,861	$8,462,856
Warner Robins	$59,350	$4,104,129	$4,123,878	$4,107,669	$12,395,026
Totales					
Total de MPO	**$39,471,745**	**$46,505,476**	**$44,636,921**	**$44,341,574**	**$174,955,716**
Áreas rurales	$46,354,540	$47,867,334	$45,760,785	$45,481,966	$185,464,625
Total estatal	**$85,826,285**	**$94,372,810**	**$90,397,706**	**$89,823,540**	**$360,420,341**

Tabla 3, tránsito

Programas de aviación

La misión del programa de aviación de GDOT es preservar y mejorar el sistema de transporte aéreo estatal para satisfacer las demandas de los usuarios. El programa provee apoyo financiero y técnico a aeropuertos de propiedad pública que están abiertos al público. El Departamento de Transporte de Georgia está autorizado a planificar y apoyar el establecimiento, desarrollo y mantenimiento de aeronaves e instalaciones aéreas. El Programa de Asistencia para Aeropuertos de Georgia (GAAP, por su sigla en inglés) provee fondos estatales de apoyo, designados por la Asamblea General de Georgia, para proyectos de capital, desarrollo, mantenimiento, asistencia para el acercamiento y planificación. Según el GAAP, los proyectos son financiados con una asistencia estatal del 75% y una porción local del 25%. El programa de aviación está supeditado a un contrato para administrar el Programa de Subsidios en Bloque federal, utilizado para respaldar aeropuertos generales según los requisitos del Programa de Mejoras de Aeropuertos (AIP, por su sigla en inglés). Este es un programa federal, administrado por la Agencia Aérea Federal (FAA), que respalda proyectos de construcción y planificación, financiados al 90% por la FAA, el 5% por el estado y una igualación del 5% local. Se seleccionan proyectos estatales (no federales) cada año usando el criterio del Sistema Prioritario de GAAP. Se asigna la prioridad más alta a los proyectos con patrocinio federal para igualar los fondos estatales.

Programas de ferrocarriles

El Departamento de Transporte de Georgia posee 490 millas de ferrocarril de tramo corto que se arriendan a operadores ferroviarios de tramo corto para preservar y mejorar el sistema de transporte ferroviario estatal para el desarrollo futuro del servicio de cargas. La Oficina Intermodal de GDOT se ocupa de la planificación y el desarrollo de proyectos para operaciones de pasajeros y cargas y ferrocarril urbano futuro potencial en el estado, y elabora el Plan Ferroviario Estatal que identifica las opciones de pasajeros y cargas de largo alcance. La Oficina Intermodal también vela por la seguridad del tránsito ferroviario en el estado, incluido el servicio de MARTA y del Tranvía de Atlanta.

Programas portuarios

La misión del programa portuario de GDOT es trabajar en asociación con el Cuerpo de Ingenieros para mantener la navegabilidad de la Vía Navegable Intercosteña Atlántica y los puertos de aguas profundas en Savannah y Brunswick de Georgia. Para mantener un canal navegable, el Cuerpo de Ingenieros draga los puertos de Savannah y Brunswick anualmente. La función del departamento es asociarse con el Cuerpo de Ingenieros para proveer áreas de contención del material dragado para el trabajo del Cuerpo para los proyectos de navegación federales. El departamento está obligado a compartir los costos de diseño, construcción y mitigación ambiental de diques. GDOT aporta el 35% de los costos de construcción de diques, pero no los costos de mantenimiento de las áreas de eliminación. Cada año, GDOT solicita fondos a la Asamblea General de Georgia para cubrir los costos de estas actividades. Además, GDOT y la Secretaría Portuaria de Georgia (*Georgia Ports Authority, GPA*) fungen como Copatrocinadores No Federales del Proyecto de Expansión del Puerto de Savannah (SHEP, por su sigla en inglés).

Proceso de enmienda del Programa de Mejoras del Sistema de Transporte Estatal (STIP) y del Programa de Mejoras de Transporte (TIP)

La Agencia Vial Federal (FHWA) y la Agencia de Tránsito Federal (FTA) establecieron la Regla Definitiva para la revisión de las regulaciones de la Planificación del Transporte en todo el estado y metropolitana que incorpora los cambios de la Ley FAST. Las regulaciones revisadas definen claramente las modificaciones y enmiendas administrativas como acciones para actualizar planes y programas. El Título 23, CFR, Parte 450.104, define las modificaciones y enmiendas administrativas de la siguiente manera:

- Una modificación administrativa «significa una revisión menor de un plan de transporte metropolitano o estatal de largo plazo, un Programa de Mejoras de Transporte (TIP) o el Programa de Mejoras del Sistema de Transporte Estatal (STIP) que conlleva cambios menores a los costos de la fase de un proyecto o proyecto, cambios menores en fuentes de financiamiento de proyectos previamente incluidos y cambios menores de fechas de comienzo de fases de proyectos o proyectos. Una modificación administrativa es una revisión que no requiere la evaluación y los comentarios del público, una nueva demonstración de austeridad fiscal o una determinación de conformidad (en áreas de incumplimiento y mantenimiento)».

- Una enmienda «significa una revisión de un plan de transporte metropolitano o estatal de largo plazo, un TIP o el STIP que conlleva grandes cambios a un proyecto incluido en un plan de transporte metropolitano, un TIP o el STIP, incluida la adición o eliminación de un proyecto, o un cambio importante en los costos del proyecto, las fechas de inicio de una fase de proyecto o proyecto, o un cambio importante en el concepto de diseño o alcance del diseño (por ejemplo, cambiar las terminales del proyecto o el número de carriles de tráfico). Los cambios en proyectos que están incluidos solo para fines ilustrativos no requieren una enmienda. Una enmienda es una revisión que requiere la evaluación y los comentarios del público, una nueva demonstración de austeridad fiscal o una determinación de conformidad (para planes de transporte metropolitanos y TIP, relacionados con proyectos “no exentos” en áreas de incumplimiento y mantenimiento). En el contexto de un plan de transporte estatal de largo plazo, una enmienda es una revisión aprobada por el estado, de acuerdo con su proceso de participación del público».

Los procedimientos siguientes se han desarrollado para procesar modificaciones y enmiendas administrativas del STIP, los TIP de las Organizaciones de Planificación Metropolitanas (MPO) y los Planes de Transporte de Largo Plazo (LRTP). Los procesos descritos a continuación explican en detalle los procedimientos que se utilizarán para actualizar un STIP o TIP aprobado existente y el plan consecuente, si corresponde. Un elemento clave del proceso de enmiendas es asegurase de que se mantengan los saldos de financiamiento.

Modificaciones administrativas para autorizaciones iniciales

Las acciones siguientes se consideran elegibles como Modificaciones Administrativas del STIP/TIP/LRTP.

A. Puede haber un incremento de costos de las fases de un proyecto vial de hasta dos millones de dólares, o el 20% del monto autorizado.

   - Si el monto del STIP es de $10,000,000 o menos, los costos se pueden aumentar hasta $2,000,000.
   - Si el monto del STIP es mayor que $10,000,000, los costos se pueden aumentar hasta un máximo del 20%.

B. El cambio de proyectos dentro de los cuatro años del STIP.

Una modificación administrativa se puede procesar de acuerdo con estos procedimientos, siempre que:

1. No afecte la determinación de conformidad de la calidad del aire.
2. No afecte las limitaciones financieras.
3. No requiera la evaluación y los comentarios del público.

El proceso de modificación administrativa consiste en una lista mensual de notificaciones de GDOT a todas las partes implicadas, y GDOT envía resúmenes de los cambios en forma mensual a la FHWA y FTA.

Enmiendas para autorizaciones iniciales

Las acciones siguientes se consideran elegibles como Enmiendas del STIP/TIP/LRTP:

A. La adición de un proyecto.

B. La adición de una fase de un proyecto.

C. Las fases de proyectos viales que aumentan de costo por encima de los umbrales descritos en la sección de Modificaciones Administrativas.

D. La adición de un TIP anual.

E. El cambio de proyectos dentro de los cuatro años del STIP que requiere una nueva demostración de austeridad fiscal, o cuando el STIP preliminar anual subsiguiente no se presentó antes del 30 de setiembre.

Las enmiendas del STIP/TIP/LRTP se harán de acuerdo con las disposiciones del Título 23, CFR, Parte 450. Esto requiere la evaluación y los comentarios del público y respuestas a todos los comentarios, en forma individual o resumida. Para enmiendas en áreas MPO, el proceso de revisión pública se debe llevar a cabo de acuerdo con los procedimientos delineados en el PIan de Participación. GDOT garantizará el cumplimiento del proceso de enmienda y los procedimientos de participación pública. Todas las enmiendas deberán ser aprobadas por la FHWA o la FTA.

Notas:

1. El TIP entra en vigor cuando el gobernador o su delegado lo aprueba. Para las áreas de incumplimiento y mantenimiento, la fecha efectiva del TIP se basa en la fecha de comprobación positiva de cumplimiento por parte del Departamento de Transporte.

2. El STIP entra en vigor cuando es aprobado por la FHWA y la FTA.

3. El STIP se elabora en el año fiscal estatal del 1 de julio al 30 de junio.

4. Los fondos para cubrir los aumentos de costos procederán de los fondos reservados en el plan financiero del STIP por GDOT para modificaciones e incrementos de costos. La Austeridad Fiscal se mantendrá en el STIP todo el tiempo.

Política de autorización de FMIS de servidumbres de paso y PE de FHWA/GDOT

Requisitos para presentaciones de PE adicional:

Estas políticas se relacionan con modificaciones del Sistema de Información de Gestión Financiera (FMIS, por su sigla en inglés), realizadas después de la autorización inicial que se debe programar en el TIP/STIP respectivo para recibir fondos. La Oficina de FHWA en Georgia se reserva el derecho de denegar el pedido de modificación del FMIS, no importa si reúne los requisitos siguientes. Los pedidos de fondos adicionales para las fases de Ingeniería Preliminar (PE) después de recibir la autorización inicial serán una modificación y se reportarán al final de cada mes. Los pedidos que no reúnan los requisitos siguientes ni parezcan ser viables para fondos adicionales mediante modificaciones del FMIS deberán contar con una programación en el documento de planificación corriente, actualizado para que refleje el pedido. Las fases de mitigación agregadas como una modificación del FMIS no se aprobarán y se deberán programar por separado.

Si los pedidos no se encuadran dentro de las pautas siguientes, se deberá programar el pedido en el documento de planificación corriente.

- La Autorización de Trabajo Inicial para la fase de Ingeniería Preliminar tiene más de 10 años.

Requisitos para todas las presentaciones de ROW:

Cada proyecto presentado a la FHWA para la autorización del financiamiento de servidumbres de paso (ROW) deberá estar enumerado en el STIP/ TIP corriente. Todas las solicitudes del FMIS se deben basar en un cálculo aproximado del costo corriente de las servidumbres de paso de GDOT. Todos los proyectos deben contar con planes actuales/exactos aprobados de servidumbres de paso. Todos los proyectos deben tener un documento aprobado actual de la Ley de la Política Ambiental Nacional (NEPA, por su sigla en inglés).

Fase ROW menores que $15 millones

Las autorizaciones para proyectos de servidumbres de paso, menores que $15 millones, se deben programar en un solo año a través del STIP/TIP corriente y autorizar por completo en ese mismo año.

Proyecto con fondos divididos de más de $15 millones

El financiamiento de proyectos de servidumbres de paso mayores que $15 millones se puede dividir en dos fases que son programadas en años consecutivos.

La fase final de servidumbres de paso no debe caer en el mismo año fiscal que la construcción. Un mínimo del 40% de toda la financiación debe ocurrir en el primer año de autorización.

Si se necesitan fondos adicionales para servidumbres de paso

Si se necesitan fondos adicionales para servidumbres de paso en las situaciones siguientes:

1) Excesos de expropiación, 2) un cambio en el cálculo aproximado de costos debido a cambios de alcance o cambios significativos del plan, se puede autorizar de inmediato una cantidad de hasta el 20% del costo original calculado, con la presentación de la documentación del origen de los fondos en el programa de GDOT a la Oficina de la División de FHWA en Georgia, dentro de los 30 días. Si la cantidad que se necesita es más del 20% del costo original calculado de ROW, o por otros motivos distintos de los indicados anteriormente, la FHWA y GDOT se ocuparán de estos temas caso por caso. La documentación del origen de los fondos se remitirá a la oficina de la División de FHWA en Georgia dentro de los 30 días de la aprobación.

Financiamiento con sumas globales

Una porción de los fondos STIP están reservados para once grupos de proyectos que no afectan la capacidad de las carreteras. El programa de proyectos financiados con Sumas Globales está previsto para brindar flexibilidad al Departamento y las MPO para emprender proyectos con necesidades urgentes y, a la vez, cumplir con los requisitos del STIP. Los fondos se mantienen en agrupaciones de Suma Global para concretar mejoras que tienen lugar después de que el STIP es aprobado. Estas agrupaciones de Suma Global, que se encuentran en la sección de «Todos los condados» y estatal del STIP, están enumeradas en una cantidad de tipos de financiamiento para cada año, para facilitar la gestión y contabilidad del financiamiento por el departamento. Estas agrupaciones de Suma Global se indican en el STIP con las palabras «Suma Global» (*Lump Sum*) en la descripción del proyecto e indican la cantidad de financiamiento para cada año. Los fondos se retiran de estas sumas globales a lo largo del año, y se programan proyectos individuales que pueden incluir obras que se realizan en uno o varios sitios, a los fines de la contabilidad y las licitaciones. A continuación, se enumeran estos once grupos y su información. Con excepción de los grupos para ingeniería preliminar y para la compra protectora de servidumbres de paso, los fondos totales disponibles se muestran como construcción para simplificar la contabilidad, pero se

pueden retirar fondos de esta cantidad para ingeniería preliminar y servidumbres de paso, cuando es necesario, en esa categoría.

Grupo: Mejora del Transporte

Este grupo es para actividades relacionadas con el transporte que están previstas para fortalecer los aspectos ambientales, estéticos y culturales del sistema de transporte intermodal de la nación. El Programa de Mejoras del Transporte (TAP) contempla la implementación de una variedad de proyectos no tradicionales, por ejemplo, servicios para ciclistas y peatones, paisajismo y rutas escénicas y la mitigación de la contaminación del agua del vertido de carreteras.

Grupo: Programa de Alternativas de Transporte (TAP)

Este grupo es para alternativas de transporte, que incluyen servicios para ciclistas y peatones por carretera y en todo terreno; proyectos de infraestructura para mejorar el acceso de personas (que no sean conductores) al transporte público y una movilidad mejorada; actividades de mejora comunitaria; mitigación ambiental; proyectos de senderos recreativos; y rutas seguras para escuelas.

Los departamentos de transporte y MPO de los estados no son elegibles para recibir fondos TAP, como se establece en el Título 23, USC, Artículo 133(h)(4)(B); por lo tanto, no son elegibles para patrocinadores de proyectos. Sin embargo, los departamentos de transporte y MPO de los estados pueden asociarse con una entidad patrocinadora elegible para realizar proyectos. Según el Título 23, USC, Artículo 133(h)(4), la selección de proyectos para este programa se hace mediante un proceso competitivo, administrado por Georgia DOT.

Grupo: Mantenimiento

Este grupo se divide en dos programas: mantenimiento de puentes y mantenimiento.

- El Mantenimiento de Puentes consiste en la Preservación (superposición de polímeros del tablero del puente, reemplazos de juntas, eliminación de residuos y pintura de los componentes de acero de la súper- y subestructura) y Rehabilitación (rehabilitación del tablero del puente, reparaciones de desconchamiento, fortalecimiento, encofrado de pilotes, reconstrucción de miembros estructurales, etc.).

- El mantenimiento consiste en repavimentación, la preservación y rehabilitación del pavimento, trabajo en camellones, mitigadores del impacto, señalización, cercas, marcaciones de pavimento, paisajismo, áreas de descanso, muros, barandales y trabajo en orillas.

Grupo: Iluminación

Este grupo se usa para ayudar a las municipalidades locales con la instalación de sistemas de iluminación nuevos o mejorados y el reembolso de materiales para reparaciones. Esto incluye una iluminación para mitigar problemas de seguridad, relacionados con la geometría u operación (por ejemplo, altas tasas de accidentes), cuestiones de seguridad, o la planificación del desarrollo económico o un mayor uso por peatones.

Grupo: Servidumbres de paso - Compras protectoras (protective buying) y adquisiciones para aliviar penurias del propietario (hardship acquisition)

Este grupo es para la adquisición de parcelas de servidumbres de paso (RW) para proyectos futuros que están en peligro de una promoción inmobiliaria y adquisiciones para aliviar penurias del propietario. Los proyectos elegibles son aquellos que están en proceso de ingeniería preliminar (PE) o cuentan con una fase de ingeniería preliminar, servidumbre de paso o construcción en el STIP.

Grupo: Seguridad

Este grupo se divide en dos programas: ferrocarriles y mejoras de la seguridad.

- El programa de Ferrocarriles consiste en proyectos de dispositivos de protección ferroviaria y proyectos de eliminación de peligros que incluyen la instalación de alertas activadas de trenes, nuevas o mejoradas; actualización de marcaciones de pavimentos y señalización; eliminación de cruces innecesarios o redundantes; mejoras geométricas verticales y horizontales; mejoras de la distancia de visibilidad; iluminación; canalización; y proyectos de ensanchamiento de superficies.
- Las Mejoras de Seguridad incluyen barreras de cables; barandales; mejoras de intersecciones; marcaciones de pavimentos; glorietas; bandas sonoras; mejoras de equipos de seguridad; señales; carteles; y carriles de giro.

Grupo: Operaciones

Este grupo se divide en dos programas: mejoras operativas y actualizaciones de señales.

- El programa de Mejoras Operativas consiste en mejoras de intersecciones; carriles de giro; mejoras de cruces y rampas de salida; y mejoras de intersecciones innovadoras, tales como Intersecciones para Cruce Doble en forma de Diamante, Carriles de Giro a la Izquierda Desplazados e Intersecciones de Flujo Continuo.
- El programa de Mejoras de Señales consiste en diseños de señales, alcance, mejoras, operaciones de señales, mantenimiento y reemplazos de activos de señales.

Grupo: Mitigación de humedales

Este grupo es para proyectos de preservación, restauración y mejora de humedales que sirven para compensar impactos inevitables; esto se conoce como mitigación de humedales o mitigación compensatoria. Los beneficios ecológicos de un proyecto de mitigación deben compensar la pérdida funcional que resulta de los impactos permitidos en humedales de los proyectos de infraestructura. El financiamiento contempla la planificación, diseño, construcción y monitoreo posterior a la construcción, necesarios para sitios de mitigación aprobados y establecidos.

Grupo: Puentes de bajo impacto

Los candidatos para este proceso requerirán permisos mínimos, impactos menores a servicios públicos, una coordinación mínima de la Agencia de Atención de Desastres Federal (FEMA, por su sigla en inglés), la inexistencia de desvíos en el lugar, y reunirán otras características de bajo impacto, identificadas en este documento. Además, los proyectos que son elegibles en definitiva para este proceso acelerado no deben superar los umbrales establecidos de impacto ambiental; por ello, deben ser elegibles como determinaciones de Exclusión Categórica (CE), de

conformidad con la Ley de Política Ambiental Nacional (NEPA). El programa se formuló teniendo en mente tres grandes principios: la seguridad, la administración y la racionalización.

- La seguridad de los pasajeros es de suma importancia. La intención de este programa es reducir el riesgo asociado con estructuras críticas fracturadas, apuntaladas temporalmente, críticas en términos de abrasión o estructuralmente deficientes.
- En segundo lugar, después de la seguridad, el programa fomentará la administración de los recursos ambientales y financieros de Georgia. Los proyectos desarrollados en el marco del programa tratarán de minimizar el impacto al medio ambiente natural y brindarán soluciones de ingeniería rentables a largo plazo.
- El Programa dará como resultado la entrega racionalizada y acelerada de todas las fases de la sustitución de puentes, entre ellas, la planificación, el diseño, la aprobación ambiental y la construcción.

Grupo: Operaciones de cargas

Este grupo se usa para ayudar a mejorar servicios de puentes y carreteras con un gran tráfico de camiones, para inversiones de pequeña escala que pueden abordar la seguridad y mejorar la eficacia del movimiento de cargas en todo el estado. Esto incluye, sin limitación, inversiones para mitigar problemas operacionales relacionados con la geometría u operación (por ejemplo, altas tasas de accidentes), problemas de seguridad y mejora del movimiento de camiones para las industrias facilitadas por logística de Georgia (por ejemplo, agricultura, fabricación, distribución, etc.).

Grupo: Desarrollo rural

Este grupo se utilizará para mejoras de transporte singulares en las áreas rurales de Georgia (fuera de las MPO), destinadas específicamente a la seguridad de las carreteras, la infraestructura de ancho de banda para telecomunicaciones de transporte y soluciones innovadoras.

- Las Mejoras de Seguridad incluyen barreras de cables; barandales; mejoras de intersecciones; marcaciones de pavimentos; glorietas; bandas sonoras; mejoras de equipos de seguridad; señales; carteles; y carriles de giro.
- Las Mejoras de Banda Ancha pueden incluir cables de fibra óptica y conductos, a lo largo de carreteras estatales, para fortalecer o crear una red de telecomunicaciones de banda ancha por las carreteras rurales.
- Las Soluciones Innovadoras pueden incluir tecnologías avanzadas para desarrollar nuevas opciones (por ejemplo, *The Ray*, sitios de prueba de Vehículos Conectados, etc.), o instalar mejoras recientemente comprobadas (por ejemplo, señales de tráfico inteligentes), según corresponda y esté garantizado en entornos rurales.

Fondos por tipo de programa del STIP 2021-2024

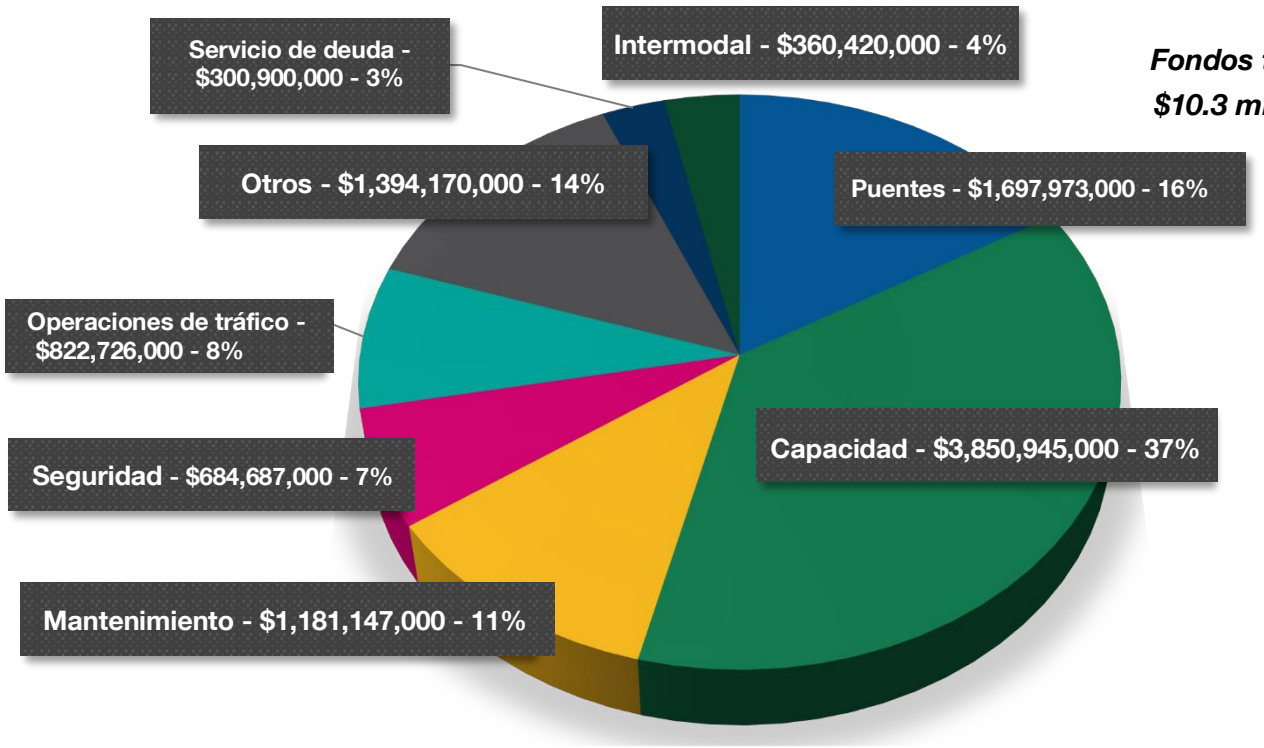

Tipo de Programa	Fondos
Puentes	$1,697,973,000
Capacidad	$3,850,945,000
Maintenimiento	$1,181,147,000
Seguridad	$684,687,000
Operaciones de tráfico	$822,726,000
Otros	$1,394,170,000
Servicio de deuda	$300,900,000
Intermodal	$360,420,000
Total	$10.3 mil millones

Cómo entender las entradas de STIP

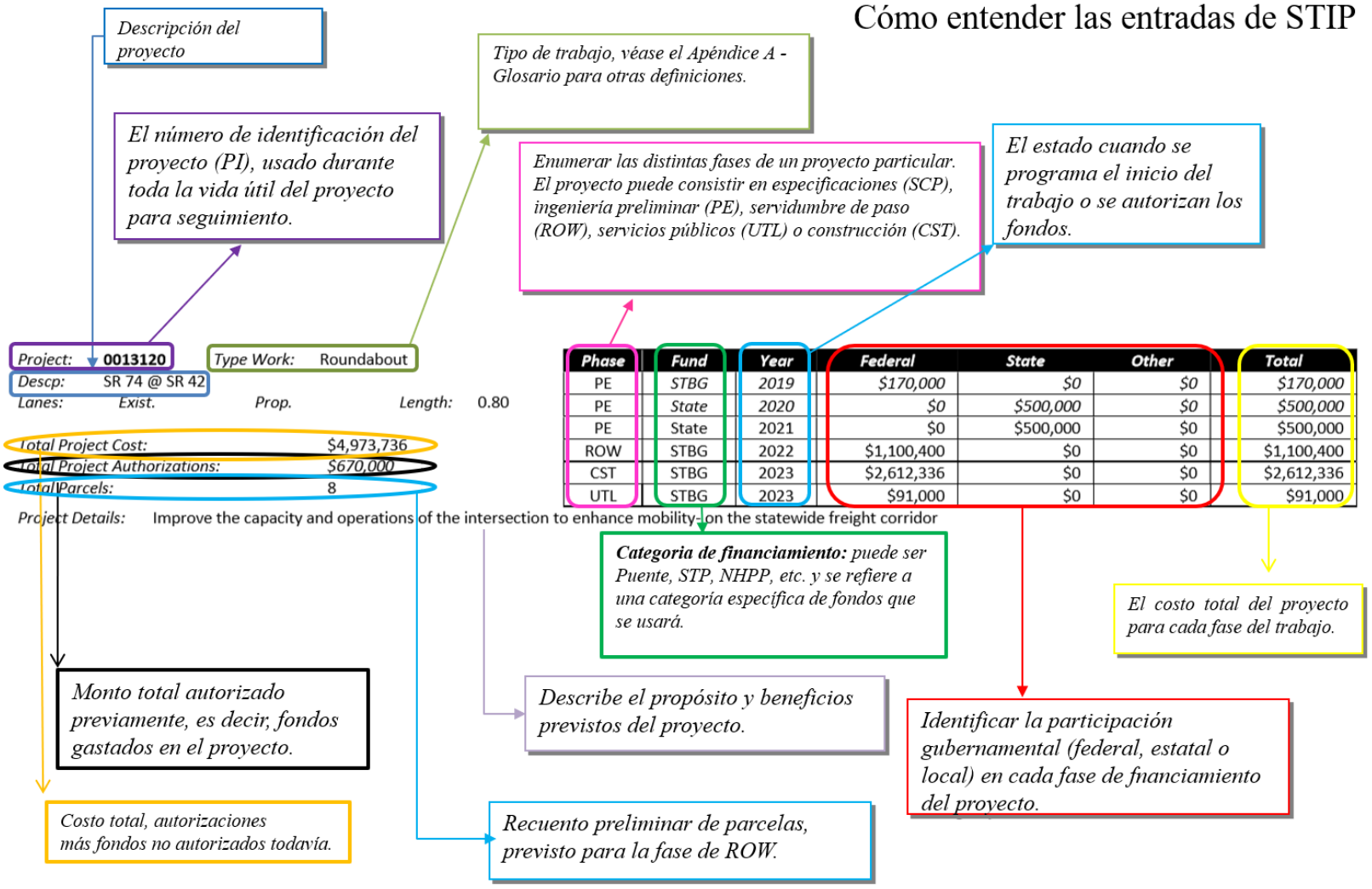

Estado de Georgia

Mapa de condados

Índice de condados

A			
Appling Página 87		Atkinson Página 88	
B			
Bacon Página 90	Barrow Página 99	Bibb En un área MPO	Bryan Página 112
Baker Página 92	Bartow En un área MPO	Bleckley Página 105	Bulloch Página 114
Baldwin Página 94	Ben Hill Página 101	Brantley Página 106	Burke Página 116
Banks Página 97	Berrien Página 103	Brooks Página 109	Butts Página 117
C			
Calhoun Página 120	Chatham En un área MPO	Clayton En un área MPO	Cook Página 144
Camden Página 122	Chattahoochee en un área MPO	Clinch Página 137	Coweta En un área MPO
Candler Página 125	Chattooga Página 132	Cobb En un área MPO	Crawford Página 146
Carroll Página 127	Cherokee En un área MPO	Coffee Página 139	Crisp Página 148
Catoosa En un área MPO	Clarke En un área MPO	Colquitt Página 140	
Charlton Página 130	Clay Página 135	Columbia Página 143	
D			
Dade Página 151	Decatur Página 155	Dodge Página 157	Dougherty En un área MPO
Dawson Página 153	DeKalb En un área MPO	Dooly Página 159	Douglas En un área MPO
E			
Early Página 162	Effingham Página 166	Emanuel Página 171	
Echols Página 164	Elbert Página 168	Evans Página 173	
F			
Fannin Página 174	Floyd En un área MPO	Franklin Página 177	
Fayette En un área MPO	Forsyth En un área MPO	Fulton En un área MPO	
G			
Gilmer Página 180	Glynn En un área MPO	Grady Página 186	Gwinnett En un área MPO
Glascock Página 182	Gordon Página 183	Greene Página 188	
H			
Habersham Página 190	Haralson Página 194	Heard Página 200	
Hall En un área MPO	Harris Página 196	Henry En un área MPO	
Hancock Página 192	Hart Página 198	Houston En un área MPO	
I			
Irwin Página 202			

J							
Jackson	Página 204	Jeff Davis	Página 208	Jenkins	Página 211	Jones	Página 214
Jasper	Página 206	Jefferson	Página 209	Johnson	Página 213		
L							
Lamar	Página 217	Lee	Página 222	Long	Página 226		
Lanier	Página 219	Liberty En un área MPO		Lowndes En un área MPO			
Laurens	Página 220	Lincoln	Página 224	Lumpkin	Página 228		
M							
Macon	Página 230	McIntosh	Página 239	Monroe	Página 248	Muscogee En un área MPO	
Madison	Página 233	Meriwether	Página 241	Montgomery	Página 251		
Marion	Página 235	Miller	Página 244	Morgan	Página 252		
McDuffie	Página 237	Mitchell	Página 246	Murray	Página 254		
N							
Newton							Página 257
O							
Oconee			Página 258	Oglethorpe			Página 259
P							
Paulding En un área MPO		Pickens	Página 263	Pike	Página 267	Pulaski	Página 271
Peach	Página 260	Pierce	Página 265	Polk	Página 269	Putnam	Página 274
Q							
Quitman							Página 277
R							
Rabun	Página 279	Randolph	Página 281	Richmond En un área MPO		Rockdale En un área MPO	
S							
Schley	Página 284	Seminole	Página 288	Stephens	Página 292	Sumter	Página 295
Screven	Página 286	Spalding	Página 290	Stewart	Página 293		
T							
Talbot	Página 298	Telfair	Página 306	Toombs	Página 314	Turner	Página 321
Taliaferro	Página 301	Terrell	Página 308	Towns	Página 315	Twiggs	Página 323
Tattnall	Página 302	Thomas	Página 310	Treutlen	Página 317		
Taylor	Página 303	Tift	Página 312	Troup	Página 318		
U							
Union			Página 326	Upson			Página 328
W							
Walker	Página 330	Washington*		White	Página 345	Wilkinson	Página 351
Walton	Página 332	Wayne	Página 339	Whitfield En un área MPO		Worth	Página 353
Ware	Página 335	Webster	Página 341	Wilcox	Página 346		
Warren	Página 337	Wheeler	Página 343	Wilkes	Página 348		

*El condado de Washington solo tiene proyectos financiados por el estado de los años fiscales 21-24 que no están informados en el STIP.

All Counties

Project: **0007705** *Type Work:* ITS
Descp: ITS OPERATIONS AND SUPPORT STATEWIDE - FY 2021
Lanes: *Exist.* 0 *Prop.* 0 *Length:* 0.00

Total Project Cost: $12,500,000
Total Project Authorizations: *$12,500,000*
Total Parcels: 0

Phase	*Fund*	*Year*	*Federal*	*State*	*Other*	*Total*
CST	*NHPP*	*2021*	*$10,000,000*	*$2,500,000*	*$0*	*$12,500,000*

Project: **0007706** *Type Work:* ITS
Descp: ITS OPERATIONS AND SUPPORT STATEWIDE - FY 2022
Lanes: *Exist.* 0 *Prop.* 0 *Length:* 0.00

Total Project Cost: $7,500,000
Total Project Authorizations: *$0*
Total Parcels: 0

Phase	*Fund*	*Year*	*Federal*	*State*	*Other*	*Total*
CST	NHPP	2022	$6,000,000	$1,500,000	$0	$7,500,000

Project: **0007707** *Type Work:* ITS
Descp: ITS OPERATIONS AND SUPPORT STATEWIDE - FY 2023
Lanes: *Exist.* 0 *Prop.* 0 *Length:* 0.00

Total Project Cost: $7,500,000
Total Project Authorizations: *$0*
Total Parcels: 0

Phase	*Fund*	*Year*	*Federal*	*State*	*Other*	*Total*
CST	NHPP	2023	$6,000,000	$1,500,000	$0	$7,500,000

Project: **0007708** *Type Work:* ITS
Descp: ITS OPERATIONS AND SUPPORT STATEWIDE - FY 2024
Lanes: *Exist.* 0 *Prop.* 0 *Length:* 0.00

Total Project Cost: $7,500,000
Total Project Authorizations: *$0*
Total Parcels: 0

Phase	*Fund*	*Year*	*Federal*	*State*	*Other*	*Total*
CST	NHPP	2024	$6,000,000	$1,500,000	$0	$7,500,000

Project: **0012948** *Type Work:* Preliminary Engineering
Descp: STATEWIDE BRIDGE INSPECTION - FY 2021 - PE ONLY
Lanes: *Exist.* 0 *Prop.* 0 *Length:* 0.00

Total Project Cost: $8,560,000
Total Project Authorizations: *$8,560,000*
Total Parcels: 0

Phase	*Fund*	*Year*	*Federal*	*State*	*Other*	*Total*
PE	*STBG*	*2021*	*$6,848,000*	*$1,712,000*	*$0*	*$8,560,000*

Project: **0012949** *Type Work:* Preliminary Engineering
Descp: STATEWIDE BRIDGE INSPECTION - FY 2022 - PE ONLY
Lanes: *Exist.* 0 *Prop.* 0 *Length:* 0.00

Total Project Cost: $8,500,000
Total Project Authorizations: *$0*
Total Parcels: 0

Phase	*Fund*	*Year*	*Federal*	*State*	*Other*	*Total*
PE	STBG	2022	$6,800,000	$1,700,000	$0	$8,500,000

Project: **0012953** *Type Work:* Preliminary Engineering
Descp: ENVIRONMENTAL ANALYSIS ON FED-AID PROJ BY CONSULTANT-FY 2021
Lanes: *Exist.* 0 *Prop.* 0 *Length:* 0.00

Total Project Cost: $6,000,000
Total Project Authorizations: *$6,000,000*
Total Parcels: 0

Phase	*Fund*	*Year*	*Federal*	*State*	*Other*	*Total*
PE	*STBG*	*2021*	*$4,800,000*	*$1,200,000*	*$0*	*$6,000,000*

Project: **0012954** *Type Work:* Preliminary Engineering
Descp: ENVIRONMENTAL ANALYSIS ON FED-AID PROJ BY CONSULTANT-FY 2022
Lanes: *Exist.* 0 *Prop.* 0 *Length:* 0.00

Total Project Cost: $6,000,000
Total Project Authorizations: *$0*
Total Parcels: 0

Phase	*Fund*	*Year*	*Federal*	*State*	*Other*	*Total*
PE	STBG	2022	$4,800,000	$1,200,000	$0	$6,000,000

Project: **0012958** *Type Work:* Misc. Improvements
Descp: TASK ORDER CONTRACT-CONSTRUCTION MANAGEMENT FED - FY 2021
Lanes: *Exist.* 0 *Prop.* 0 *Length:* 0.00

Total Project Cost: $52,000,000
Total Project Authorizations: *$52,000,000*
Total Parcels: 0

Phase	*Fund*	*Year*	*Federal*	*State*	*Other*	*Total*
CST	*STBG*	*2021*	*$41,600,000*	*$10,400,000*	*$0*	*$52,000,000*

Project: **0012959** *Type Work:* Misc. Improvements
Descp: TASK ORDER CONTRACT-CONSTRUCTION MANAGEMENT FED - FY 2022
Lanes: *Exist.* 0 *Prop.* 0 *Length:* 0.00

Total Project Cost: $52,000,000
Total Project Authorizations: *$0*
Total Parcels: 0

Phase	*Fund*	*Year*	*Federal*	*State*	*Other*	*Total*
CST	STBG	2022	$41,600,000	$10,400,000	$0	$52,000,000

Project: **0012963** *Type Work:* Preliminary Engineering
Descp: DOT PERSONNEL TRAINING - FY 2021 - PE ONLY
Lanes: *Exist.* 0 *Prop.* 0 *Length:* 0.00

Total Project Cost: $1,000,000
Total Project Authorizations: *$0*
Total Parcels: 0

Phase	*Fund*	*Year*	*Federal*	*State*	*Other*	*Total*
PE	STBG	2021	$1,000,000	$0	$0	$1,000,000

Project: **0012964** *Type Work:* Preliminary Engineering
Descp: DOT PERSONNEL TRAINING - FY 2022 - PE ONLY
Lanes: *Exist.* 0 *Prop.* 0 *Length:* 0.00

Total Project Cost: $1,000,000
Total Project Authorizations: *$0*
Total Parcels: 0

Phase	*Fund*	*Year*	*Federal*	*State*	*Other*	*Total*
PE	STBG	2022	$1,000,000	$0	$0	$1,000,000

Project: **0012973** *Type Work:* Preliminary Engineering
Descp: LOW IMPACT BRIDGE OVERSIGHT - FY 2021
Lanes: *Exist.* 0 *Prop.* 0 *Length:* 0.00

Total Project Cost: $600,000
Total Project Authorizations: *$600,000*
Total Parcels: 0

Phase	*Fund*	*Year*	*Federal*	*State*	*Other*	*Total*
PE	*STBG*	*2021*	*$480,000*	*$120,000*	*$0*	*$600,000*

Project: **0012974** *Type Work:* Preliminary Engineering
Descp: LOW IMPACT BRIDGE OVERSIGHT - FY 2022
Lanes: *Exist.* 0 *Prop.* 0 *Length:* 0.00

Total Project Cost: $600,000
Total Project Authorizations: *$0*
Total Parcels: 0

Phase	*Fund*	*Year*	*Federal*	*State*	*Other*	*Total*
PE	STBG	2022	$480,000	$120,000	$0	$600,000

Project: **0012978** *Type Work:* Preliminary Engineering
Descp: AASHTO COMMITTEES & SPONSORED EVENTS - FY 2021
Lanes: *Exist.* 0 *Prop.* 0 *Length:* 0.00

Total Project Cost: $115,000
Total Project Authorizations: *$0*
Total Parcels: 0

Phase	*Fund*	*Year*	*Federal*	*State*	*Other*	*Total*
PE	STBG	2021	$115,000	$0	$0	$115,000

Project: **0012979** *Type Work:* Preliminary Engineering
Descp: AASHTO COMMITTEES & SPONSORED EVENTS - FY 2022
Lanes: *Exist.* 0 *Prop.* 0 *Length:* 0.00

Total Project Cost: $115,000
Total Project Authorizations: *$0*
Total Parcels: 0

Phase	*Fund*	*Year*	*Federal*	*State*	*Other*	*Total*
PE	STBG	2022	$115,000	$0	$0	$115,000

Project: **0012986** *Type Work:* Preliminary Engineering
Descp: ASSISTANCE FOR PRIORITY FED ENVIRONMENTAL PROJ REVIEW-FY2021
Lanes: *Exist.* 0 *Prop.* 0 *Length:* 0.00

Total Project Cost: $2,500,000
Total Project Authorizations: *$0*
Total Parcels: 0

Phase	*Fund*	*Year*	*Federal*	*State*	*Other*	*Total*
PE	STBG	2021	$2,000,000	$500,000	$0	$2,500,000

Project: **0012987** *Type Work:* Preliminary Engineering
Descp: ASSISTANCE FOR PRIORITY FED ENVIRONMENTAL PROJ REVIEW-FY2022
Lanes: *Exist.* 0 *Prop.* 0 *Length:* 0.00

Total Project Cost: $2,500,000
Total Project Authorizations: *$0*
Total Parcels: 0

Phase	*Fund*	*Year*	*Federal*	*State*	*Other*	*Total*
PE	STBG	2022	$2,000,000	$500,000	$0	$2,500,000

Project: **0012992** *Type Work:* Preliminary Engineering
Descp: MS4 PERMIT COMPLIANCE - FY 2021
Lanes: *Exist.* 0 *Prop.* 0 *Length:* 0.00

Total Project Cost: $4,000,000
Total Project Authorizations: *$0*
Total Parcels: 0

Phase	*Fund*	*Year*	*Federal*	*State*	*Other*	*Total*
PE	STBG	2021	$3,200,000	$800,000	$0	$4,000,000

Project: **0012993** *Type Work:* Preliminary Engineering
Descp: MS4 PERMIT COMPLIANCE - FY 2022
Lanes: *Exist.* 0 *Prop.* 0 *Length:*

Total Project Cost: $2,500,000
Total Project Authorizations: *$0*
Total Parcels: 0

Phase	*Fund*	*Year*	*Federal*	*State*	*Other*	*Total*
PE	STBG	2022	$2,000,000	$500,000	$0	$2,500,000

Project: **0012998** *Type Work:* Preliminary Engineering
Descp: SPECIAL DRAINAGE STUDIES - FY 2021
Lanes: *Exist.* 0 *Prop.* 0 *Length:* 0.00

Total Project Cost: $1,000,000
Total Project Authorizations: *$1,000,000*
Total Parcels: 0

Phase	*Fund*	*Year*	*Federal*	*State*	*Other*	*Total*
PE	*STBG*	*2021*	*$800,000*	*$200,000*	*$0*	*$1,000,000*

Project: **0012999** *Type Work:* Preliminary Engineering
Descp: SPECIAL DRAINAGE STUDIES - FY 2022
Lanes: *Exist.* 0 *Prop.* 0 *Length:* 0.00

Total Project Cost: $1,000,000
Total Project Authorizations: *$0*
Total Parcels: 0

Phase	*Fund*	*Year*	*Federal*	*State*	*Other*	*Total*
PE	STBG	2022	$800,000	$200,000	$0	$1,000,000

Project: **0013037** *Type Work:* Preliminary Engineering
Descp: DISADVANTAGED BUSINESS ENTERPRISE SUPPORTIVE SVCS - SFY 2021
Lanes: *Exist.* 0 *Prop.* 0 *Length:* 0.00

Total Project Cost: $500,000
Total Project Authorizations: *$0*
Total Parcels: 0

Phase	*Fund*	*Year*	*Federal*	*State*	*Other*	*Total*
PE	Other Funds	2021	$500,000	$0	$0	$500,000

Project: **0013038** *Type Work:* Preliminary Engineering
Descp: DISADVANTAGED BUSINESS ENTERPRISE SUPPORTIVE SVCS - SFY 2022
Lanes: *Exist.* 0 *Prop.* 0 *Length:* 0.00

Total Project Cost: $500,000
Total Project Authorizations: *$0*
Total Parcels: 0

Phase	*Fund*	*Year*	*Federal*	*State*	*Other*	*Total*
PE	Other Funds	2022	$500,000	$0	$0	$500,000

Project: **0013039** *Type Work:* Preliminary Engineering
Descp: DISADVANTAGED BUSINESS ENTERPRISE SUPPORTIVE SVCS - SFY 2023
Lanes: *Exist.* 0 *Prop.* 0 *Length:* 0.00

Total Project Cost: $500,000
Total Project Authorizations: *$0*
Total Parcels: 0

Phase	*Fund*	*Year*	*Federal*	*State*	*Other*	*Total*
PE	Other Funds	2023	$500,000	$0	$0	$500,000

Project: **0013041** *Type Work:* Preliminary Engineering
Descp: ON-THE-JOB TRAINING SUPPORTIVE SERVICES - CY 2020
Lanes: *Exist.* 0 *Prop.* 0 *Length:* 0.00

Total Project Cost: $191,864
Total Project Authorizations: *$191,864*
Total Parcels: 0

Phase	*Fund*	*Year*	*Federal*	*State*	*Other*	*Total*
PE	*Other Funds*	*2021*	*$191,864*	*$0*	*$0*	*$191,864*

Project: **0013042** *Type Work:* Preliminary Engineering
Descp: ON-THE-JOB TRAINING SUPPORTIVE SERVICES - CY 2021
Lanes: *Exist.* 0 *Prop.* 0 *Length:* 0.00

Total Project Cost: $200,000
Total Project Authorizations: *$0*
Total Parcels: 0

Phase	*Fund*	*Year*	*Federal*	*State*	*Other*	*Total*
PE	Other Funds	2021	$200,000	$0	$0	$200,000

Project: **0013043** *Type Work:* Preliminary Engineering
Descp: ON-THE-JOB TRAINING SUPPORTIVE SERVICES - CY 2022
Lanes: *Exist.* 0 *Prop.* 0 *Length:* 0.00

Total Project Cost: $200,000
Total Project Authorizations: *$0*
Total Parcels: 0

Phase	*Fund*	*Year*	*Federal*	*State*	*Other*	*Total*
PE	Other Funds	2022	$200,000	$0	$0	$200,000

Project: **0013044** *Type Work:* Preliminary Engineering
Descp: ON-THE-JOB TRAINING SUPPORTIVE SERVICES - CY 2023
Lanes: *Exist.* 0 *Prop.* 0 *Length:*

Total Project Cost: $200,000
Total Project Authorizations: *$0*
Total Parcels: 0

Phase	*Fund*	*Year*	*Federal*	*State*	*Other*	*Total*
PE	Other Funds	2023	$200,000	$0	$0	$200,000

Project: **0013076** *Type Work:* Preliminary Engineering
Descp: LIGHTING DESIGN SERVICES - FY 2021
Lanes: *Exist.* *Prop.* *Length:* 0.00

Total Project Cost: $450,000
Total Project Authorizations: *$450,000*
Total Parcels: 0

Phase	*Fund*	*Year*	*Federal*	*State*	*Other*	*Total*
PE	*STBG*	*2021*	*$360,000*	*$90,000*	*$0*	*$450,000*

Project: **0013077** *Type Work:* Preliminary Engineering
Descp: LIGHTING DESIGN SERVICES - FY 2022
Lanes: *Exist.* *Prop.* *Length:* 0.00

Total Project Cost: $450,000
Total Project Authorizations: *$0*
Total Parcels: 0

Phase	*Fund*	*Year*	*Federal*	*State*	*Other*	*Total*
PE	STBG	2022	$360,000	$90,000	$0	$450,000

Project: **0013430** *Type Work:* Preliminary Engineering
Descp: AERIAL PHOTOGRAPHY FOR MAPPING & CONCEPT DEVELOP - FY 2021
Lanes: *Exist.* *Prop.* *Length:* 0.00

Total Project Cost: $500,000
Total Project Authorizations: *$500,000*
Total Parcels: 0

Phase	*Fund*	*Year*	*Federal*	*State*	*Other*	*Total*
PE	*STBG*	*2021*	*$400,000*	*$100,000*	*$0*	*$500,000*

Project: **0013431** *Type Work:* Preliminary Engineering
Descp: AERIAL PHOTOGRAPHY FOR MAPPING & CONCEPT DEVELOP - FY 2022
Lanes: *Exist.* *Prop.* *Length:* 0.00

Total Project Cost: $500,000
Total Project Authorizations: *$0*
Total Parcels: 0

Phase	*Fund*	*Year*	*Federal*	*State*	*Other*	*Total*
PE	STBG	2022	$400,000	$100,000	$0	$500,000

Project: **0013432** *Type Work:* Preliminary Engineering
Descp: AERIAL PHOTOGRAPHY FOR MAPPING & CONCEPT DEVELOP - FY 2023
Lanes: *Exist.* *Prop.* *Length:* 0.00

Total Project Cost: $500,000
Total Project Authorizations: *$0*
Total Parcels: 0

Phase	*Fund*	*Year*	*Federal*	*State*	*Other*	*Total*
PE	STBG	2023	$400,000	$100,000	$0	$500,000

Project: **0013433** *Type Work:* Preliminary Engineering
Descp: AERIAL PHOTOGRAPHY FOR MAPPING & CONCEPT DEVELOP - FY 2024
Lanes: *Exist.* *Prop.* *Length:* 0.00

Total Project Cost: $500,000
Total Project Authorizations: *$0*
Total Parcels: 0

Phase	*Fund*	*Year*	*Federal*	*State*	*Other*	*Total*
PE	STBG	2024	$400,000	$100,000	$0	$500,000

Project: **0013436** *Type Work:* Preliminary Engineering
Descp: AASHTO COMMITTEES & SPONSORED EVENTS - FY 2023
Lanes: *Exist.* 0 *Prop.* 0 *Length:* 0.00

Total Project Cost: $115,000
Total Project Authorizations: *$0*
Total Parcels: 0

Phase	*Fund*	*Year*	*Federal*	*State*	*Other*	*Total*
PE	STBG	2023	$115,000	$0	$0	$115,000

Project: **0013437** *Type Work:* Preliminary Engineering
Descp: AASHTO COMMITTEES & SPONSORED EVENTS - FY 2024
Lanes: *Exist.* 0 *Prop.* 0 *Length:* 0.00

Total Project Cost: $115,000
Total Project Authorizations: *$0*
Total Parcels: 0

Phase	*Fund*	*Year*	*Federal*	*State*	*Other*	*Total*
PE	STBG	2024	$115,000	$0	$0	$115,000

Project: **0013439** *Type Work:* Preliminary Engineering
Descp: ASSISTANCE FOR PRIORITY FED ENVIRONMENTAL PROJ REVIEW-FY2023
Lanes: *Exist.* 0 *Prop.* 0 *Length:* 0.00

Total Project Cost: $2,500,000
Total Project Authorizations: *$0*
Total Parcels: 0

Phase	*Fund*	*Year*	*Federal*	*State*	*Other*	*Total*
PE	STBG	2023	$2,000,000	$500,000	$0	$2,500,000

Project: **0013440** *Type Work:* Preliminary Engineering
Descp: ASSISTANCE FOR PRIORITY FED ENVIRONMENTAL PROJ REVIEW-FY2024
Lanes: *Exist.* 0 *Prop.* 0 *Length:* 0.00

Total Project Cost: $2,500,000
Total Project Authorizations: *$0*
Total Parcels: 0

Phase	*Fund*	*Year*	*Federal*	*State*	*Other*	*Total*
PE	STBG	2024	$2,000,000	$500,000	$0	$2,500,000

Project: **0013442** *Type Work:* Preliminary Engineering
Descp: DISADVANTAGED BUSINESS ENTERPRISE SUPPORTIVE SVCS - SFY 2024
Lanes: *Exist.* 0 *Prop.* 0 *Length:* 0.00

Total Project Cost: $500,000
Total Project Authorizations: *$0*
Total Parcels: 0

Phase	*Fund*	*Year*	*Federal*	*State*	*Other*	*Total*
PE	Other Funds	2024	$500,000	$0	$0	$500,000

Project: **0013444** *Type Work:* Preliminary Engineering
Descp: DOT PERSONNEL TRAINING - FY 2023 - PE ONLY
Lanes: *Exist.* 0 *Prop.* 0 *Length:* 0.00

Total Project Cost: $1,000,000
Total Project Authorizations: *$0*
Total Parcels: 0

Phase	*Fund*	*Year*	*Federal*	*State*	*Other*	*Total*
PE	STBG	2023	$1,000,000	$0	$0	$1,000,000

Project: **0013445** *Type Work:* Preliminary Engineering
Descp: DOT PERSONNEL TRAINING - FY 2024 - PE ONLY
Lanes: *Exist.* 0 *Prop.* 0 *Length:* 0.00

Total Project Cost: $1,000,000
Total Project Authorizations: *$0*
Total Parcels: 0

Phase	*Fund*	*Year*	*Federal*	*State*	*Other*	*Total*
PE	STBG	2024	$1,000,000	$0	$0	$1,000,000

Project: **0013447** *Type Work:* Preliminary Engineering
Descp: ENVIRONMENTAL ANALYSIS ON FED-AID PROJ BY CONSULTANT-FY 2023
Lanes: *Exist.* 0 *Prop.* 0 *Length:* 0.00

Total Project Cost: $6,000,000
Total Project Authorizations: *$0*
Total Parcels: 0

Phase	*Fund*	*Year*	*Federal*	*State*	*Other*	*Total*
PE	STBG	2023	$4,800,000	$1,200,000	$0	$6,000,000

Project: **0013448** *Type Work:* Preliminary Engineering
Descp: ENVIRONMENTAL ANALYSIS ON FED-AID PROJ BY CONSULTANT-FY 2024
Lanes: *Exist.* 0 *Prop.* 0 *Length:* 0.00

Total Project Cost: $6,000,000
Total Project Authorizations: *$0*
Total Parcels: 0

Phase	*Fund*	*Year*	*Federal*	*State*	*Other*	*Total*
PE	STBG	2024	$4,800,000	$1,200,000	$0	$6,000,000

Project: **0013450** *Type Work:* Preliminary Engineering
Descp: LIGHTING DESIGN SERVICES - FY 2023
Lanes: *Exist.* *Prop.* *Length:* 0.00

Total Project Cost: $450,000
Total Project Authorizations: *$0*
Total Parcels: 0

Phase	*Fund*	*Year*	*Federal*	*State*	*Other*	*Total*
PE	STBG	2023	$360,000	$90,000	$0	$450,000

Project: **0013451** *Type Work:* Preliminary Engineering
Descp: LIGHTING DESIGN SERVICES - FY 2024
Lanes: *Exist.* *Prop.* *Length:* 0.00

Total Project Cost: $450,000
Total Project Authorizations: *$0*
Total Parcels: 0

Phase	*Fund*	*Year*	*Federal*	*State*	*Other*	*Total*
PE	STBG	2024	$360,000	$90,000	$0	$450,000

Project: **0013453** *Type Work:* Preliminary Engineering
Descp: LOW IMPACT BRIDGE OVERSIGHT - FY 2023
Lanes: *Exist.* 0 *Prop.* 0 *Length:* 0.00

Total Project Cost: $600,000
Total Project Authorizations: *$0*
Total Parcels: 0

Phase	*Fund*	*Year*	*Federal*	*State*	*Other*	*Total*
PE	STBG	2023	$480,000	$120,000	$0	$600,000

Project: **0013454** *Type Work:* Preliminary Engineering
Descp: LOW IMPACT BRIDGE OVERSIGHT - FY 2024
Lanes: *Exist.* 0 *Prop.* 0 *Length:* 0.00

Total Project Cost: $600,000
Total Project Authorizations: *$0*
Total Parcels: 0

Phase	*Fund*	*Year*	*Federal*	*State*	*Other*	*Total*
PE	STBG	2024	$480,000	$120,000	$0	$600,000

Project: **0013456** *Type Work:* Preliminary Engineering
Descp: MS4 PERMIT COMPLIANCE - FY 2023
Lanes: *Exist.* 0 *Prop.* 0 *Length:*

Total Project Cost: $2,500,000
Total Project Authorizations: *$0*
Total Parcels: 0

Phase	*Fund*	*Year*	*Federal*	*State*	*Other*	*Total*
PE	STBG	2023	$2,000,000	$500,000	$0	$2,500,000

Project: **0013457** *Type Work:* Preliminary Engineering
Descp: MS4 PERMIT COMPLIANCE - FY 2024
Lanes: *Exist.* 0 *Prop.* 0 *Length:*

Total Project Cost: $2,500,000
Total Project Authorizations: *$0*
Total Parcels: 0

Phase	Fund	Year	Federal	State	Other	Total
PE	STBG	2024	$2,000,000	$500,000	$0	$2,500,000

Project: **0013459** *Type Work:* Preliminary Engineering
Descp: ON-THE-JOB TRAINING SUPPORTIVE SERVICES - CY 2024
Lanes: *Exist.* 0 *Prop.* 0 *Length:*

Total Project Cost: $200,000
Total Project Authorizations: *$0*
Total Parcels: 0

Phase	Fund	Year	Federal	State	Other	Total
PE	Other Funds	2024	$200,000	$0	$0	$200,000

Project: **0013464** *Type Work:* Preliminary Engineering
Descp: OVERSIGHT SERVICES FOR Z230; Z301; CMAQ & HIP - FY 2021
Lanes: *Exist.* 0 *Prop.* 0 *Length:* 0.00

Total Project Cost: $200,000
Total Project Authorizations: *$200,000*
Total Parcels: 0

Phase	Fund	Year	Federal	State	Other	Total
PE	*STBG*	*2021*	*$160,000*	*$40,000*	*$0*	*$200,000*

Project: **0013469** *Type Work:* Preliminary Engineering
Descp: PROJECT REVIEW; ESTIMATING & CONSULTANT SERVICES - FY 2021
Lanes: *Exist.* 0 *Prop.* 0 *Length:* 0.00

Total Project Cost: $2,000,000
Total Project Authorizations: *$2,000,000*
Total Parcels: 0

Phase	Fund	Year	Federal	State	Other	Total
PE	*STBG*	*2021*	*$1,600,000*	*$400,000*	*$0*	*$2,000,000*

Project: **0013470** *Type Work:* Preliminary Engineering
Descp: PROJECT REVIEW; ESTIMATING & CONSULTANT SERVICES - FY 2023
Lanes: *Exist.* 0 *Prop.* 0 *Length:* 0.00

Total Project Cost: $2,000,000
Total Project Authorizations: *$0*
Total Parcels: 0

Phase	Fund	Year	Federal	State	Other	Total
PE	STBG	2023	$1,600,000	$400,000	$0	$2,000,000

Project: **0013475** *Type Work:* Preliminary Engineering
Descp: SPECIAL DRAINAGE STUDIES - FY 2023
Lanes: *Exist.* 0 *Prop.* 0 *Length:* 0.00

Total Project Cost: $1,000,000
Total Project Authorizations: *$0*
Total Parcels: 0

Phase	Fund	Year	Federal	State	Other	Total
PE	STBG	2023	$800,000	$200,000	$0	$1,000,000

Project: **0013476** *Type Work:* Preliminary Engineering
Descp: SPECIAL DRAINAGE STUDIES - FY 2024
Lanes: *Exist.* 0 *Prop.* 0 *Length:* 0.00

Total Project Cost: $1,000,000
Total Project Authorizations: *$0*
Total Parcels: 0

Phase	Fund	Year	Federal	State	Other	Total
PE	STBG	2024	$800,000	$200,000	$0	$1,000,000

Project: **0013478** *Type Work:* Preliminary Engineering
Descp: STATEWIDE BRIDGE INSPECTION - FY 2023 - PE ONLY
Lanes: *Exist.* 0 *Prop.* 0 *Length:* 0.00

Total Project Cost: $8,500,000
Total Project Authorizations: *$0*
Total Parcels: 0

Phase	Fund	Year	Federal	State	Other	Total
PE	STBG	2023	$6,800,000	$1,700,000	$0	$8,500,000

Project: **0013479** *Type Work:* Preliminary Engineering
Descp: STATEWIDE BRIDGE INSPECTION - FY 2024 - PE ONLY
Lanes: *Exist.* 0 *Prop.* 0 *Length:* 0.00

Total Project Cost: $8,500,000
Total Project Authorizations: *$0*
Total Parcels: 0

Phase	Fund	Year	Federal	State	Other	Total
PE	STBG	2024	$6,800,000	$1,700,000	$0	$8,500,000

Project: **0013484** *Type Work:* Preliminary Engineering
Descp: STATEWIDE SURPLUS PROPERTY MONITORING & DISPOSAL - FY 2021
Lanes: *Exist.* 0 *Prop.* 0 *Length:* 0.00

Total Project Cost: $350,000
Total Project Authorizations: *$350,000*
Total Parcels: 0

Phase	Fund	Year	Federal	State	Other	Total
PE	*STBG*	*2021*	*$280,000*	*$70,000*	*$0*	*$350,000*

Project: **0013485** *Type Work:* Preliminary Engineering
Descp: STATEWIDE SURPLUS PROPERTY MONITORING & DISPOSAL - FY 2022
Lanes: *Exist.* 0 *Prop.* 0 *Length:* 0.00

Total Project Cost: $350,000
Total Project Authorizations: *$0*
Total Parcels: 0

Phase	Fund	Year	Federal	State	Other	Total
PE	STBG	2022	$280,000	$70,000	$0	$350,000

Project: **0013486** *Type Work:* Preliminary Engineering
Descp: STATEWIDE SURPLUS PROPERTY MONITORING & DISPOSAL - FY 2023
Lanes: *Exist.* 0 *Prop.* 0 *Length:* 0.00

Total Project Cost: $350,000
Total Project Authorizations: *$0*
Total Parcels: 0

Phase	Fund	Year	Federal	State	Other	Total
PE	STBG	2023	$280,000	$70,000	$0	$350,000

Project: **0013487** *Type Work:* Preliminary Engineering
Descp: STATEWIDE SURPLUS PROPERTY MONITORING & DISPOSAL - FY 2024
Lanes: *Exist.* 0 *Prop.* 0 *Length:* 0.00

Total Project Cost: $350,000
Total Project Authorizations: *$0*
Total Parcels: 0

Phase	Fund	Year	Federal	State	Other	Total
PE	STBG	2024	$280,000	$70,000	$0	$350,000

Project: **0013505** *Type Work:* Misc. Improvements
Descp: TASK ORDER CONTRACT-CONSTRUCTION MANAGEMENT FED - FY 2023
Lanes: *Exist.* 0 *Prop.* 0 *Length:* 0.00

Total Project Cost: $52,000,000
Total Project Authorizations: *$0*
Total Parcels: 0

Phase	Fund	Year	Federal	State	Other	Total
CST	STBG	2023	$41,600,000	$10,400,000	$0	$52,000,000

Project: **0013506** *Type Work:* Misc. Improvements
Descp: TASK ORDER CONTRACT-CONSTRUCTION MANAGEMENT FED - FY 2024
Lanes: *Exist.* 0 *Prop.* 0 *Length:* 0.00

Total Project Cost: $52,000,000
Total Project Authorizations: *$0*
Total Parcels: 0

Phase	*Fund*	*Year*	*Federal*	*State*	*Other*	*Total*
CST	STBG	2024	$41,600,000	$10,400,000	$0	$52,000,000

Project: **0013512** *Type Work:* Preliminary Engineering
Descp: DIVISION OF ENGINEERING SUPPORT - FY 2021
Lanes: *Exist.* 0 *Prop.* 0 *Length:* 0.00

Total Project Cost: $4,400,000
Total Project Authorizations: *$4,400,000*
Total Parcels: 0

Phase	*Fund*	*Year*	*Federal*	*State*	*Other*	*Total*
PE	*STBG*	*2021*	*$3,520,000*	*$880,000*	*$0*	*$4,400,000*

Project: **0013513** *Type Work:* Preliminary Engineering
Descp: DIVISION OF ENGINEERING SUPPORT - FY 2022
Lanes: *Exist.* 0 *Prop.* 0 *Length:* 0.00

Total Project Cost: $4,200,000
Total Project Authorizations: *$0*
Total Parcels: 0

Phase	*Fund*	*Year*	*Federal*	*State*	*Other*	*Total*
PE	STBG	2022	$3,360,000	$840,000	$0	$4,200,000

Project: **0013514** *Type Work:* Preliminary Engineering
Descp: DIVISION OF ENGINEERING SUPPORT - FY 2023
Lanes: *Exist.* 0 *Prop.* 0 *Length:* 0.00

Total Project Cost: $4,200,000
Total Project Authorizations: *$0*
Total Parcels: 0

Phase	*Fund*	*Year*	*Federal*	*State*	*Other*	*Total*
PE	STBG	2023	$3,360,000	$840,000	$0	$4,200,000

Project: **0013515** *Type Work:* Preliminary Engineering
Descp: DIVISION OF ENGINEERING SUPPORT - FY 2024
Lanes: *Exist.* 0 *Prop.* 0 *Length:* 0.00

Total Project Cost: $4,200,000
Total Project Authorizations: *$0*
Total Parcels: 0

Phase	*Fund*	*Year*	*Federal*	*State*	*Other*	*Total*
PE	STBG	2024	$3,360,000	$840,000	$0	$4,200,000

Project: **0013519** *Type Work:* Preliminary Engineering
Descp: GDOT IT ENTERPRISE SUPPORT - FY 2021
Lanes: *Exist.* *Prop.* *Length:* 0.00

Total Project Cost: $10,711,000
Total Project Authorizations: *$10,711,000*
Total Parcels: 0

Phase	*Fund*	*Year*	*Federal*	*State*	*Other*	*Total*
PE	*STBG*	*2021*	*$8,568,800*	*$2,142,200*	*$0*	*$10,711,000*

Project: **0013520** *Type Work:* Preliminary Engineering
Descp: GDOT IT ENTERPRISE SUPPORT - FY 2022
Lanes: *Exist.* *Prop.* *Length:* 0.00

Total Project Cost: $10,711,000
Total Project Authorizations: *$0*
Total Parcels: 0

Phase	*Fund*	*Year*	*Federal*	*State*	*Other*	*Total*
PE	STBG	2022	$8,568,800	$2,142,200	$0	$10,711,000

Project: **0013521** *Type Work:* Preliminary Engineering
Descp: GDOT IT ENTERPRISE SUPPORT - FY 2023
Lanes: *Exist.* *Prop.* *Length:* 0.00

Total Project Cost: $10,711,000
Total Project Authorizations: *$0*
Total Parcels: 0

Phase	*Fund*	*Year*	*Federal*	*State*	*Other*	*Total*
PE	STBG	2023	$8,568,800	$2,142,200	$0	$10,711,000

Project: **0013522** *Type Work:* Preliminary Engineering
Descp: GDOT IT ENTERPRISE SUPPORT - FY 2024
Lanes: *Exist.* *Prop.* *Length:* 0.00

Total Project Cost: $10,711,000
Total Project Authorizations: *$0*
Total Parcels: 0

Phase	*Fund*	*Year*	*Federal*	*State*	*Other*	*Total*
PE	STBG	2024	$8,568,800	$2,142,200	$0	$10,711,000

Project: **0014203** *Type Work:* Truck Lanes
Descp: I-75 FROM I-475 TO SR 155 - COMMERCIAL VEHICLE LANES
Lanes: *Exist.* 6 *Prop.* 6 *Length:* 0.00

Total Project Cost: $3,547,083,676
Total Project Authorizations: *$35,343,711*
Total Parcels: 0

Phase	*Fund*	*Year*	*Federal*	*State*	*Other*	*Total*
PE	*State*	*2017*	*$0*	*$4,444,842*	*$0*	*$4,444,842*
PE	*NHPP*	*2018*	*$3,360,000*	*$840,000*	*$0*	*$4,200,000*
PE	*NHS*	*2018*	*$318,192*	*$79,548*	*$0*	*$397,740*
PE	*HPP*	*2018*	*$3,840,904*	*$960,226*	*$0*	*$4,801,130*
PE	*HPP*	*2019*	*$518,033*	*$129,508*	*$0*	*$647,541*
PE	*NHPP*	*2019*	*$4,681,967*	*$1,170,492*	*$0*	*$5,852,459*
PE	*NHPP*	*2020*	*$5,600,000*	*$1,400,000*	*$0*	*$7,000,000*
PE	*NHS*	*2021*	*$6,400,000*	*$1,600,000*	*$0*	*$8,000,000*
PE	NHPP	2022	$9,520,000	$2,380,000	$0	$11,900,000
PE	NHPP	2023	$1,760,000	$440,000	$0	$2,200,000
PE	NHPP	2024	$3,200,000	$800,000	$0	$4,000,000
ROW	NHPP	2021	$2,480,000	$620,000	$0	$3,100,000
ROW	NHPP	2022	$5,200,000	$1,300,000	$0	$6,500,000
ROW	NHPP	2023	$4,000,000	$1,000,000	$0	$5,000,000
ROW	NHPP	2024	$17,600,000	$4,400,000	$0	$22,000,000
ROW	NHPP	After 2024	$17,600,000	$4,400,000	$0	$22,000,000
CST	NHPP	2024	$8,082,598	$2,020,650	$0	$10,103,248
CST	NHPP	After 2024	$37,480,364	$9,370,091	$0	$46,850,455
CST	NHPP	After 2024	$31,420,795	$7,855,199	$0	$39,275,994
CST	NHPP	After 2024	$31,346,690	$18,664,798	$0	$50,011,488
CST	Bond	After 2024	$0	$0	$29,764,390	$29,764,390
CST	NHPP	After 2024	$38,963,212	$44,875,860	$0	$83,839,072
CST	Bond	After 2024	$0	$0	$23,210,845	$23,210,845
CST	NHPP	After 2024	$40,545,302	$49,555,368	$0	$90,100,670
CST	NHPP	After 2024	$40,637,488	$49,668,040	$0	$90,305,528
CST	NHPP	After 2024	$40,732,247	$49,783,858	$0	$90,516,105
CST	NHPP	After 2024	$40,829,650	$49,902,905	$0	$90,732,555
CST	NHPP	After 2024	$40,929,764	$50,025,266	$0	$90,955,030
CST	NHPP	After 2024	$41,032,657	$50,151,026	$0	$91,183,683
CST	NHPP	After 2024	$41,138,402	$50,280,268	$0	$91,418,670
CST	NHPP	After 2024	$41,247,066	$50,413,081	$0	$91,660,147
CST	NHPP	After 2024	$41,358,723	$50,549,551	$0	$91,908,274

Phase	Fund	Year	Federal	State	Other	Total
CST	NHPP	After 2024	$41,473,446	$50,689,768	$0	$92,163,214
CST	NHPP	After 2024	$41,591,310	$50,833,824	$0	$92,425,134
CST	NHPP	After 2024	$41,712,392	$50,981,813	$0	$92,694,205
CST	NHPP	After 2024	$41,836,771	$51,133,832	$0	$92,970,603
CST	NHPP	After 2024	$41,964,528	$51,289,978	$0	$93,254,506
CST	NHPP	After 2024	$42,095,745	$51,450,355	$0	$93,546,100
CST	NHPP	After 2024	$42,230,508	$51,615,066	$0	$93,845,574
CST	NHPP	After 2024	$42,368,905	$51,784,218	$0	$94,153,123
CST	NHPP	After 2024	$42,511,025	$51,957,920	$0	$94,468,945
CST	NHPP	After 2024	$42,656,961	$52,136,286	$0	$94,793,247
CST	NHPP	After 2024	$42,806,807	$52,319,431	$0	$95,126,238
CST	NHPP	After 2024	$42,960,496	$52,507,273	$0	$95,467,769
CST	NHPP	After 2024	$43,117,794	$52,699,526	$0	$95,817,320
CST	NHPP	After 2024	$43,278,785	$52,896,293	$0	$96,175,078
CST	NHPP	After 2024	$43,443,556	$53,097,680	$0	$96,541,236
CST	NHPP	After 2024	$43,612,196	$53,303,796	$0	$96,915,992
CST	NHPP	After 2024	$43,784,796	$53,514,750	$0	$97,299,546
CST	NHPP	After 2024	$43,961,448	$53,730,659	$0	$97,692,107
CST	NHPP	After 2024	$44,142,249	$53,951,637	$0	$98,093,886
CST	NHPP	After 2024	$44,327,294	$54,177,804	$0	$98,505,098
CST	NHPP	After 2024	$44,516,684	$54,409,281	$0	$98,925,965
CST	NHPP	After 2024	$44,710,521	$54,646,193	$0	$99,356,714
CST	NHPP	After 2024	$44,908,910	$54,888,668	$0	$99,797,578
CST	NHPP	After 2024	$45,111,957	$55,136,836	$0	$100,248,793
CST	NHPP	After 2024	$14,816,628	$18,109,212	$0	$32,925,840

Project: **0014486** *Type Work:* Preliminary Engineering
Descp: OVERSIGHT & COMPLIANCE FOR LOCAL ROW PROGRAM - FY 2021
Lanes: *Exist.* *Prop.* *Length:* 0.00

Total Project Cost: $3,000,000
Total Project Authorizations: *$3,000,000*
Total Parcels: 0

Phase	Fund	Year	Federal	State	Other	Total
PE	*STBG*	*2021*	*$2,400,000*	*$600,000*	*$0*	*$3,000,000*

Project: **0014487** *Type Work:* Preliminary Engineering
Descp: OVERSIGHT & COMPLIANCE FOR LOCAL ROW PROGRAM - FY 2022
Lanes: *Exist.* *Prop.* *Length:* 0.00

Total Project Cost: $1,500,000
Total Project Authorizations: *$0*
Total Parcels: 0

Phase	*Fund*	*Year*	*Federal*	*State*	*Other*	*Total*
PE	STBG	2022	$1,200,000	$300,000	$0	$1,500,000

Project: **0014488** *Type Work:* Preliminary Engineering
Descp: OVERSIGHT & COMPLIANCE FOR LOCAL ROW PROGRAM - FY 2023
Lanes: *Exist.* *Prop.* *Length:* 0.00

Total Project Cost: $1,500,000
Total Project Authorizations: *$0*
Total Parcels: 0

Phase	*Fund*	*Year*	*Federal*	*State*	*Other*	*Total*
PE	STBG	2023	$1,200,000	$300,000	$0	$1,500,000

Project: **0014489** *Type Work:* Preliminary Engineering
Descp: OVERSIGHT & COMPLIANCE FOR LOCAL ROW PROGRAM - FY 2024
Lanes: *Exist.* *Prop.* *Length:* 0.00

Total Project Cost: $1,500,000
Total Project Authorizations: *$0*
Total Parcels: 0

Phase	*Fund*	*Year*	*Federal*	*State*	*Other*	*Total*
PE	STBG	2024	$1,200,000	$300,000	$0	$1,500,000

Project: **0015327** *Type Work:* Signals
Descp: REGIONAL TRAFFIC SIGNAL OPTIMIZATION (RTOP) - FY 2021
Lanes: *Exist.* 0 *Prop.* 0 *Length:* 0.00

Total Project Cost: $23,500,000
Total Project Authorizations: *$23,500,000*
Total Parcels: 0

Phase	*Fund*	*Year*	*Federal*	*State*	*Other*	*Total*
CST	*STBG*	*2021*	*$4,700,000*	*$0*	*$0*	*$4,700,000*
CST	*NHPP*	*2021*	*$18,800,000*	*$0*	*$0*	*$18,800,000*

Project: **0015328** *Type Work:* Signals
Descp: REGIONAL TRAFFIC SIGNAL OPTIMIZATION (RTOP) - FY 2022
Lanes: *Exist.* 0 *Prop.* 0 *Length:* 0.00

Total Project Cost: $23,500,000
Total Project Authorizations: *$0*
Total Parcels: 0

Phase	*Fund*	*Year*	*Federal*	*State*	*Other*	*Total*
CST	NHPP	2022	$18,800,000	$0	$0	$18,800,000
CST	STBG	2022	$4,700,000	$0	$0	$4,700,000

Project: **0015329** *Type Work:* Signals
Descp: REGIONAL TRAFFIC SIGNAL OPTIMIZATION (RTOP) - FY 2023
Lanes: *Exist.* 0 *Prop.* 0 *Length:* 0.00

Total Project Cost: $23,500,000
Total Project Authorizations: *$0*
Total Parcels: 0

Phase	*Fund*	*Year*	*Federal*	*State*	*Other*	*Total*
CST	STBG	2023	$4,700,000	$0	$0	$4,700,000
CST	NHPP	2023	$18,800,000	$0	$0	$18,800,000

Project: **0015330** *Type Work:* Signals
Descp: REGIONAL TRAFFIC SIGNAL OPTIMIZATION (RTOP) - FY 2024
Lanes: *Exist.* 0 *Prop.* 0 *Length:* 0.00

Total Project Cost: $23,500,000
Total Project Authorizations: *$0*
Total Parcels: 0

Phase	*Fund*	*Year*	*Federal*	*State*	*Other*	*Total*
CST	STBG	2024	$4,700,000	$0	$0	$4,700,000
CST	NHPP	2024	$18,800,000	$0	$0	$18,800,000

Project: **0015480** *Type Work:* Misc. Improvements
Descp: DEBT SERVICE FOR GARVEE-1 TO PAY BACK MMIP BONDS-PI# 0001758
Lanes: *Exist.* 0 *Prop.* 0 *Length:* 0.00

Total Project Cost: $80,371,980
Total Project Authorizations: *$22,240,080*
Total Parcels: 0

Phase	*Fund*	*Year*	*Federal*	*State*	*Other*	*Total*
ROW	*NHPP*	*2018*	*$5,813,200*	*$1,453,300*	*$0*	*$7,266,500*
ROW	*NHPP*	*2018*	*$4,842,667*	*$1,210,667*	*$0*	*$6,053,334*
ROW	*NHPP*	*2019*	*$5,814,600*	*$1,453,650*	*$0*	*$7,268,250*
ROW	*NHPP*	*2020*	*$1,321,597*	*$330,399*	*$0*	*$1,651,996*
ROW	NHPP	2021	$5,815,040	$1,453,760	$0	$7,268,800
ROW	NHPP	2022	$5,809,840	$1,452,460	$0	$7,262,300
ROW	NHPP	2023	$5,815,040	$1,453,760	$0	$7,268,800
ROW	NHPP	2024	$5,814,400	$1,453,600	$0	$7,268,000
ROW	NHPP	After 2024	$5,814,600	$1,453,650	$0	$7,268,250
ROW	NHPP	After 2024	$5,811,400	$1,452,850	$0	$7,264,250
ROW	NHPP	After 2024	$5,812,400	$1,453,100	$0	$7,265,500
ROW	NHPP	After 2024	$5,812,800	$1,453,200	$0	$7,266,000

Project: **0015494** *Type Work:* Misc. Improvements
Descp: LUMP SUM TRANSPORTATION ALTERNATIVES (TAP 5K-200K) - 2021
Lanes: *Exist.* 0 *Prop.* 0 *Length:* 0.00

Total Project Cost: $3,600,000
Total Project Authorizations: *$0*
Total Parcels: 0

Phase	*Fund*	*Year*	*Federal*	*State*	*Other*	*Total*
ALL	TAP	2021	$2,880,000	$0	$720,000	$3,600,000

Project: **0015495** *Type Work:* Pavement Rehab
Descp: LUMP SUM MAINTENANCE FOR ANY AREA - 2021
Lanes: *Exist.* 0 *Prop.* 0 *Length:* 0.00

Total Project Cost: $230,000,000
Total Project Authorizations: *$0*
Total Parcels: 0

Phase	*Fund*	*Year*	*Federal*	*State*	*Other*	*Total*
ALL	STBG	2021	$14,400,000	$3,600,000	$0	$18,000,000
ALL	STBG	2021	$49,600,000	$12,400,000	$0	$62,000,000
ALL	STBG	2021	$28,800,000	$7,200,000	$0	$36,000,000
ALL	STBG	2021	$1,600,000	$400,000	$0	$2,000,000
ALL	NHPP	2021	$89,600,000	$22,400,000	$0	$112,000,000

Project: **0015498** *Type Work:* Bridges
Descp: LUMP SUM BRIDGE MAINTENANCE/PAINTING - 2021
Lanes: *Exist.* 0 *Prop.* 0 *Length:* 0.00

Total Project Cost: $10,000,000
Total Project Authorizations: *$0*
Total Parcels: 0

Phase	*Fund*	*Year*	*Federal*	*State*	*Other*	*Total*
ALL	STBG	2021	$8,000,000	$2,000,000	$0	$10,000,000

Project: **0015499** *Type Work:* Bridges
Descp: LUMP SUM INTERSTATE BRIDGE PAINTING/MAINTENANCE - 2021
Lanes: *Exist.* 0 *Prop.* 0 *Length:* 0.00

Total Project Cost: $20,000,000
Total Project Authorizations: *$0*
Total Parcels: 0

Phase	*Fund*	*Year*	*Federal*	*State*	*Other*	*Total*
ALL	NHPP	2021	$18,000,000	$2,000,000	$0	$20,000,000

Project: **0015500** *Type Work:* Lighting
Descp: LUMP SUM INTERCHANGE/ROADWAY LIGHTING - 2021
Lanes: *Exist.* 0 *Prop.* 0 *Length:* 0.00

Total Project Cost: $1,000,000
Total Project Authorizations: *$0*
Total Parcels: 0

Phase	*Fund*	*Year*	*Federal*	*State*	*Other*	*Total*
ALL	NHPP	2021	$800,000	$200,000	$0	$1,000,000

Project: **0015501** *Type Work:* Railroad Crossing
Descp: LUMP SUM RAILROAD CROSSING HAZARD ELIMI
2021
Lanes: *Exist.* 0 *Prop.* 0 *Length:*

Phase	*Fund*	*Year*	*Federal*	*State*	*Other*	*Total*
ALL	HSIP	2021	$5,625,000	$625,000	$0	$6,250,000

Total Project Cost: $6,250,000
Total Project Authorizations: *$0*
Total Parcels: 0

Project: **0015502** *Type Work:* Railroad Crossing
Descp: LUMP SUM RRX PROTECTION DEVICE - 2021
Lanes: *Exist.* 0 *Prop.* 0 *Length:* 0.00

Phase	*Fund*	*Year*	*Federal*	*State*	*Other*	*Total*
ALL	HSIP	2021	$4,725,000	$525,000	$0	$5,250,000

Total Project Cost: $5,250,000
Total Project Authorizations: *$0*
Total Parcels: 0

Project: **0015503** *Type Work:* Rights-Of-Way
Descp: LUMP SUM RIGHTS OF WAY PROTECTIVE BUYING - 2021
Lanes: *Exist.* 0 *Prop.* 0 *Length:* 0.00

Phase	*Fund*	*Year*	*Federal*	*State*	*Other*	*Total*
ALL	STBG	2021	$1,200,000	$300,000	$0	$1,500,000

Total Project Cost: $1,500,000
Total Project Authorizations: *$0*
Total Parcels: 0

Project: **0015504** *Type Work:* Intersection Improvement
Descp: LUMP SUM ROADWAY SAFETY FUNDS - 2021
Lanes: *Exist.* 0 *Prop.* 0 *Length:* 0.00

Phase	*Fund*	*Year*	*Federal*	*State*	*Other*	*Total*
ALL	HSIP	2021	$90,000,000	$10,000,000	$0	$100,000,000

Total Project Cost: $100,000,000
Total Project Authorizations: *$0*
Total Parcels: 0

Project: **0015505** *Type Work:* Operational Improvement
Descp: LUMP SUM OPERATIONS FOR ANY AREA - 2021
Lanes: *Exist.* 0 *Prop.* 0 *Length:* 0.00

Phase	*Fund*	*Year*	*Federal*	*State*	*Other*	*Total*
ALL	STBG	2021	$9,600,000	$2,400,000	$0	$12,000,000

Total Project Cost: $12,000,000
Total Project Authorizations: *$0*
Total Parcels: 0

Project: **0015506** *Type Work:* Signals
Descp: LUMP SUM TRAF CONTROL DEVICES; UPGRADES&MAINT
ANY AREA-2021
Lanes: *Exist.* 0 *Prop.* 0 *Length:* 0.00

Phase	*Fund*	*Year*	*Federal*	*State*	*Other*	*Total*
ALL	STBG	2021	$24,000,000	$6,000,000	$0	$30,000,000

Total Project Cost: $30,000,000
Total Project Authorizations: *$0*
Total Parcels: 0

Project: **0015508** *Type Work:* Bridge Rehab
Descp: LUMP SUM LOW IMPACT BRIDGES - 2021
Lanes: *Exist.* 0 *Prop.* 0 *Length:* 0.00

Phase	*Fund*	*Year*	*Federal*	*State*	*Other*	*Total*
ALL	STBG	2021	$16,800,000	$4,200,000	$0	$21,000,000

Total Project Cost: $21,000,000

Total Project Authorizations: *$0*
Total Parcels: 0

Project: **0015509** *Type Work:* Bicycle/Ped. Facility
Descp: RECREATIONAL TRAILS - 2021
Lanes: *Exist.* 0 *Prop.* 0 *Length:* 0.00

Total Project Cost: $1,250,000
Total Project Authorizations: *$0*
Total Parcels: 0

Phase	*Fund*	*Year*	*Federal*	*State*	*Other*	*Total*
CST	Trails	2021	$1,000,000	$250,000	$0	$1,250,000

Project: **0015510** *Type Work:* Water Pollution Mitig.
Descp: LUMP SUM WETLAND MITIGATION SITE PURCHASE/RESTORATION - 2021
Lanes: *Exist.* 0 *Prop.* 0 *Length:* 0.00

Total Project Cost: $1,200,000
Total Project Authorizations: *$0*
Total Parcels: 0

Phase	*Fund*	*Year*	*Federal*	*State*	*Other*	*Total*
ALL	STBG	2021	$960,000	$240,000	$0	$1,200,000

Project: **0015569** *Type Work:* Preliminary Engineering
Descp: MMIP PROGRAMMATIC OVERSIGHT
Lanes: *Exist.* *Prop.* *Length:* 0.00

Total Project Cost: $609,210,000
Total Project Authorizations: *$215,410,000*
Total Parcels: 0

Phase	*Fund*	*Year*	*Federal*	*State*	*Other*	*Total*
PE	*State*	*2017*	*$0*	*$3,000,000*	*$0*	*$3,000,000*
PE	*NHPP*	*2018*	*$30,720,000*	*$7,680,000*	*$0*	*$38,400,000*
PE	*NHPP*	*2019*	*$31,617,671*	*$7,904,418*	*$0*	*$39,522,089*
PE	*NHPP*	*2020*	*$48,160,000*	*$12,040,000*	*$0*	*$60,200,000*
PE	*State*	*2021*	*$0*	*$59,000,000*	*$0*	*$59,000,000*
PE	NHPP	2022	$45,600,000	$11,400,000	$0	$57,000,000
PE	NHPP	2023	$45,440,000	$11,360,000	$0	$56,800,000
PE	NHPP	2024	$35,200,000	$8,800,000	$0	$44,000,000
PE	NHPP	After 2024	$32,800,000	$8,200,000	$0	$41,000,000
PE	NHPP	After 2024	$31,200,000	$7,800,000	$0	$39,000,000
PE	NHPP	After 2024	$16,000,000	$4,000,000	$0	$20,000,000
PE	NHPP	After 2024	$16,000,000	$4,000,000	$0	$20,000,000
PE	NHPP	After 2024	$16,000,000	$4,000,000	$0	$20,000,000
PE	NHPP	After 2024	$14,400,000	$3,600,000	$0	$18,000,000
PE	NHPP	After 2024	$12,800,000	$3,200,000	$0	$16,000,000
PE	NHPP	After 2024	$12,000,000	$3,000,000	$0	$15,000,000
SRTA	*State*	*2017*	*$0*	*$3,000,000*	*$0*	*$3,000,000*
SRTA	*NHPP*	*2019*	*$4,390,329*	*$1,097,582*	*$0*	*$5,487,911*
SRTA	*NHPP*	*2020*	*$5,440,000*	*$1,360,000*	*$0*	*$6,800,000*
SRTA	State	2021	$0	$5,000,000	$0	$5,000,000
SRTA	NHPP	2022	$4,800,000	$1,200,000	$0	$6,000,000
SRTA	NHPP	2023	$5,600,000	$1,400,000	$0	$7,000,000
SRTA	NHPP	2024	$8,800,000	$2,200,000	$0	$11,000,000
SRTA	NHPP	After 2024	$6,400,000	$1,600,000	$0	$8,000,000
SRTA	NHPP	After 2024	$3,200,000	$800,000	$0	$4,000,000
SRTA	NHPP	After 2024	$4,000,000	$1,000,000	$0	$5,000,000
SRTA	NHPP	After 2024	$800,000	$200,000	$0	$1,000,000

Project: **0015826** *Type Work:* Preliminary Engineering
Descp: FEDERAL FUNDED CONSULTANT CONTRACT BORROW/WASTE PIT-FY 2023
Lanes: *Exist.* 0 *Prop.* 0 *Length:* 0.00

Total Project Cost: $4,000,000
Total Project Authorizations: *$0*
Total Parcels: 0

Phase	*Fund*	*Year*	*Federal*	*State*	*Other*	*Total*
PE	STBG	2023	$3,200,000	$800,000	$0	$4,000,000

Project: **0015891** *Type Work:* Misc. Improvements
Descp: LUMP SUM TRANSPORTATION ALTERNATIVES (TAP 5K-200K) - 2022
Lanes: *Exist.* 0 *Prop.* 0 *Length:* 0.00

Total Project Cost: $3,600,000
Total Project Authorizations: *$0*
Total Parcels: 0

Phase	*Fund*	*Year*	*Federal*	*State*	*Other*	*Total*
ALL	TAP	2022	$2,880,000	$0	$720,000	$3,600,000

Project: **0015892** *Type Work:* Pavement Rehab
Descp: LUMP SUM MAINTENANCE FOR ANY AREA - 2022
Lanes: *Exist.* 0 *Prop.* 0 *Length:* 0.00

Total Project Cost: $230,000,000
Total Project Authorizations: *$0*
Total Parcels: 0

Phase	*Fund*	*Year*	*Federal*	*State*	*Other*	*Total*
ALL	STBG	2022	$14,400,000	$3,600,000	$0	$18,000,000
ALL	STBG	2022	$49,600,000	$12,400,000	$0	$62,000,000
ALL	STBG	2022	$1,600,000	$400,000	$0	$2,000,000
ALL	NHPP	2022	$89,600,000	$22,400,000	$0	$112,000,000
ALL	STBG	2022	$28,800,000	$7,200,000	$0	$36,000,000

Project: **0015895** *Type Work:* Bridges
Descp: LUMP SUM BRIDGE MAINTENANCE/PAINTING - 2022
Lanes: *Exist.* 0 *Prop.* 0 *Length:* 0.00

Total Project Cost: $10,000,000
Total Project Authorizations: *$0*
Total Parcels: 0

Phase	*Fund*	*Year*	*Federal*	*State*	*Other*	*Total*
ALL	STBG	2022	$8,000,000	$2,000,000	$0	$10,000,000

Project: **0015896** *Type Work:* Bridges
Descp: LUMP SUM INTERSTATE BRIDGE PAINTING/MAINTENANCE - 2022
Lanes: *Exist.* 0 *Prop.* 0 *Length:* 0.00

Total Project Cost: $20,000,000
Total Project Authorizations: *$0*
Total Parcels: 0

Phase	*Fund*	*Year*	*Federal*	*State*	*Other*	*Total*
ALL	NHPP	2022	$18,000,000	$2,000,000	$0	$20,000,000

Project: **0015897** *Type Work:* Lighting
Descp: LUMP SUM INTERCHANGE/ROADWAY LIGHTING - 2022
Lanes: *Exist.* 0 *Prop.* 0 *Length:* 0.00

Total Project Cost: $1,000,000
Total Project Authorizations: *$0*
Total Parcels: 0

Phase	*Fund*	*Year*	*Federal*	*State*	*Other*	*Total*
ALL	NHPP	2022	$800,000	$200,000	$0	$1,000,000

Project: **0015898** *Type Work:* Railroad Crossing

Phase	*Fund*	*Year*	*Federal*	*State*	*Other*	*Total*

Descp: LUMP SUM RAILROAD CROSSING HAZARD ELIMINATION - 2022
Lanes: *Exist.* 0 *Prop.* 0 *Length:* 0.00

Total Project Cost: $6,250,000
Total Project Authorizations: *$0*
Total Parcels: 0

ALL	HSIP	2022	$5,625,000	$625,000	$0	$6,250,000

Project: **0015899** *Type Work:* Railroad Crossing
Descp: LUMP SUM RRX PROTECTION DEVICE - 2022
Lanes: *Exist.* 0 *Prop.* 0 *Length:* 0.00

Total Project Cost: $5,250,000
Total Project Authorizations: *$0*
Total Parcels: 0

Phase	*Fund*	*Year*	*Federal*	*State*	*Other*	*Total*
ALL	HSIP	2022	$4,725,000	$525,000	$0	$5,250,000

Project: **0015900** *Type Work:* Rights-Of-Way
Descp: LUMP SUM RIGHTS OF WAY PROTECTIVE BUYING - 2022
Lanes: *Exist.* 0 *Prop.* 0 *Length:* 0.00

Total Project Cost: $1,500,000
Total Project Authorizations: *$0*
Total Parcels: 0

Phase	*Fund*	*Year*	*Federal*	*State*	*Other*	*Total*
ALL	STBG	2022	$1,200,000	$300,000	$0	$1,500,000

Project: **0015901** *Type Work:* Intersection Improvement
Descp: LUMP SUM ROADWAY SAFETY FUNDS - 2022
Lanes: *Exist.* 0 *Prop.* 0 *Length:* 0.00

Total Project Cost: $100,000,000
Total Project Authorizations: *$0*
Total Parcels: 0

Phase	*Fund*	*Year*	*Federal*	*State*	*Other*	*Total*
ALL	HSIP	2022	$90,000,000	$10,000,000	$0	$100,000,000

Project: **0015902** *Type Work:* Operational Improvement
Descp: LUMP SUM OPERATIONS FOR ANY AREA - 2022
Lanes: *Exist.* 0 *Prop.* 0 *Length:* 0.00

Total Project Cost: $12,000,000
Total Project Authorizations: *$0*
Total Parcels: 0

Phase	*Fund*	*Year*	*Federal*	*State*	*Other*	*Total*
ALL	STBG	2022	$9,600,000	$2,400,000	$0	$12,000,000

Project: **0015903** *Type Work:* Signals
Descp: LUMP SUM TRAF CONTROL DEVICES; UPGRADES&MAINT ANY AREA-2022
Lanes: *Exist.* 0 *Prop.* 0 *Length:* 0.00

Total Project Cost: $30,000,000
Total Project Authorizations: *$0*
Total Parcels: 0

Phase	*Fund*	*Year*	*Federal*	*State*	*Other*	*Total*
ALL	STBG	2022	$24,000,000	$6,000,000	$0	$30,000,000

Project: **0015905** *Type Work:* Bridge Rehab
Descp: LUMP SUM LOW IMPACT BRIDGES - 2022
Lanes: *Exist.* 0 *Prop.* 0 *Length:* 0.00

Total Project Cost: $21,000,000
Total Project Authorizations: *$0*

Phase	*Fund*	*Year*	*Federal*	*State*	*Other*	*Total*
ALL	STBG	2022	$16,800,000	$4,200,000	$0	$21,000,000

Total Parcels: 0

Project: **0015906** *Type Work:* Bicycle/Ped. Facility
Descp: RECREATIONAL TRAILS - 2022
Lanes: *Exist.* 0 *Prop.* 0 *Length:* 0.00

Total Project Cost: $1,250,000
Total Project Authorizations: *$0*
Total Parcels: 0

Phase	Fund	Year	Federal	State	Other	Total
CST	Trails	2022	$1,000,000	$250,000	$0	$1,250,000

Project: **0015907** *Type Work:* Water Pollution Mitig.
Descp: LUMP SUM WETLAND MITIGATION SITE PURCHASE/RESTORATION - 2022
Lanes: *Exist.* 0 *Prop.* 0 *Length:* 0.00

Total Project Cost: $1,200,000
Total Project Authorizations: *$0*
Total Parcels: 0

Phase	Fund	Year	Federal	State	Other	Total
ALL	STBG	2022	$960,000	$240,000	$0	$1,200,000

Project: **0016099** *Type Work:* Misc. Improvements
Descp: LUMP SUM TRANSPORTATION ALTERNATIVES (TAP <5K) - 2021
Lanes: *Exist.* 0 *Prop.* 0 *Length:* 0.00

Total Project Cost: $3,600,000
Total Project Authorizations: *$0*
Total Parcels: 0

Phase	Fund	Year	Federal	State	Other	Total
ALL	TAP	2021	$2,880,000	$0	$720,000	$3,600,000

Project: **0016100** *Type Work:* Misc. Improvements
Descp: LUMP SUM TRANSPORTATION ALTERNATIVES (TAP <5K) - 2022
Lanes: *Exist.* 0 *Prop.* 0 *Length:* 0.00

Total Project Cost: $3,600,000
Total Project Authorizations: *$0*
Total Parcels: 0

Phase	Fund	Year	Federal	State	Other	Total
ALL	TAP	2022	$2,880,000	$0	$720,000	$3,600,000

Project: **0016478** *Type Work:* Misc. Improvements
Descp: LUMP SUM TRANSPORTATION ALTERNATIVES (TAP <5K) - 2023
Lanes: *Exist.* 0 *Prop.* 0 *Length:* 0.00

Total Project Cost: $3,600,000
Total Project Authorizations: *$0*
Total Parcels: 0

Phase	Fund	Year	Federal	State	Other	Total
ALL	TAP	2023	$2,880,000	$0	$720,000	$3,600,000

Project: **0016479** *Type Work:* Misc. Improvements
Descp: LUMP SUM TRANSPORTATION ALTERNATIVES (TAP 5K-200K) - 2023
Lanes: *Exist.* 0 *Prop.* 0 *Length:* 0.00

Total Project Cost: $3,600,000
Total Project Authorizations: *$0*
Total Parcels: 0

Phase	Fund	Year	Federal	State	Other	Total
ALL	TAP	2023	$2,880,000	$0	$720,000	$3,600,000

Project: **0016480** *Type Work:* Pavement Rehab
Descp: LUMP SUM MAINTENANCE FOR ANY AREA - 2023
Lanes: *Exist.* 0 *Prop.* 0 *Length:* 0.00

Total Project Cost: $230,000,000
Total Project Authorizations: *$0*
Total Parcels: 0

Phase	*Fund*	*Year*	*Federal*	*State*	*Other*	*Total*
ALL	STBG	2023	$1,600,000	$400,000	$0	$2,000,000
ALL	STBG	2023	$28,800,000	$7,200,000	$0	$36,000,000
ALL	STBG	2023	$49,600,000	$12,400,000	$0	$62,000,000
ALL	STBG	2023	$14,400,000	$3,600,000	$0	$18,000,000
ALL	NHPP	2023	$89,600,000	$22,400,000	$0	$112,000,000

Project: **0016483** *Type Work:* Bridges
Descp: LUMP SUM BRIDGE MAINTENANCE/PAINTING - 2023
Lanes: *Exist.* 0 *Prop.* 0 *Length:* 0.00

Total Project Cost: $10,000,000
Total Project Authorizations: *$0*
Total Parcels: 0

Phase	*Fund*	*Year*	*Federal*	*State*	*Other*	*Total*
ALL	STBG	2023	$8,000,000	$2,000,000	$0	$10,000,000

Project: **0016484** *Type Work:* Bridges
Descp: LUMP SUM INTERSTATE BRIDGE PAINTING/MAINTENANCE - 2023
Lanes: *Exist.* 0 *Prop.* 0 *Length:* 0.00

Total Project Cost: $20,000,000
Total Project Authorizations: *$0*
Total Parcels: 0

Phase	*Fund*	*Year*	*Federal*	*State*	*Other*	*Total*
ALL	NHPP	2023	$18,000,000	$2,000,000	$0	$20,000,000

Project: **0016485** *Type Work:* Lighting
Descp: LUMP SUM INTERCHANGE/ROADWAY LIGHTING - 2023
Lanes: *Exist.* 0 *Prop.* 0 *Length:* 0.00

Total Project Cost: $1,000,000
Total Project Authorizations: *$0*
Total Parcels: 0

Phase	*Fund*	*Year*	*Federal*	*State*	*Other*	*Total*
ALL	NHPP	2023	$800,000	$200,000	$0	$1,000,000

Project: **0016486** *Type Work:* Railroad Crossing
Descp: LUMP SUM RAILROAD CROSSING HAZARD ELIMINATION - 2023
Lanes: *Exist.* 0 *Prop.* 0 *Length:* 0.00

Total Project Cost: $6,250,000
Total Project Authorizations: *$0*
Total Parcels: 0

Phase	*Fund*	*Year*	*Federal*	*State*	*Other*	*Total*
ALL	HSIP	2023	$5,625,000	$625,000	$0	$6,250,000

Project: **0016487** *Type Work:* Railroad Crossing
Descp: LUMP SUM RRX PROTECTION DEVICE - 2023
Lanes: *Exist.* 0 *Prop.* 0 *Length:* 0.00

Total Project Cost: $5,250,000
Total Project Authorizations: *$0*
Total Parcels: 0

Phase	*Fund*	*Year*	*Federal*	*State*	*Other*	*Total*
ALL	HSIP	2023	$4,725,000	$525,000	$0	$5,250,000

Project: **0016488** *Type Work:* Rights-Of-Way
Descp: LUMP SUM RIGHTS OF WAY PROTECTIVE BUYING - 2023
Lanes: *Exist.* 0 *Prop.* 0 *Length:* 0.00

Total Project Cost: $1,500,000
Total Project Authorizations: *$0*
Total Parcels: 0

Phase	Fund	Year	Federal	State	Other	Total
ALL	STBG	2023	$1,200,000	$300,000	$0	$1,500,000

Project: **0016489** *Type Work:* Intersection Improvement
Descp: LUMP SUM ROADWAY SAFETY FUNDS - 2023
Lanes: *Exist.* 0 *Prop.* 0 *Length:* 0.00

Total Project Cost: $100,000,000
Total Project Authorizations: *$0*
Total Parcels: 0

Phase	Fund	Year	Federal	State	Other	Total
ALL	HSIP	2023	$90,000,000	$10,000,000	$0	$100,000,000

Project: **0016490** *Type Work:* Operational Improvement
Descp: LUMP SUM OPERATIONS FOR ANY AREA - 2023
Lanes: *Exist.* 0 *Prop.* 0 *Length:* 0.00

Total Project Cost: $12,000,000
Total Project Authorizations: *$0*
Total Parcels: 0

Phase	Fund	Year	Federal	State	Other	Total
ALL	STBG	2023	$9,600,000	$2,400,000	$0	$12,000,000

Project: **0016491** *Type Work:* Signals
Descp: LUMP SUM TRAF CONTROL DEVICES; UPGRADES&MAINT ANY AREA-2023
Lanes: *Exist.* 0 *Prop.* 0 *Length:* 0.00

Total Project Cost: $30,000,000
Total Project Authorizations: *$0*
Total Parcels: 0

Phase	Fund	Year	Federal	State	Other	Total
ALL	STBG	2023	$24,000,000	$6,000,000	$0	$30,000,000

Project: **0016492** *Type Work:* Bridge Rehab
Descp: LUMP SUM LOW IMPACT BRIDGES - 2023
Lanes: *Exist.* 0 *Prop.* 0 *Length:* 0.00

Total Project Cost: $21,000,000
Total Project Authorizations: *$0*
Total Parcels: 0

Phase	Fund	Year	Federal	State	Other	Total
ALL	STBG	2023	$16,800,000	$4,200,000	$0	$21,000,000

Project: **0016493** *Type Work:* Bicycle/Ped. Facility
Descp: RECREATIONAL TRAILS - 2023
Lanes: *Exist.* 0 *Prop.* 0 *Length:* 0.00

Total Project Cost: $1,250,000
Total Project Authorizations: *$0*
Total Parcels: 0

Phase	Fund	Year	Federal	State	Other	Total
CST	Trails	2023	$1,000,000	$250,000	$0	$1,250,000

Project: **0016494** *Type Work:* Water Pollution Mitig.
Descp: LUMP SUM WETLAND MITIGATION SITE PURCHASE/RESTORATION - 2023
Lanes: *Exist.* 0 *Prop.* 0 *Length:* 0.00

Total Project Cost: $1,200,000
Total Project Authorizations: *$0*
Total Parcels: 0

Phase	Fund	Year	Federal	State	Other	Total
ALL	STBG	2023	$960,000	$240,000	$0	$1,200,000

Project: **0016656** *Type Work:* Misc. Improvements
Descp: LUMP SUM TRANSPORTATION ALTERNATIVES (TAP <5K) - 2024
Lanes: *Exist.* 0 *Prop.* 0 *Length:* 0.00

Total Project Cost: $3,600,000
Total Project Authorizations: *$0*
Total Parcels: 0

Phase	*Fund*	*Year*	*Federal*	*State*	*Other*	*Total*
ALL	TAP	2024	$2,880,000	$0	$720,000	$3,600,000

Project: **0016662** *Type Work:* Misc. Improvements
Descp: LUMP SUM TRANSPORTATION ALTERNATIVES (TAP 5K-200K) - 2024
Lanes: *Exist.* 0 *Prop.* 0 *Length:* 0.00

Total Project Cost: $3,600,000
Total Project Authorizations: *$0*
Total Parcels: 0

Phase	*Fund*	*Year*	*Federal*	*State*	*Other*	*Total*
ALL	TAP	2024	$2,880,000	$0	$720,000	$3,600,000

Project: **0016668** *Type Work:* Pavement Rehab
Descp: LUMP SUM MAINTENANCE FOR ANY AREA - 2024
Lanes: *Exist.* 0 *Prop.* 0 *Length:* 0.00

Total Project Cost: $230,000,000
Total Project Authorizations: *$0*
Total Parcels: 0

Phase	*Fund*	*Year*	*Federal*	*State*	*Other*	*Total*
ALL	STBG	2024	$49,600,000	$12,400,000	$0	$62,000,000
ALL	STBG	2024	$28,800,000	$7,200,000	$0	$36,000,000
ALL	NHPP	2024	$89,600,000	$22,400,000	$0	$112,000,000
ALL	STBG	2024	$14,400,000	$3,600,000	$0	$18,000,000
ALL	STBG	2024	$1,600,000	$400,000	$0	$2,000,000

Project: **0016686** *Type Work:* Bridges
Descp: LUMP SUM BRIDGE MAINTENANCE/PAINTING - 2024
Lanes: *Exist.* 0 *Prop.* 0 *Length:* 0.00

Total Project Cost: $10,000,000
Total Project Authorizations: *$0*
Total Parcels: 0

Phase	*Fund*	*Year*	*Federal*	*State*	*Other*	*Total*
ALL	STBG	2024	$8,000,000	$2,000,000	$0	$10,000,000

Project: **0016692** *Type Work:* Bridges
Descp: LUMP SUM INTERSTATE BRIDGE PAINTING/MAINTENANCE - 2024
Lanes: *Exist.* 0 *Prop.* 0 *Length:* 0.00

Total Project Cost: $20,000,000
Total Project Authorizations: *$0*
Total Parcels: 0

Phase	*Fund*	*Year*	*Federal*	*State*	*Other*	*Total*
ALL	NHPP	2024	$18,000,000	$2,000,000	$0	$20,000,000

Project: **0016698** *Type Work:* Lighting
Descp: LUMP SUM INTERCHANGE/ROADWAY LIGHTING - 2024
Lanes: *Exist.* 0 *Prop.* 0 *Length:* 0.00

Total Project Cost: $1,000,000
Total Project Authorizations: *$0*
Total Parcels: 0

Phase	*Fund*	*Year*	*Federal*	*State*	*Other*	*Total*
ALL	NHPP	2024	$800,000	$200,000	$0	$1,000,000

Project: **0016704** *Type Work:* Railroad Crossing
Descp: LUMP SUM RAILROAD CROSSING HAZARD ELIMINATION - 2024
Lanes: *Exist.* 0 *Prop.* 0 *Length:* 0.00

Total Project Cost: $6,250,000
Total Project Authorizations: *$0*
Total Parcels: 0

Phase	*Fund*	*Year*	*Federal*	*State*	*Other*	*Total*
ALL	HSIP	2024	$5,625,000	$625,000	$0	$6,250,000

Project: **0016710** *Type Work:* Railroad Crossing
Descp: LUMP SUM RRX PROTECTION DEVICE - 2024
Lanes: *Exist.* 0 *Prop.* 0 *Length:* 0.00

Total Project Cost: $5,250,000
Total Project Authorizations: *$0*
Total Parcels: 0

Phase	Fund	Year	Federal	State	Other	Total
ALL	HSIP	2024	$4,725,000	$525,000	$0	$5,250,000

Project: **0016716** *Type Work:* Rights-Of-Way
Descp: LUMP SUM RIGHTS OF WAY PROTECTIVE BUYING - 2024
Lanes: *Exist.* 0 *Prop.* 0 *Length:* 0.00

Total Project Cost: $1,500,000
Total Project Authorizations: *$0*
Total Parcels: 0

Phase	Fund	Year	Federal	State	Other	Total
ALL	STBG	2024	$1,200,000	$300,000	$0	$1,500,000

Project: **0016722** *Type Work:* Intersection Improvement
Descp: LUMP SUM ROADWAY SAFETY FUNDS - 2024
Lanes: *Exist.* 0 *Prop.* 0 *Length:* 0.00

Total Project Cost: $100,000,000
Total Project Authorizations: *$0*
Total Parcels: 0

Phase	Fund	Year	Federal	State	Other	Total
ALL	HSIP	2024	$90,000,000	$10,000,000	$0	$100,000,000

Project: **0016728** *Type Work:* Operational Improvement
Descp: LUMP SUM OPERATIONS FOR ANY AREA - 2024
Lanes: *Exist.* 0 *Prop.* 0 *Length:* 0.00

Total Project Cost: $12,000,000
Total Project Authorizations: *$0*
Total Parcels: 0

Phase	Fund	Year	Federal	State	Other	Total
ALL	STBG	2024	$9,600,000	$2,400,000	$0	$12,000,000

Project: **0016734** *Type Work:* Signals
Descp: LUMP SUM TRAF CONTROL DEVICES; UPGRADES&MAINT ANY AREA-2024
Lanes: *Exist.* 0 *Prop.* 0 *Length:* 0.00

Total Project Cost: $30,000,000
Total Project Authorizations: *$0*
Total Parcels: 0

Phase	Fund	Year	Federal	State	Other	Total
ALL	STBG	2024	$24,000,000	$6,000,000	$0	$30,000,000

Project: **0016740** *Type Work:* Bridge Rehab
Descp: LUMP SUM LOW IMPACT BRIDGES - 2024
Lanes: *Exist.* 0 *Prop.* 0 *Length:* 0.00

Total Project Cost: $21,000,000
Total Project Authorizations: *$0*
Total Parcels: 0

Phase	Fund	Year	Federal	State	Other	Total
ALL	STBG	2024	$16,800,000	$4,200,000	$0	$21,000,000

Project: **0016746** *Type Work:* Bicycle/Ped. Facility
Descp: RECREATIONAL TRAILS - 2024
Lanes: *Exist.* 0 *Prop.* 0 *Length:* 0.00

Total Project Cost: $1,250,000
Total Project Authorizations: *$0*
Total Parcels: 0

Phase	Fund	Year	Federal	State	Other	Total
CST	Trails	2024	$1,000,000	$250,000	$0	$1,250,000

Project: **0016752** *Type Work:* Water Pollution Mitig.
Descp: LUMP SUM WETLAND MITIGATION SITE PURCHASE/RESTORATION - 2024
Lanes: *Exist.* 0 *Prop.* 0 *Length:* 0.00

Total Project Cost: $1,200,000
Total Project Authorizations: *$0*
Total Parcels: 0

Phase	*Fund*	*Year*	*Federal*	*State*	*Other*	*Total*
ALL	STBG	2024	$960,000	$240,000	$0	$1,200,000

Project: **0017041** *Type Work:* Preliminary Engineering
Descp: PROJECT REVIEW; ESTIMATING & CONSULTANT SERVICES - FY 2022
Lanes: *Exist.* 0 *Prop.* 0 *Length:* 0.00

Total Project Cost: $1,000,000
Total Project Authorizations: *$0*
Total Parcels: 0

Phase	*Fund*	*Year*	*Federal*	*State*	*Other*	*Total*
PE	STBG	2022	$800,000	$200,000	$0	$1,000,000

Project: **0017042** *Type Work:* Preliminary Engineering
Descp: PROJECT REVIEW; ESTIMATING & CONSULTANT SERVICES - FY 2024
Lanes: *Exist.* 0 *Prop.* 0 *Length:* 0.00

Total Project Cost: $1,000,000
Total Project Authorizations: *$0*
Total Parcels: 0

Phase	*Fund*	*Year*	*Federal*	*State*	*Other*	*Total*
PE	STBG	2024	$800,000	$200,000	$0	$1,000,000

Project: **0017131** *Type Work:* Misc. Improvements
Descp: DEBT SERVICE FOR GARVEE-2 TO PAY BACK MMIP BONDS
Lanes: *Exist.* *Prop.* *Length:* 0.00

Total Project Cost: $652,381,062
Total Project Authorizations: *$0*
Total Parcels: 0

Phase	*Fund*	*Year*	*Federal*	*State*	*Other*	*Total*
ROW	NHPP	2021	$86,987,050	$21,746,762	$0	$108,733,812
ROW	NHPP	2022	$43,491,600	$10,872,900	$0	$54,364,500
ROW	NHPP	2023	$43,492,600	$10,873,150	$0	$54,365,750
ROW	NHPP	2024	$43,494,800	$10,873,700	$0	$54,368,500
ROW	NHPP	After 2024	$43,490,800	$10,872,700	$0	$54,363,500
ROW	NHPP	After 2024	$43,489,400	$10,872,350	$0	$54,361,750
ROW	NHPP	After 2024	$43,490,800	$10,872,700	$0	$54,363,500
ROW	NHPP	After 2024	$43,491,000	$10,872,750	$0	$54,363,750
ROW	NHPP	After 2024	$43,490,000	$10,872,500	$0	$54,362,500
ROW	NHPP	After 2024	$43,491,600	$10,872,900	$0	$54,364,500
ROW	NHPP	After 2024	$43,495,200	$10,873,800	$0	$54,369,000

Project: **0017245** *Type Work:* Misc. Improvements
Descp: LUMP SUM TRANSPORTATION ENHANCEMENT (TE) PROJECTS - 2021
Lanes: *Exist.* 0 *Prop.* 0 *Length:* 0.00

Total Project Cost: $8,772,798
Total Project Authorizations: *$0*
Total Parcels: 0

Phase	*Fund*	*Year*	*Federal*	*State*	*Other*	*Total*
ALL	Enhance	2021	$7,018,238	$0	$1,754,560	$8,772,798

Project: **0017411** *Type Work:* ITS
Descp: I-95 FM FLORIDA STATE LINE TO S CAROLINA STATE LINE-ITS EXP
Lanes: *Exist.* 6 *Prop.* 6 *Length:* 0.00

Total Project Cost: $36,250,000
Total Project Authorizations: *$0*
Total Parcels: 0

Phase	*Fund*	*Year*	*Federal*	*State*	*Other*	*Total*
PE	NHPP	2021	$600,000	$150,000	$0	$750,000
CST	NHPP	2023	$28,400,000	$7,100,000	$0	$35,500,000

Project: **0017412** *Type Work:* Signals
Descp: ATLANTA REGIONAL CONNECTED VEHICLE PROGRAM - FY 2021
Lanes: *Exist.* 0 *Prop.* 0 *Length:* 0.00

Total Project Cost: $5,000,000
Total Project Authorizations: *$0*
Total Parcels: 0

Phase	Fund	Year	Federal	State	Other	Total
CST	CMAQ	2021	$2,785,415	$0	$696,354	$3,481,769
CST	STBG	2021	$1,214,585	$0	$303,646	$1,518,231

Project: **0017755** *Type Work:* Preliminary Engineering
Descp: SOUTHERN REGION HIGHWAY USE TAX EVASION GRANT
Lanes: *Exist.* 0 *Prop.* 0 *Length:* 0.00

Total Project Cost: $40,000
Total Project Authorizations: *$0*
Total Parcels: 0

Phase	Fund	Year	Federal	State	Other	Total
PE	Other Funds	2021	$40,000	$0	$0	$40,000

Project: **0017790** *Type Work:* Misc. Improvements
Descp: LUMP SUM FREIGHT OPERATIONS - FY 2022
Lanes: *Exist.* 0 *Prop.* 0 *Length:* 0.00

Total Project Cost: $5,000,000
Total Project Authorizations: *$0*
Total Parcels: 0

Phase	Fund	Year	Federal	State	Other	Total
ALL	STBG	2022	$4,000,000	$1,000,000	$0	$5,000,000

Project: **0017791** *Type Work:* Misc. Improvements
Descp: LUMP SUM FREIGHT OPERATIONS - FY 2023
Lanes: *Exist.* 0 *Prop.* 0 *Length:* 0.00

Total Project Cost: $10,000,000
Total Project Authorizations: *$0*
Total Parcels: 0

Phase	Fund	Year	Federal	State	Other	Total
ALL	STBG	2023	$8,000,000	$2,000,000	$0	$10,000,000

Project: **0017792** *Type Work:* Misc. Improvements
Descp: LUMP SUM FREIGHT OPERATIONS - FY 2024
Lanes: *Exist.* 0 *Prop.* 0 *Length:* 0.00

Total Project Cost: $10,000,000
Total Project Authorizations: *$0*
Total Parcels: 0

Phase	Fund	Year	Federal	State	Other	Total
ALL	STBG	2024	$8,000,000	$2,000,000	$0	$10,000,000

Project: **0017793** *Type Work:* Misc. Improvements
Descp: LUMP SUM RURAL DEVELOPMENT - FY 2022
Lanes: *Exist.* 0 *Prop.* 0 *Length:* 0.00

Total Project Cost: $5,000,000
Total Project Authorizations: *$0*
Total Parcels: 0

Phase	Fund	Year	Federal	State	Other	Total
ALL	STBG	2022	$4,000,000	$1,000,000	$0	$5,000,000

Project: **0017794** *Type Work:* Misc. Improvements
Descp: LUMP SUM RURAL DEVELOPMENT - FY 2023
Lanes: *Exist.* 0 *Prop.* 0 *Length:* 0.00

Total Project Cost: $10,000,000
Total Project Authorizations: *$0*
Total Parcels: 0

Phase	Fund	Year	Federal	State	Other	Total
ALL	STBG	2023	$8,000,000	$2,000,000	$0	$10,000,000

Project: **0017795** *Type Work:* Misc. Improvements
Descp: LUMP SUM RURAL DEVELOPMENT - FY 2024
Lanes: *Exist.* 0 *Prop.* 0 *Length:* 0.00

Phase	*Fund*	*Year*	*Federal*	*State*	*Other*	*Total*
ALL	STBG	2024	$8,000,000	$2,000,000	$0	$10,000,000

Total Project Cost: $10,000,000
Total Project Authorizations: *$0*
Total Parcels: 0

Project: **T006530** *Type Work:* Intermodal
Descp: FY 2021-DEPARTMENT OF HUMAN SERVICES.DIST 1.SEC.5310 PROGRAM
Lanes: *Exist.* *Prop.* *Length:* 0.00

Phase	*Fund*	*Year*	*Federal*	*State*	*Other*	*Total*
CAP	Transit	2021	$393,810	$0	$98,452	$492,262

Total Project Cost: $492,262
Total Project Authorizations: *$0*
Total Parcels: 0

Project: **T006531** *Type Work:* Intermodal
Descp: FY 2021-DEPARTMENT OF HUMAN SERVICES.DIST 2.SEC.5310 PROGRAM
Lanes: *Exist.* *Prop.* *Length:* 0.00

Phase	*Fund*	*Year*	*Federal*	*State*	*Other*	*Total*
CAP	Transit	2021	$235,381	$0	$58,845	$294,226

Total Project Cost: $294,226
Total Project Authorizations: *$0*
Total Parcels: 0

Project: **T006533** *Type Work:* Intermodal
Descp: FY 2021-DEPARTMENT OF HUMAN SERVICES.DIST 3.SEC.5310 PROGRAM
Lanes: *Exist.* *Prop.* *Length:*

Phase	*Fund*	*Year*	*Federal*	*State*	*Other*	*Total*
CAP	Transit	2021	$1,240,274	$0	$310,069	$1,550,343

Total Project Cost: $1,550,343
Total Project Authorizations: *$0*
Total Parcels: 0

Project: **T006535** *Type Work:* Intermodal
Descp: FY 2021-DEPARTMENT OF HUMAN SERVICES.DIST 4.SEC.5310 PROGRAM
Lanes: *Exist.* *Prop.* *Length:* 0.00

Phase	*Fund*	*Year*	*Federal*	*State*	*Other*	*Total*
CAP	Transit	2021	$239,907	$0	$59,977	$299,884

Total Project Cost: $299,884
Total Project Authorizations: *$0*
Total Parcels: 0

Project: **T006537** *Type Work:* Intermodal
Descp: FY 2021-DEPARTMENT OF HUMAN SERVICES.DIST 5.SEC.5310 PROGRAM
Lanes: *Exist.* *Prop.* *Length:* 0.00

Phase	*Fund*	*Year*	*Federal*	*State*	*Other*	*Total*
CAP	Transit	2021	$212,748	$0	$53,187	$265,935

Total Project Cost: $265,935
Total Project Authorizations: *$0*
Total Parcels: 0

Project: **T006539** *Type Work:* Intermodal
Descp: FY 2021-DEPARTMENT OF HUMAN SERVICES.DIST 6.SEC.5310 PROGRAM
Lanes: *Exist.* *Prop.* *Length:* 0.00

Phase	*Fund*	*Year*	*Federal*	*State*	*Other*	*Total*
CAP	Transit	2021	$230,854	$0	$57,714	$288,568

Total Project Cost: $288,568
Total Project Authorizations: *$0*
Total Parcels: 0

Project: **T006541** *Type Work:* Intermodal
Descp: FY 2021-DEPARTMENT OF HUMAN SERVICES.DIST 7.SEC.5310 PROGRAM
Lanes: *Exist.* *Prop.* *Length:* 0.00

Phase	Fund	Year	Federal	State	Other	Total
CAP	Transit	2021	$258,014	$0	$64,503	$322,517

Total Project Cost: $322,517
Total Project Authorizations: *$0*
Total Parcels: 0

Project: **T006543** *Type Work:* Intermodal
Descp: FY 2021-DEPARTMENT OF HUMAN SERVICES.DIST 8.SEC.5310 PROGRAM
Lanes: *Exist.* *Prop.* *Length:* 0.00

Phase	Fund	Year	Federal	State	Other	Total
CAP	Transit	2021	$280,646	$0	$70,162	$350,808

Total Project Cost: $350,808
Total Project Authorizations: *$0*
Total Parcels: 0

Project: **T006546** *Type Work:* Intermodal
Descp: FY 2021-DEPARTMENT OF HUMAN SERVICES.DIST 9.SEC.5310 PROGRAM
Lanes: *Exist.* *Prop.* *Length:* 0.00

Phase	Fund	Year	Federal	State	Other	Total
CAP	Transit	2021	$167,482	$0	$41,871	$209,353

Total Project Cost: $209,353
Total Project Authorizations: *$0*
Total Parcels: 0

Project: **T006548** *Type Work:* Intermodal
Descp: FY 2021-DEPARTMENT OF HUMAN SERVICES.DIS 10.SEC.5310 PROGRAM
Lanes: *Exist.* *Prop.* *Length:* 0.00

Phase	Fund	Year	Federal	State	Other	Total
CAP	Transit	2021	$235,381	$0	$58,845	$294,226

Total Project Cost: $294,226
Total Project Authorizations: *$0*
Total Parcels: 0

Project: **T006550** *Type Work:* Intermodal
Descp: FY 2021-DEPARTMENT OF HUMAN SERVICES.DIS 11.SEC.5310 PROGRAM
Lanes: *Exist.* *Prop.* *Length:* 0.00

Phase	Fund	Year	Federal	State	Other	Total
CAP	Transit	2021	$221,801	$0	$55,450	$277,251

Total Project Cost: $277,251
Total Project Authorizations: *$0*
Total Parcels: 0

Project: **T006552** *Type Work:* Intermodal
Descp: FY 2021-DEPARTMENT OF HUMAN SERVICES.DIS 12.SEC.5310 PROGRAM
Lanes: *Exist.* *Prop.* *Length:* 0.00

Phase	Fund	Year	Federal	State	Other	Total
CAP	Transit	2021	$810,253	$0	$202,563	$1,012,816

Total Project Cost: $1,012,816
Total Project Authorizations: *$0*
Total Parcels: 0

Project: **T006978** *Type Work:* Intermodal
Descp: FY 2022-STATEWIDE RURAL TRANSIT.SEC.5311-CAPITAL+OPERATIONS
Lanes: *Exist.* 0 *Prop.* 0 *Length:* 0.00

Phase	Fund	Year	Federal	State	Other	Total
CAP	Transit	2022	$800,000	$100,000	$100,000	$1,000,000

Total Project Cost: $1,000,000
Total Project Authorizations: *$0*
Total Parcels: 0

Project: **T006981** *Type Work:* Intermodal
Descp: FY 2023-STATEWIDE RURAL TRANSIT.SEC.5311-CAPITAL+OPERATIONS
Lanes: *Exist.* 0 *Prop.* 0 *Length:* 0.00

Total Project Cost: $7,671,000
Total Project Authorizations: *$0*
Total Parcels: 0

Phase	Fund	Year	Federal	State	Other	Total
OPR	Transit	2023	$500,000	$0	$500,000	$1,000,000
CAP	Transit	2023	$4,000,000	$671,000	$2,000,000	$6,671,000

Project: **T006982** *Type Work:* Intermodal
Descp: FY 2024-STATEWIDE RURAL TRANSIT.SEC.5311-CAPITAL+OPERATIONS
Lanes: *Exist.* 0 *Prop.* 0 *Length:* 0.00

Total Project Cost: $7,671,000
Total Project Authorizations: *$0*
Total Parcels: 0

Phase	Fund	Year	Federal	State	Other	Total
OPR	Transit	2024	$500,000	$0	$500,000	$1,000,000
CAP	Transit	2024	$4,000,000	$671,000	$2,000,000	$6,671,000

Project: **T007017** *Type Work:* Intermodal
Descp: FY 2021-STATEWIDE SET ASIDE-SEC.5311(F)-CAPITAL + OPERATIONS
Lanes: *Exist.* 0 *Prop.* 0 *Length:* 0.00

Total Project Cost: $4,598,360
Total Project Authorizations: *$0*
Total Parcels: 0

Phase	Fund	Year	Federal	State	Other	Total
CAP	Transit	2021	$3,678,688	$0	$919,672	$4,598,360

Project: **T007018** *Type Work:* Intermodal
Descp: FY 2022-STATEWIDE SET ASIDE-SEC.5311(F)-CAPITAL + OPERATIONS
Lanes: *Exist.* 0 *Prop.* 0 *Length:* 0.00

Total Project Cost: $4,598,360
Total Project Authorizations: *$0*
Total Parcels: 0

Phase	Fund	Year	Federal	State	Other	Total
CAP	Transit	2022	$3,678,688	$0	$919,672	$4,598,360

Project: **T007019** *Type Work:* Intermodal
Descp: FY 2023-STATEWIDE SET ASIDE-SEC.5311(F)-CAPITAL + OPERATIONS
Lanes: *Exist.* 0 *Prop.* 0 *Length:* 0.00

Total Project Cost: $4,598,360
Total Project Authorizations: *$0*
Total Parcels: 0

Phase	Fund	Year	Federal	State	Other	Total
CAP	Transit	2023	$3,678,688	$0	$919,672	$4,598,360

Project: **T007020** *Type Work:* Intermodal
Descp: FY 2024-STATEWIDE SET ASIDE-SEC.5311(F)-CAPITAL + OPERATIONS
Lanes: *Exist.* 0 *Prop.* 0 *Length:* 0.00

Total Project Cost: $4,598,360
Total Project Authorizations: *$0*
Total Parcels: 0

Phase	Fund	Year	Federal	State	Other	Total
CAP	Transit	2024	$3,678,688	$0	$919,672	$4,598,360

Project: **T007022** *Type Work:* Intermodal
Descp: FY 2022-STATEWIDE URBAN-SEC.5339(A)-CAPITAL
Lanes: *Exist.* 0 *Prop.* 0 *Length:* 0.00

Total Project Cost: $1,911,200
Total Project Authorizations: *$0*
Total Parcels: 0

Phase	Fund	Year	Federal	State	Other	Total
CAP	Transit	2022	$1,528,960	$0	$382,240	$1,911,200

Project: **T007023** *Type Work:* Intermodal
Descp: FY 2023-STATEWIDE URBAN-SEC.5339(A)-CAPITAL
Lanes: *Exist.* 0 *Prop.* 0 *Length:* 0.00

Phase	Fund	Year	Federal	State	Other	Total
CAP	Transit	2023	$1,528,960	$0	$382,240	$1,911,200

Total Project Cost: $1,911,200
Total Project Authorizations: *$0*
Total Parcels: 0

Project: **T007024** *Type Work:* Intermodal
Descp: FY 2024-STATEWIDE URBAN-SEC.5339(A)-CAPITAL
Lanes: *Exist.* 0 *Prop.* 0 *Length:* 0.00

Phase	Fund	Year	Federal	State	Other	Total
CAP	Transit	2024	$1,528,960	$0	$382,240	$1,911,200

Total Project Cost: $1,911,200
Total Project Authorizations: *$0*
Total Parcels: 0

Project: **T007025** *Type Work:* Intermodal
Descp: FY 2022-STATEWIDE TRANSIT-SEC.5304-PLANNING
Lanes: *Exist.* 0 *Prop.* 0 *Length:* 0.00

Phase	Fund	Year	Federal	State	Other	Total
TPLN	Transit	2022	$373,408	$93,352	$0	$466,760

Total Project Cost: $466,760
Total Project Authorizations: *$0*
Total Parcels: 0

Project: **T007026** *Type Work:* Intermodal
Descp: FY 2023-STATEWIDE TRANSIT-SEC.5304-PLANNING
Lanes: *Exist.* 0 *Prop.* 0 *Length:* 0.00

Phase	Fund	Year	Federal	State	Other	Total
TPLN	Transit	2023	$373,408	$93,352	$0	$466,760

Total Project Cost: $466,760
Total Project Authorizations: *$0*
Total Parcels: 0

Project: **T007027** *Type Work:* Intermodal
Descp: FY 2024-STATEWIDE TRANSIT-SEC.5304-PLANNING
Lanes: *Exist.* 0 *Prop.* 0 *Length:* 0.00

Phase	Fund	Year	Federal	State	Other	Total
TPLN	Transit	2024	$373,408	$93,352	$0	$466,760

Total Project Cost: $466,760
Total Project Authorizations: *$0*
Total Parcels: 0

Project: **T007028** *Type Work:* Intermodal
Descp: FY 2022-GA DEPARTMENT OF HUMAN SERVICES-SEC.5310 PROGRAM
Lanes: *Exist.* 0 *Prop.* 0 *Length:* 0.00

Phase	Fund	Year	Federal	State	Other	Total
CAP	Transit	2022	$4,509,584	$0	$1,127,396	$5,636,980

Total Project Cost: $5,636,980
Total Project Authorizations: *$0*
Total Parcels: 0

Project: **T007029** *Type Work:* Intermodal
Descp: FY 2023-GA DEPARTMENT OF HUMAN SERVICES-SEC.5310 PROGRAM
Lanes: *Exist.* 0 *Prop.* 0 *Length:* 0.00

Phase	Fund	Year	Federal	State	Other	Total
CAP	Transit	2023	$4,509,584	$0	$1,127,396	$5,636,980

Total Project Cost: $5,636,980
Total Project Authorizations: *$0*
Total Parcels: 0

Project: **T007030** *Type Work:* Intermodal
Descp: FY 2024-GA DEPARTMENT OF HUMAN SERVICES-SEC.5310 PROGRAM
Lanes: *Exist.* 0 *Prop.* 0 *Length:* 0.00

Total Project Cost: $5,636,980
Total Project Authorizations: *$0*
Total Parcels: 0

Phase	*Fund*	*Year*	*Federal*	*State*	*Other*	*Total*
CAP	Transit	2024	$4,509,584	$0	$1,127,396	$5,636,980

Project: **T007122** *Type Work:* Intermodal
Descp: FY 2022-BANKS COUNTY-SEC.5311-CAPITAL AND OPERATIONS
Lanes: *Exist.* 0 *Prop.* 0 *Length:* 0.00

Total Project Cost: $143,945
Total Project Authorizations: *$0*
Total Parcels: 0

Phase	*Fund*	*Year*	*Federal*	*State*	*Other*	*Total*
CAP	Transit	2022	$87,729	$5,252	$50,964	$143,945

Project: **T007342** *Type Work:* Intermodal
Descp: FY 2021-STATEWIDE RURAL TRANSIT.SEC.5311-CAPITAL+OPERATIONS
Lanes: *Exist.* 0 *Prop.* 0 *Length:* 0.00

Total Project Cost: $6,671,000
Total Project Authorizations: *$0*
Total Parcels: 0

Phase	*Fund*	*Year*	*Federal*	*State*	*Other*	*Total*
CAP	Transit	2021	$4,000,000	$671,000	$2,000,000	$6,671,000

Project: **T007368** *Type Work:* Intermodal
Descp: FY 2022-COASTAL RC-SEC.5304-PLANNING
Lanes: *Exist.* 0 *Prop.* 0 *Length:* 0.00

Total Project Cost: $34,775
Total Project Authorizations: *$0*
Total Parcels: 0

Phase	*Fund*	*Year*	*Federal*	*State*	*Other*	*Total*
TPLN	Transit	2022	$27,820	$3,478	$3,478	$34,775

Project: **T007369** *Type Work:* Intermodal
Descp: FY 2023-COASTAL RC-SEC.5304-PLANNING
Lanes: *Exist.* 0 *Prop.* 0 *Length:* 0.00

Total Project Cost: $34,775
Total Project Authorizations: *$0*
Total Parcels: 0

Phase	*Fund*	*Year*	*Federal*	*State*	*Other*	*Total*
TPLN	Transit	2023	$27,820	$3,478	$3,478	$34,775

Project: **T007370** *Type Work:* Intermodal
Descp: FY 2024-COASTAL RC-SEC.5304-PLANNING
Lanes: *Exist.* 0 *Prop.* 0 *Length:* 0.00

Total Project Cost: $34,775
Total Project Authorizations: *$0*
Total Parcels: 0

Phase	*Fund*	*Year*	*Federal*	*State*	*Other*	*Total*
TPLN	Transit	2024	$27,820	$3,478	$3,478	$34,775

Project: **T007371** *Type Work:* Intermodal
Descp: FY 2022-GEORGIA MOUNTAINS RC-SEC.5304-PLANNING
Lanes: *Exist.* 0 *Prop.* 0 *Length:* 0.00

Total Project Cost: $31,905
Total Project Authorizations: *$0*
Total Parcels: 0

Phase	*Fund*	*Year*	*Federal*	*State*	*Other*	*Total*
TPLN	Transit	2022	$25,524	$3,190	$3,190	$31,905

Project: **T007372** *Type Work:* Intermodal
Descp: FY 2023-GEORGIA MOUNTAINS RC-SEC.5304-PLANNING
Lanes: *Exist.* 0 *Prop.* 0 *Length:* 0.00

Total Project Cost: $31,905
Total Project Authorizations: *$0*
Total Parcels: 0

Phase	*Fund*	*Year*	*Federal*	*State*	*Other*	*Total*
TPLN	Transit	2023	$25,524	$3,190	$3,190	$31,905

Project: **T007373** *Type Work:* Intermodal
Descp: FY 2024-GEORGIA MOUNTAINS RC-SEC.5304-PLANNING
Lanes: *Exist.* 0 *Prop.* 0 *Length:* 0.00

Total Project Cost: $31,905
Total Project Authorizations: *$0*
Total Parcels: 0

Phase	*Fund*	*Year*	*Federal*	*State*	*Other*	*Total*
TPLN	Transit	2024	$25,524	$3,190	$3,190	$31,905

Project: **T007374** *Type Work:* Intermodal
Descp: FY 2022-HEART OF GEORGIA RC-SEC.5304-PLANNING
Lanes: *Exist.* 0 *Prop.* 0 *Length:* 0.00

Total Project Cost: $36,394
Total Project Authorizations: *$0*
Total Parcels: 0

Phase	*Fund*	*Year*	*Federal*	*State*	*Other*	*Total*
TPLN	Transit	2022	$29,115	$3,639	$3,639	$36,394

Project: **T007375** *Type Work:* Intermodal
Descp: FY 2023-HEART OF GEORGIA RC-SEC.5304-PLANNING
Lanes: *Exist.* 0 *Prop.* 0 *Length:* 0.00

Total Project Cost: $36,394
Total Project Authorizations: *$0*
Total Parcels: 0

Phase	*Fund*	*Year*	*Federal*	*State*	*Other*	*Total*
TPLN	Transit	2023	$29,115	$3,639	$3,639	$36,394

Project: **T007376** *Type Work:* Intermodal
Descp: FY 2024-HEART OF GEORGIA RC-SEC.5304-PLANNING
Lanes: *Exist.* 0 *Prop.* 0 *Length:* 0.00

Total Project Cost: $36,394
Total Project Authorizations: *$0*
Total Parcels: 0

Phase	*Fund*	*Year*	*Federal*	*State*	*Other*	*Total*
TPLN	Transit	2024	$29,115	$3,639	$3,639	$36,394

Project: **T007377** *Type Work:* Intermodal
Descp: FY 2022-MIDDLE GEORGIA RC-SEC.5304-PLANNING
Lanes: *Exist.* 0 *Prop.* 0 *Length:* 0.00

Total Project Cost: $22,292
Total Project Authorizations: *$0*
Total Parcels: 0

Phase	*Fund*	*Year*	*Federal*	*State*	*Other*	*Total*
TPLN	Transit	2022	$17,834	$2,229	$2,229	$22,292

Project: **T007378** *Type Work:* Intermodal
Descp: FY 2023-MIDDLE GEORGIA RC-SEC.5304-PLANNING
Lanes: *Exist.* 0 *Prop.* 0 *Length:* 0.00

Total Project Cost: $22,292
Total Project Authorizations: *$0*
Total Parcels: 0

Phase	*Fund*	*Year*	*Federal*	*State*	*Other*	*Total*
TPLN	Transit	2023	$17,834	$2,229	$2,229	$22,292

Project: **T007379** *Type Work:* Intermodal
Descp: FY 2024-MIDDLE GEORGIA RC-SEC.5304-PLANNING
Lanes: *Exist.* 0 *Prop.* 0 *Length:* 0.00

Total Project Cost: $22,292
Total Project Authorizations: *$0*
Total Parcels: 0

Phase	Fund	Year	Federal	State	Other	Total
TPLN	Transit	2024	$17,834	$2,229	$2,229	$22,292

Project: **T007380** *Type Work:* Intermodal
Descp: FY 2022-NORTHEAST GEORGIA RC-SEC.5304-PLANNING
Lanes: *Exist.* 0 *Prop.* 0 *Length:* 0.00

Total Project Cost: $31,034
Total Project Authorizations: *$0*
Total Parcels: 0

Phase	Fund	Year	Federal	State	Other	Total
TPLN	Transit	2022	$24,827	$3,103	$3,103	$31,034

Project: **T007381** *Type Work:* Intermodal
Descp: FY 2023-NORTHEAST GEORGIA RC-SEC.5304-PLANNING
Lanes: *Exist.* 0 *Prop.* 0 *Length:* 0.00

Total Project Cost: $31,034
Total Project Authorizations: *$0*
Total Parcels: 0

Phase	Fund	Year	Federal	State	Other	Total
TPLN	Transit	2023	$24,827	$3,103	$3,103	$31,034

Project: **T007382** *Type Work:* Intermodal
Descp: FY 2024-NORTHEAST GEORGIA RC-SEC.5304-PLANNING
Lanes: *Exist.* 0 *Prop.* 0 *Length:* 0.00

Total Project Cost: $31,034
Total Project Authorizations: *$0*
Total Parcels: 0

Phase	Fund	Year	Federal	State	Other	Total
TPLN	Transit	2024	$24,827	$3,103	$3,103	$31,034

Project: **T007383** *Type Work:* Intermodal
Descp: FY 2022-NORTHWEST GEORGIA RC-SEC.5304-PLANNING
Lanes: *Exist.* 0 *Prop.* 0 *Length:* 0.00

Total Project Cost: $37,991
Total Project Authorizations: *$0*
Total Parcels: 0

Phase	Fund	Year	Federal	State	Other	Total
TPLN	Transit	2022	$30,393	$3,799	$3,799	$37,991

Project: **T007384** *Type Work:* Intermodal
Descp: FY 2023-NORTHWEST GEORGIA RC-SEC.5304-PLANNING
Lanes: *Exist.* 0 *Prop.* 0 *Length:* 0.00

Total Project Cost: $37,991
Total Project Authorizations: *$0*
Total Parcels: 0

Phase	Fund	Year	Federal	State	Other	Total
TPLN	Transit	2023	$30,393	$3,799	$3,799	$37,991

Project: **T007385** *Type Work:* Intermodal
Descp: FY 2024-NORTHWEST GEORGIA RC-SEC.5304-PLANNING
Lanes: *Exist.* 0 *Prop.* 0 *Length:* 0.00

Total Project Cost: $37,991
Total Project Authorizations: *$0*
Total Parcels: 0

Phase	Fund	Year	Federal	State	Other	Total
TPLN	Transit	2024	$30,393	$3,799	$3,799	$37,991

Project: **T007386** *Type Work:* Intermodal
Descp: FY 2022-RIVER VALLEY RC-SEC.5304-PLANNING
Lanes: *Exist.* 0 *Prop.* 0 *Length:* 0.00

Phase	*Fund*	*Year*	*Federal*	*State*	*Other*	*Total*
TPLN	Transit	2022	$19,311	$2,414	$2,414	$24,139

Total Project Cost: $24,139
Total Project Authorizations: *$0*
Total Parcels: 0

Project: **T007387** *Type Work:* Intermodal
Descp: FY 2023-RIVER VALLEY RC-SEC.5304-PLANNING
Lanes: *Exist.* 0 *Prop.* 0 *Length:* 0.00

Phase	*Fund*	*Year*	*Federal*	*State*	*Other*	*Total*
TPLN	Transit	2023	$19,311	$2,414	$2,414	$24,139

Total Project Cost: $24,139
Total Project Authorizations: *$0*
Total Parcels: 0

Project: **T007388** *Type Work:* Intermodal
Descp: FY 2024-RIVER VALLEY RC-SEC.5304-PLANNING
Lanes: *Exist.* 0 *Prop.* 0 *Length:* 0.00

Phase	*Fund*	*Year*	*Federal*	*State*	*Other*	*Total*
TPLN	Transit	2024	$19,311	$2,414	$2,414	$24,139

Total Project Cost: $24,139
Total Project Authorizations: *$0*
Total Parcels: 0

Project: **T007389** *Type Work:* Intermodal
Descp: FY 2022-SOUTHERN GEORGIA RC-SEC.5304-PLANNING
Lanes: *Exist.* 0 *Prop.* 0 *Length:* 0.00

Phase	*Fund*	*Year*	*Federal*	*State*	*Other*	*Total*
TPLN	Transit	2022	$28,284	$3,536	$3,536	$35,355

Total Project Cost: $35,355
Total Project Authorizations: *$0*
Total Parcels: 0

Project: **T007390** *Type Work:* Intermodal
Descp: FY 2023-SOUTHERN GEORGIA RC-SEC.5304-PLANNING
Lanes: *Exist.* 0 *Prop.* 0 *Length:* 0.00

Phase	*Fund*	*Year*	*Federal*	*State*	*Other*	*Total*
TPLN	Transit	2023	$28,284	$3,536	$3,536	$35,355

Total Project Cost: $35,355
Total Project Authorizations: *$0*
Total Parcels: 0

Project: **T007391** *Type Work:* Intermodal
Descp: FY 2024-SOUTHERN GEORGIA RC-SEC.5304-PLANNING
Lanes: *Exist.* 0 *Prop.* 0 *Length:* 0.00

Phase	*Fund*	*Year*	*Federal*	*State*	*Other*	*Total*
TPLN	Transit	2024	$28,284	$3,536	$3,536	$35,355

Total Project Cost: $35,355
Total Project Authorizations: *$0*
Total Parcels: 0

Project: **T007392** *Type Work:* Intermodal
Descp: FY 2022-SOUTHWEST GEORGIA RC-SEC.5304-PLANNING
Lanes: *Exist.* 0 *Prop.* 0 *Length:* 0.00

Phase	*Fund*	*Year*	*Federal*	*State*	*Other*	*Total*
TPLN	Transit	2022	$24,392	$3,049	$3,049	$30,490

Total Project Cost: $30,490
Total Project Authorizations: *$0*
Total Parcels: 0

Project: **T007393** *Type Work:* Intermodal
Descp: FY 2023-SOUTHWEST GEORGIA RC-SEC.5304-PLANNING
Lanes: *Exist.* 0 *Prop.* 0 *Length:* 0.00

Total Project Cost: $30,490
Total Project Authorizations: *$0*
Total Parcels: 0

Phase	*Fund*	*Year*	*Federal*	*State*	*Other*	*Total*
TPLN	Transit	2023	$24,392	$3,049	$3,049	$30,490

Project: **T007394** *Type Work:* Intermodal
Descp: FY 2024-SOUTHWEST GEORGIA RC-SEC.5304-PLANNING
Lanes: *Exist.* 0 *Prop.* 0 *Length:* 0.00

Total Project Cost: $30,490
Total Project Authorizations: *$0*
Total Parcels: 0

Phase	*Fund*	*Year*	*Federal*	*State*	*Other*	*Total*
TPLN	Transit	2024	$24,392	$3,049	$3,049	$30,490

Project: **T007395** *Type Work:* Intermodal
Descp: FY 2022-THREE RIVERS RC-SEC.5304-PLANNING
Lanes: *Exist.* 0 *Prop.* 0 *Length:* 0.00

Total Project Cost: $38,566
Total Project Authorizations: *$0*
Total Parcels: 0

Phase	*Fund*	*Year*	*Federal*	*State*	*Other*	*Total*
TPLN	Transit	2022	$30,853	$3,857	$3,857	$38,566

Project: **T007396** *Type Work:* Intermodal
Descp: FY 2023-THREE RIVERS RC-SEC.5304-PLANNING
Lanes: *Exist.* 0 *Prop.* 0 *Length:* 0.00

Total Project Cost: $38,566
Total Project Authorizations: *$0*
Total Parcels: 0

Phase	*Fund*	*Year*	*Federal*	*State*	*Other*	*Total*
TPLN	Transit	2023	$30,853	$3,857	$3,857	$38,566

Project: **T007397** *Type Work:* Intermodal
Descp: FY 2024-THREE RIVERS RC-SEC.5304-PLANNING
Lanes: *Exist.* 0 *Prop.* 0 *Length:* 0.00

Total Project Cost: $38,566
Total Project Authorizations: *$0*
Total Parcels: 0

Phase	*Fund*	*Year*	*Federal*	*State*	*Other*	*Total*
TPLN	Transit	2024	$30,853	$3,857	$3,857	$38,566

Project: **T007398** *Type Work:* Intermodal
Descp: FY 2022-CSRA RC-SEC.5304-PLANNING
Lanes: *Exist.* 0 *Prop.* 0 *Length:* 0.00

Total Project Cost: $20,810
Total Project Authorizations: *$0*
Total Parcels: 0

Phase	*Fund*	*Year*	*Federal*	*State*	*Other*	*Total*
TPLN	Transit	2022	$16,648	$2,081	$2,081	$20,810

Project: **T007399** *Type Work:* Intermodal
Descp: FY 2023-CSRA RC-SEC.5304-PLANNING
Lanes: *Exist.* 0 *Prop.* 0 *Length:* 0.00

Total Project Cost: $20,810
Total Project Authorizations: *$0*
Total Parcels: 0

Phase	*Fund*	*Year*	*Federal*	*State*	*Other*	*Total*
TPLN	Transit	2023	$16,648	$2,081	$2,081	$20,810

Project: **T007400** *Type Work:* Intermodal
Descp: FY 2024-CSRA RC-SEC.5304-PLANNING
Lanes: *Exist.* 0 *Prop.* 0 *Length:* 0.00

Phase	Fund	Year	Federal	State	Other	Total
TPLN	Transit	2024	$16,648	$2,081	$2,081	$20,810

Total Project Cost: $20,810
Total Project Authorizations: *$0*
Total Parcels: 0

Project: **T007408** *Type Work:* Intermodal
Descp: FY 2021-STATEWIDE RURAL-SEC.5339(A)-CAPITAL
Lanes: *Exist.* 0 *Prop.* 0 *Length:* 0.00

Phase	Fund	Year	Federal	State	Other	Total
CAP	Transit	2021	$3,500,000	$0	$875,000	$4,375,000

Total Project Cost: $4,375,000
Total Project Authorizations: *$0*
Total Parcels: 0

Project: **T007409** *Type Work:* Intermodal
Descp: FY 2022-STATEWIDE RURAL-SEC.5339(A)-CAPITAL
Lanes: *Exist.* 0 *Prop.* 0 *Length:* 0.00

Phase	Fund	Year	Federal	State	Other	Total
CAP	Transit	2022	$3,500,000	$0	$875,000	$4,375,000

Total Project Cost: $4,375,000
Total Project Authorizations: *$0*
Total Parcels: 0

Project: **T007410** *Type Work:* Intermodal
Descp: FY 2023-STATEWIDE RURAL-SEC.5339(A)-CAPITAL
Lanes: *Exist.* 0 *Prop.* 0 *Length:* 0.00

Phase	Fund	Year	Federal	State	Other	Total
CAP	Transit	2023	$3,500,000	$0	$875,000	$4,375,000

Total Project Cost: $4,375,000
Total Project Authorizations: *$0*
Total Parcels: 0

Project: **T007411** *Type Work:* Intermodal
Descp: FY 2024-STATEWIDE RURAL-SEC.5339(A)-CAPITAL
Lanes: *Exist.* 0 *Prop.* 0 *Length:* 0.00

Phase	Fund	Year	Federal	State	Other	Total
CAP	Transit	2024	$3,500,000	$0	$875,000	$4,375,000

Total Project Cost: $4,375,000
Total Project Authorizations: *$0*
Total Parcels: 0

Project: **T007414** *Type Work:* Intermodal
Descp: FY 2021-STATEWIDE TRANSIT-SEC.5304-PLANNING
Lanes: *Exist.* 0 *Prop.* 0 *Length:* 0.00

Phase	Fund	Year	Federal	State	Other	Total
TPLN	Transit	2021	$373,408	$93,352	$0	$466,760

Total Project Cost: $466,760
Total Project Authorizations: *$0*
Total Parcels: 0

Project: **T007497** *Type Work:* Intermodal
Descp: FY 2021-SEC.5311-RLS ASSOCIATES-STATEWIDE CONSULTANT SERVICE
Lanes: *Exist.* 0 *Prop.* 0 *Length:* 0.00

Phase	Fund	Year	Federal	State	Other	Total
CST	Transit	2021	$343,690	$152,224	$0	$495,914

Total Project Cost: $495,914
Total Project Authorizations: *$0*
Total Parcels: 0

Project: **T007600** *Type Work:* Intermodal
Descp: FY 2021-GDOT-SEC.5310-MOBILITY FOR ALL PILOT PROGRAM
Lanes: *Exist.* 0 *Prop.* 0 *Length:* 0.00

Phase	*Fund*	*Year*	*Federal*	*State*	*Other*	*Total*
CAP	Transit	2021	$120,000	$30,000	$0	$150,000

Total Project Cost: $150,000
Total Project Authorizations: *$0*
Total Parcels: 0
Project Details: This is a Discretionary FFY 2020 Federal Transit Administration award to GDOT and the project is being added to GDOT's FY 2021 Program of Projects.

All Counties Totals Summary

County Summary excludes lump sum projects

PI #	Year	Phase	Fund	Federal	State	Other	Total
0007705	2021	CST	NHPP	$10,000,000	$2,500,000	$0	$12,500,000
0007706	2022	CST	NHPP	$6,000,000	$1,500,000	$0	$7,500,000
0007707	2023	CST	NHPP	$6,000,000	$1,500,000	$0	$7,500,000
0007708	2024	CST	NHPP	$6,000,000	$1,500,000	$0	$7,500,000
0012948	2021	PE	STBG	$6,848,000	$1,712,000	$0	$8,560,000
0012949	2022	PE	STBG	$6,800,000	$1,700,000	$0	$8,500,000
0012953	2021	PE	STBG	$4,800,000	$1,200,000	$0	$6,000,000
0012954	2022	PE	STBG	$4,800,000	$1,200,000	$0	$6,000,000
0012958	2021	CST	STBG	$41,600,000	$10,400,000	$0	$52,000,000
0012959	2022	CST	STBG	$41,600,000	$10,400,000	$0	$52,000,000
0012963	2021	PE	STBG	$1,000,000	$0	$0	$1,000,000
0012964	2022	PE	STBG	$1,000,000	$0	$0	$1,000,000
0012973	2021	PE	STBG	$480,000	$120,000	$0	$600,000
0012974	2022	PE	STBG	$480,000	$120,000	$0	$600,000
0012978	2021	PE	STBG	$115,000	$0	$0	$115,000
0012979	2022	PE	STBG	$115,000	$0	$0	$115,000
0012986	2021	PE	STBG	$2,000,000	$500,000	$0	$2,500,000
0012987	2022	PE	STBG	$2,000,000	$500,000	$0	$2,500,000
0012992	2021	PE	STBG	$3,200,000	$800,000	$0	$4,000,000
0012993	2022	PE	STBG	$2,000,000	$500,000	$0	$2,500,000
0012998	2021	PE	STBG	$800,000	$200,000	$0	$1,000,000
0012999	2022	PE	STBG	$800,000	$200,000	$0	$1,000,000
0013037	2021	PE	Other Funds	$500,000	$0	$0	$500,000
0013038	2022	PE	Other Funds	$500,000	$0	$0	$500,000
0013039	2023	PE	Other Funds	$500,000	$0	$0	$500,000
0013041	2021	PE	Other Funds	$191,864	$0	$0	$191,864
0013042	2021	PE	Other Funds	$200,000	$0	$0	$200,000
0013043	2022	PE	Other Funds	$200,000	$0	$0	$200,000
0013044	2023	PE	Other Funds	$200,000	$0	$0	$200,000
0013076	2021	PE	STBG	$360,000	$90,000	$0	$450,000
0013077	2022	PE	STBG	$360,000	$90,000	$0	$450,000
0013430	2021	PE	STBG	$400,000	$100,000	$0	$500,000
0013431	2022	PE	STBG	$400,000	$100,000	$0	$500,000
0013432	2023	PE	STBG	$400,000	$100,000	$0	$500,000
0013433	2024	PE	STBG	$400,000	$100,000	$0	$500,000
0013436	2023	PE	STBG	$115,000	$0	$0	$115,000
0013437	2024	PE	STBG	$115,000	$0	$0	$115,000
0013439	2023	PE	STBG	$2,000,000	$500,000	$0	$2,500,000
0013440	2024	PE	STBG	$2,000,000	$500,000	$0	$2,500,000
0013442	2024	PE	Other Funds	$500,000	$0	$0	$500,000
0013444	2023	PE	STBG	$1,000,000	$0	$0	$1,000,000
0013445	2024	PE	STBG	$1,000,000	$0	$0	$1,000,000
0013447	2023	PE	STBG	$4,800,000	$1,200,000	$0	$6,000,000
0013448	2024	PE	STBG	$4,800,000	$1,200,000	$0	$6,000,000
0013450	2023	PE	STBG	$360,000	$90,000	$0	$450,000
0013451	2024	PE	STBG	$360,000	$90,000	$0	$450,000
0013453	2023	PE	STBG	$480,000	$120,000	$0	$600,000
0013454	2024	PE	STBG	$480,000	$120,000	$0	$600,000
0013456	2023	PE	STBG	$2,000,000	$500,000	$0	$2,500,000
0013457	2024	PE	STBG	$2,000,000	$500,000	$0	$2,500,000
0013459	2024	PE	Other Funds	$200,000	$0	$0	$200,000
0013464	2021	PE	STBG	$160,000	$40,000	$0	$200,000
0013469	2021	PE	STBG	$1,600,000	$400,000	$0	$2,000,000
0013470	2023	PE	STBG	$1,600,000	$400,000	$0	$2,000,000
0013475	2023	PE	STBG	$800,000	$200,000	$0	$1,000,000
0013476	2024	PE	STBG	$800,000	$200,000	$0	$1,000,000
0013478	2023	PE	STBG	$6,800,000	$1,700,000	$0	$8,500,000
0013479	2024	PE	STBG	$6,800,000	$1,700,000	$0	$8,500,000

PI #	Year	Phase	Fund	Federal	State	Other	Total
0013484	2021	PE	STBG	$280,000	$70,000	$0	$350,000
0013485	2022	PE	STBG	$280,000	$70,000	$0	$350,000
0013486	2023	PE	STBG	$280,000	$70,000	$0	$350,000
0013487	2024	PE	STBG	$280,000	$70,000	$0	$350,000
0013505	2023	CST	STBG	$41,600,000	$10,400,000	$0	$52,000,000
0013506	2024	CST	STBG	$41,600,000	$10,400,000	$0	$52,000,000
0013512	2021	PE	STBG	$3,520,000	$880,000	$0	$4,400,000
0013513	2022	PE	STBG	$3,360,000	$840,000	$0	$4,200,000
0013514	2023	PE	STBG	$3,360,000	$840,000	$0	$4,200,000
0013515	2024	PE	STBG	$3,360,000	$840,000	$0	$4,200,000
0013519	2021	PE	STBG	$8,568,800	$2,142,200	$0	$10,711,000
0013520	2022	PE	STBG	$8,568,800	$2,142,200	$0	$10,711,000
0013521	2023	PE	STBG	$8,568,800	$2,142,200	$0	$10,711,000
0013522	2024	PE	STBG	$8,568,800	$2,142,200	$0	$10,711,000
0014203	2021	PE	NHS	$6,400,000	$1,600,000	$0	$8,000,000
0014203	2021	ROW	NHPP	$2,480,000	$620,000	$0	$3,100,000
0014203	2022	PE	NHPP	$9,520,000	$2,380,000	$0	$11,900,000
0014203	2022	ROW	NHPP	$5,200,000	$1,300,000	$0	$6,500,000
0014203	2023	PE	NHPP	$1,760,000	$440,000	$0	$2,200,000
0014203	2023	ROW	NHPP	$4,000,000	$1,000,000	$0	$5,000,000
0014203	2024	PE	NHPP	$3,200,000	$800,000	$0	$4,000,000
0014203	2024	ROW	NHPP	$17,600,000	$4,400,000	$0	$22,000,000
0014203	2024	CST	NHPP	$8,082,598	$2,020,650	$0	$10,103,248
0014486	2021	PE	STBG	$2,400,000	$600,000	$0	$3,000,000
0014487	2022	PE	STBG	$1,200,000	$300,000	$0	$1,500,000
0014488	2023	PE	STBG	$1,200,000	$300,000	$0	$1,500,000
0014489	2024	PE	STBG	$1,200,000	$300,000	$0	$1,500,000
0015327	2021	CST	NHPP	$18,800,000	$0	$0	$18,800,000
0015327	2021	CST	STBG	$4,700,000	$0	$0	$4,700,000
0015328	2022	CST	NHPP	$18,800,000	$0	$0	$18,800,000
0015328	2022	CST	STBG	$4,700,000	$0	$0	$4,700,000
0015329	2023	CST	NHPP	$18,800,000	$0	$0	$18,800,000
0015329	2023	CST	STBG	$4,700,000	$0	$0	$4,700,000
0015330	2024	CST	NHPP	$18,800,000	$0	$0	$18,800,000
0015330	2024	CST	STBG	$4,700,000	$0	$0	$4,700,000
0015480	2021	ROW	NHPP	$5,815,040	$1,453,760	$0	$7,268,800
0015480	2022	ROW	NHPP	$5,809,840	$1,452,460	$0	$7,262,300
0015480	2023	ROW	NHPP	$5,815,040	$1,453,760	$0	$7,268,800
0015480	2024	ROW	NHPP	$5,814,400	$1,453,600	$0	$7,268,000
0015494	2021	ALL	TAP	$2,880,000	$0	$720,000	$3,600,000
0015495	2021	ALL	NHPP	$89,600,000	$22,400,000	$0	$112,000,000
0015495	2021	ALL	STBG	$1,600,000	$400,000	$0	$2,000,000
0015495	2021	ALL	STBG	$14,400,000	$3,600,000	$0	$18,000,000
0015495	2021	ALL	STBG	$49,600,000	$12,400,000	$0	$62,000,000
0015495	2021	ALL	STBG	$28,800,000	$7,200,000	$0	$36,000,000
0015498	2021	ALL	STBG	$8,000,000	$2,000,000	$0	$10,000,000
0015499	2021	ALL	NHPP	$18,000,000	$2,000,000	$0	$20,000,000
0015500	2021	ALL	NHPP	$800,000	$200,000	$0	$1,000,000
0015501	2021	ALL	HSIP	$5,625,000	$625,000	$0	$6,250,000
0015502	2021	ALL	HSIP	$4,725,000	$525,000	$0	$5,250,000
0015503	2021	ALL	STBG	$1,200,000	$300,000	$0	$1,500,000
0015504	2021	ALL	HSIP	$90,000,000	$10,000,000	$0	$100,000,000

PI #	Year	Phase	Fund	Federal	State	Other	Total
0015505	2021	ALL	STBG	$9,600,000	$2,400,000	$0	$12,000,000
0015506	2021	ALL	STBG	$24,000,000	$6,000,000	$0	$30,000,000
0015508	2021	ALL	STBG	$16,800,000	$4,200,000	$0	$21,000,000
0015509	2021	CST	Trails	$1,000,000	$250,000	$0	$1,250,000
0015510	2021	ALL	STBG	$960,000	$240,000	$0	$1,200,000
0015569	2021	PE	State	$0	$59,000,000	$0	$59,000,000
0015569	2021	SRTA	State	$0	$5,000,000	$0	$5,000,000
0015569	2022	PE	NHPP	$45,600,000	$11,400,000	$0	$57,000,000
0015569	2022	SRTA	NHPP	$4,800,000	$1,200,000	$0	$6,000,000
0015569	2023	PE	NHPP	$45,440,000	$11,360,000	$0	$56,800,000
0015569	2023	SRTA	NHPP	$5,600,000	$1,400,000	$0	$7,000,000
0015569	2024	PE	NHPP	$35,200,000	$8,800,000	$0	$44,000,000
0015569	2024	SRTA	NHPP	$8,800,000	$2,200,000	$0	$11,000,000
0015826	2023	PE	STBG	$3,200,000	$800,000	$0	$4,000,000
0015891	2022	ALL	TAP	$2,880,000	$0	$720,000	$3,600,000
0015892	2022	ALL	NHPP	$89,600,000	$22,400,000	$0	$112,000,000
0015892	2022	ALL	STBG	$28,800,000	$7,200,000	$0	$36,000,000
0015892	2022	ALL	STBG	$14,400,000	$3,600,000	$0	$18,000,000
0015892	2022	ALL	STBG	$49,600,000	$12,400,000	$0	$62,000,000
0015892	2022	ALL	STBG	$1,600,000	$400,000	$0	$2,000,000
0015895	2022	ALL	STBG	$8,000,000	$2,000,000	$0	$10,000,000
0015896	2022	ALL	NHPP	$18,000,000	$2,000,000	$0	$20,000,000
0015897	2022	ALL	NHPP	$800,000	$200,000	$0	$1,000,000
0015898	2022	ALL	HSIP	$5,625,000	$625,000	$0	$6,250,000
0015899	2022	ALL	HSIP	$4,725,000	$525,000	$0	$5,250,000
0015900	2022	ALL	STBG	$1,200,000	$300,000	$0	$1,500,000
0015901	2022	ALL	HSIP	$90,000,000	$10,000,000	$0	$100,000,000
0015902	2022	ALL	STBG	$9,600,000	$2,400,000	$0	$12,000,000
0015903	2022	ALL	STBG	$24,000,000	$6,000,000	$0	$30,000,000
0015905	2022	ALL	STBG	$16,800,000	$4,200,000	$0	$21,000,000
0015906	2022	CST	Trails	$1,000,000	$250,000	$0	$1,250,000
0015907	2022	ALL	STBG	$960,000	$240,000	$0	$1,200,000
0016099	2021	ALL	TAP	$2,880,000	$0	$720,000	$3,600,000
0016100	2022	ALL	TAP	$2,880,000	$0	$720,000	$3,600,000
0016478	2023	ALL	TAP	$2,880,000	$0	$720,000	$3,600,000
0016479	2023	ALL	TAP	$2,880,000	$0	$720,000	$3,600,000
0016480	2023	ALL	NHPP	$89,600,000	$22,400,000	$0	$112,000,000
0016480	2023	ALL	STBG	$14,400,000	$3,600,000	$0	$18,000,000
0016480	2023	ALL	STBG	$49,600,000	$12,400,000	$0	$62,000,000

PI #	Year	Phase	Fund	Federal	State	Other	Total
0016480	2023	ALL	STBG	$28,800,000	$7,200,000	$0	$36,000,000
0016480	2023	ALL	STBG	$1,600,000	$400,000	$0	$2,000,000
0016483	2023	ALL	STBG	$8,000,000	$2,000,000	$0	$10,000,000
0016484	2023	ALL	NHPP	$18,000,000	$2,000,000	$0	$20,000,000
0016485	2023	ALL	NHPP	$800,000	$200,000	$0	$1,000,000
0016486	2023	ALL	HSIP	$5,625,000	$625,000	$0	$6,250,000
0016487	2023	ALL	HSIP	$4,725,000	$525,000	$0	$5,250,000
0016488	2023	ALL	STBG	$1,200,000	$300,000	$0	$1,500,000
0016489	2023	ALL	HSIP	$90,000,000	$10,000,000	$0	$100,000,000
0016490	2023	ALL	STBG	$9,600,000	$2,400,000	$0	$12,000,000
0016491	2023	ALL	STBG	$24,000,000	$6,000,000	$0	$30,000,000
0016492	2023	ALL	STBG	$16,800,000	$4,200,000	$0	$21,000,000
0016493	2023	CST	Trails	$1,000,000	$250,000	$0	$1,250,000
0016494	2023	ALL	STBG	$960,000	$240,000	$0	$1,200,000
0016656	2024	ALL	TAP	$2,880,000	$0	$720,000	$3,600,000
0016662	2024	ALL	TAP	$2,880,000	$0	$720,000	$3,600,000
0016668	2024	ALL	NHPP	$89,600,000	$22,400,000	$0	$112,000,000
0016668	2024	ALL	STBG	$1,600,000	$400,000	$0	$2,000,000
0016668	2024	ALL	STBG	$49,600,000	$12,400,000	$0	$62,000,000
0016668	2024	ALL	STBG	$28,800,000	$7,200,000	$0	$36,000,000
0016668	2024	ALL	STBG	$14,400,000	$3,600,000	$0	$18,000,000
0016686	2024	ALL	STBG	$8,000,000	$2,000,000	$0	$10,000,000
0016692	2024	ALL	NHPP	$18,000,000	$2,000,000	$0	$20,000,000
0016698	2024	ALL	NHPP	$800,000	$200,000	$0	$1,000,000
0016704	2024	ALL	HSIP	$5,625,000	$625,000	$0	$6,250,000
0016710	2024	ALL	HSIP	$4,725,000	$525,000	$0	$5,250,000
0016716	2024	ALL	STBG	$1,200,000	$300,000	$0	$1,500,000
0016722	2024	ALL	HSIP	$90,000,000	$10,000,000	$0	$100,000,000
0016728	2024	ALL	STBG	$9,600,000	$2,400,000	$0	$12,000,000
0016734	2024	ALL	STBG	$24,000,000	$6,000,000	$0	$30,000,000
0016740	2024	ALL	STBG	$16,800,000	$4,200,000	$0	$21,000,000
0016746	2024	CST	Trails	$1,000,000	$250,000	$0	$1,250,000
0016752	2024	ALL	STBG	$960,000	$240,000	$0	$1,200,000
0017041	2022	PE	STBG	$800,000	$200,000	$0	$1,000,000
0017042	2024	PE	STBG	$800,000	$200,000	$0	$1,000,000
0017131	2021	ROW	NHPP	$86,987,050	$21,746,762	$0	$108,733,812
0017131	2022	ROW	NHPP	$43,491,600	$10,872,900	$0	$54,364,500
0017131	2023	ROW	NHPP	$43,492,600	$10,873,150	$0	$54,365,750
0017131	2024	ROW	NHPP	$43,494,800	$10,873,700	$0	$54,368,500
0017245	2021	ALL	Enhance	$7,018,238	$0	$1,754,560	$8,772,798
0017411	2021	PE	NHPP	$600,000	$150,000	$0	$750,000
0017411	2023	CST	NHPP	$28,400,000	$7,100,000	$0	$35,500,000
0017412	2021	CST	CMAQ	$2,785,415	$0	$696,354	$3,481,769
0017412	2021	CST	STBG	$1,214,585	$0	$303,646	$1,518,231
0017755	2021	PE	Other Funds	$40,000	$0	$0	$40,000
0017790	2022	ALL	STBG	$4,000,000	$1,000,000	$0	$5,000,000
0017791	2023	ALL	STBG	$8,000,000	$2,000,000	$0	$10,000,000
0017792	2024	ALL	STBG	$8,000,000	$2,000,000	$0	$10,000,000
0017793	2022	ALL	STBG	$4,000,000	$1,000,000	$0	$5,000,000
0017794	2023	ALL	STBG	$8,000,000	$2,000,000	$0	$10,000,000
0017795	2024	ALL	STBG	$8,000,000	$2,000,000	$0	$10,000,000

PI #	Year	Phase	Fund	Federal	State	Other	Total
T006530	2021	CAP	Transit	$393,810	$0	$98,452	$492,262
T006531	2021	CAP	Transit	$235,381	$0	$58,845	$294,226
T006533	2021	CAP	Transit	$1,240,274	$0	$310,069	$1,550,343
T006535	2021	CAP	Transit	$239,907	$0	$59,977	$299,884
T006537	2021	CAP	Transit	$212,748	$0	$53,187	$265,935
T006539	2021	CAP	Transit	$230,854	$0	$57,714	$288,568
T006541	2021	CAP	Transit	$258,014	$0	$64,503	$322,517
T006543	2021	CAP	Transit	$280,646	$0	$70,162	$350,808
T006546	2021	CAP	Transit	$167,482	$0	$41,871	$209,353
T006548	2021	CAP	Transit	$235,381	$0	$58,845	$294,226
T006550	2021	CAP	Transit	$221,801	$0	$55,450	$277,251
T006552	2021	CAP	Transit	$810,253	$0	$202,563	$1,012,816
T006978	2022	CAP	Transit	$800,000	$100,000	$100,000	$1,000,000
T006981	2023	OPR	Transit	$500,000	$0	$500,000	$1,000,000
T006981	2023	CAP	Transit	$4,000,000	$671,000	$2,000,000	$6,671,000
T006982	2024	OPR	Transit	$500,000	$0	$500,000	$1,000,000
T006982	2024	CAP	Transit	$4,000,000	$671,000	$2,000,000	$6,671,000
T007017	2021	CAP	Transit	$3,678,688	$0	$919,672	$4,598,360
T007018	2022	CAP	Transit	$3,678,688	$0	$919,672	$4,598,360
T007019	2023	CAP	Transit	$3,678,688	$0	$919,672	$4,598,360
T007020	2024	CAP	Transit	$3,678,688	$0	$919,672	$4,598,360
T007022	2022	CAP	Transit	$1,528,960	$0	$382,240	$1,911,200
T007023	2023	CAP	Transit	$1,528,960	$0	$382,240	$1,911,200
T007024	2024	CAP	Transit	$1,528,960	$0	$382,240	$1,911,200
T007025	2022	TPLN	Transit	$373,408	$93,352	$0	$466,760
T007026	2023	TPLN	Transit	$373,408	$93,352	$0	$466,760
T007027	2024	TPLN	Transit	$373,408	$93,352	$0	$466,760
T007028	2022	CAP	Transit	$4,509,584	$0	$1,127,396	$5,636,980
T007029	2023	CAP	Transit	$4,509,584	$0	$1,127,396	$5,636,980
T007030	2024	CAP	Transit	$4,509,584	$0	$1,127,396	$5,636,980
T007122	2022	CAP	Transit	$87,729	$5,252	$50,964	$143,945
T007342	2021	CAP	Transit	$4,000,000	$671,000	$2,000,000	$6,671,000
T007368	2022	TPLN	Transit	$27,820	$3,478	$3,478	$34,775
T007369	2023	TPLN	Transit	$27,820	$3,478	$3,478	$34,775
T007370	2024	TPLN	Transit	$27,820	$3,478	$3,478	$34,775
T007371	2022	TPLN	Transit	$25,524	$3,190	$3,190	$31,905
T007372	2023	TPLN	Transit	$25,524	$3,190	$3,190	$31,905
T007373	2024	TPLN	Transit	$25,524	$3,190	$3,190	$31,905
T007374	2022	TPLN	Transit	$29,115	$3,639	$3,639	$36,394
T007375	2023	TPLN	Transit	$29,115	$3,639	$3,639	$36,394
T007376	2024	TPLN	Transit	$29,115	$3,639	$3,639	$36,394
T007377	2022	TPLN	Transit	$17,834	$2,229	$2,229	$22,292
T007378	2023	TPLN	Transit	$17,834	$2,229	$2,229	$22,292
T007379	2024	TPLN	Transit	$17,834	$2,229	$2,229	$22,292
T007380	2022	TPLN	Transit	$24,827	$3,103	$3,103	$31,034
T007381	2023	TPLN	Transit	$24,827	$3,103	$3,103	$31,034
T007382	2024	TPLN	Transit	$24,827	$3,103	$3,103	$31,034
T007383	2022	TPLN	Transit	$30,393	$3,799	$3,799	$37,991
T007384	2023	TPLN	Transit	$30,393	$3,799	$3,799	$37,991

PI #	Year	Phase	Fund	Federal	State	Other	Total
T007385	2024	TPLN	Transit	$30,393	$3,799	$3,799	$37,991
T007386	2022	TPLN	Transit	$19,311	$2,414	$2,414	$24,139
T007387	2023	TPLN	Transit	$19,311	$2,414	$2,414	$24,139
T007388	2024	TPLN	Transit	$19,311	$2,414	$2,414	$24,139
T007389	2022	TPLN	Transit	$28,284	$3,536	$3,536	$35,355
T007390	2023	TPLN	Transit	$28,284	$3,536	$3,536	$35,355
T007391	2024	TPLN	Transit	$28,284	$3,536	$3,536	$35,355
T007392	2022	TPLN	Transit	$24,392	$3,049	$3,049	$30,490
T007393	2023	TPLN	Transit	$24,392	$3,049	$3,049	$30,490
T007394	2024	TPLN	Transit	$24,392	$3,049	$3,049	$30,490
T007395	2022	TPLN	Transit	$30,853	$3,857	$3,857	$38,566
T007396	2023	TPLN	Transit	$30,853	$3,857	$3,857	$38,566
T007397	2024	TPLN	Transit	$30,853	$3,857	$3,857	$38,566
T007398	2022	TPLN	Transit	$16,648	$2,081	$2,081	$20,810
T007399	2023	TPLN	Transit	$16,648	$2,081	$2,081	$20,810
T007400	2024	TPLN	Transit	$16,648	$2,081	$2,081	$20,810
T007408	2021	CAP	Transit	$3,500,000	$0	$875,000	$4,375,000
T007409	2022	CAP	Transit	$3,500,000	$0	$875,000	$4,375,000
T007410	2023	CAP	Transit	$3,500,000	$0	$875,000	$4,375,000
T007411	2024	CAP	Transit	$3,500,000	$0	$875,000	$4,375,000
T007414	2021	TPLN	Transit	$373,408	$93,352	$0	$466,760
T007497	2021	CST	Transit	$343,690	$152,224	$0	$495,914
T007600	2021	CAP	Transit	$120,000	$30,000	$0	$150,000
				$2,505,183,260	***$576,428,552***	***$28,607,883***	***$3,110,219,694***

Note: Cost estimates in this section show only the county's portion of the project; If the totals are different from the list above it is an indication that the project is in multiple counties.

Appling

Project: **T006090** *Type Work:* Intermodal
Descp: FY 2021-HEART OF GEORGIA RC-SEC.5304-PLANNING
Lanes: *Exist.* *Prop.* *Length:* 0.00

Total Project Cost: $36,395
Total Project Authorizations: *$36,395*
Total Parcels: 0

Phase	Fund	Year	Federal	State	Other	Total
441A2	*Transit*	*2021*	*$0*	*$3,639*	*$0*	*$3,639*
441A2	*Transit*	*2021*	*$0*	*$0*	*$3,640*	*$3,640*
441A2	*Transit*	*2021*	*$29,116*	*$0*	*$0*	*$29,116*

In Appling, Bleckley, Candler, Dodge, Emanuel, Evans, Jeff Davis, Johnson, Laurens, Montgomery, Tattnall, Telfair, Toombs, Treutlen, Wayne, Wheeler, Wilcox County

Appling Totals Summary

County Summary excludes lump sum projects

PI #	Year	Phase	Fund	Federal	State	Other	Total
T006090	2021	441A2	Transit	$0	$0	$255	$255
T006090	2021	441A2	Transit	$0	$255	$0	$255
T006090	2021	441A2	Transit	$2,038	$0	$0	$2,038
				$2,038	***$255***	***$255***	***$2,548***

Note: Cost estimates in this section show only the county's portion of the project; If the totals are different from the list above it is an indication that the project is in multiple counties.

Atkinson

Project: **0013818** *Type Work:* Replace Bridge
Descp: SR 64 @ SATILLA RIVER 6 MI E OF PEARSON
Lanes: *Exist.* 2 *Prop.* 2 *Length:* 0.50

Total Project Cost: $5,422,364
Total Project Authorizations: *$1,320,000*
Total Parcels: 5
Project Details: Replaces a load restricted bridge.

Phase	Fund	Year	Federal	State	Other	Total
PE	*STBG*	*2016*	*$936,000*	*$234,000*	*$0*	*$1,170,000*
ROW	*STBG*	*2020*	*$120,000*	*$30,000*	*$0*	*$150,000*
CST	Bond	2021	$0	$0	$4,067,364	$4,067,364
UTL	Bond	2021	$0	$0	$35,000	$35,000

Project: **0016504** *Type Work:* Replace Bridge
Descp: SR 31 @ RED BLUFF CREEK TRIB 9 MI S OF PEARSON
Lanes: *Exist.* 2 *Prop.* 2 *Length:* 0.40

Total Project Cost: $2,600,000
Total Project Authorizations: *$650,000*
Total Parcels: 0

Phase	Fund	Year	Federal	State	Other	Total
PE	*STBG*	*2020*	*$520,000*	*$130,000*	*$0*	*$650,000*
ROW	STBG	2023	$200,000	$50,000	$0	$250,000
CST	STBG	After 2024	$1,280,000	$320,000	$0	$1,600,000
UTL	STBG	After 2024	$80,000	$20,000	$0	$100,000

Project: **0016505** *Type Work:* Replace Bridge
Descp: SR 31 @ RED BLUFF CREEK 8 MI S OF PEARSON
Lanes: *Exist.* 2 *Prop.* 2 *Length:* 0.40

Total Project Cost: $2,600,000
Total Project Authorizations: *$650,000*
Total Parcels: 4

Phase	Fund	Year	Federal	State	Other	Total
PE	*STBG*	*2020*	*$520,000*	*$130,000*	*$0*	*$650,000*
ROW	STBG	2023	$200,000	$50,000	$0	$250,000
CST	STBG	After 2024	$1,280,000	$320,000	$0	$1,600,000
UTL	STBG	After 2024	$80,000	$20,000	$0	$100,000

Project: **422380-** *Type Work:* Widening
Descp: SR 31/SR 89 FROM N OF CR 303/COUNTY ROAD 225 TO N OF SR 520
Lanes: *Exist.* 2 *Prop.* 4 *Length:* 3.70

Total Project Cost: $44,147,814
Total Project Authorizations: *$9,201,435*
Total Parcels: 137

Phase	Fund	Year	Federal	State	Other	Total
PE	*State*	*1995*	*$0*	*$200,000*	*$0*	*$200,000*
PE	*State*	*2002*	*$0*	*$2,864,938*	*$0*	*$2,864,938*
PE	*STP*	*2002*	*$668,330*	*$167,082*	*$0*	*$835,412*
PE	*NHPP*	*2014*	*$200,000*	*$50,000*	*$0*	*$250,000*
PE	*State*	*2017*	*$0*	*$250,000*	*$0*	*$250,000*
PE	*State*	*2018*	*$0*	*$50,000*	*$0*	*$50,000*
PE	*State*	*2020*	*$0*	*$500,000*	*$0*	*$500,000*
ROW	*STP*	*2007*	*$1,600,000*	*$400,000*	*$0*	*$2,000,000*
ROW	*STP*	*2010*	*$1,800,868*	*$450,217*	*$0*	*$2,251,085*
CST	State	2023	$0	$33,095,081	$0	$33,095,081
UTL	State	2023	$0	$1,851,298	$0	$1,851,298

Project Details: Project will provide additional capacity to improve mobility and reduce congestion. Project will help enhance economic development and will reduce crash frequency.

Project: **T006095** *Type Work:* Intermodal
Descp: FY 2021-SOUTHERN GEORGIA RC-SEC.5304-PLANNING
Lanes: *Exist.* *Prop.* *Length:* 0.00

Total Project Cost: $35,360
Total Project Authorizations: *$35,360*
Total Parcels: 0

Phase	Fund	Year	Federal	State	Other	Total
441A2	*Transit*	*2021*	*$28,288*	*$0*	*$0*	*$28,288*
441A2	*Transit*	*2021*	*$0*	*$3,536*	*$0*	*$3,536*
441A2	*Transit*	*2021*	*$0*	*$0*	*$3,536*	*$3,536*

In Atkinson, Bacon, Ben Hill, Berrien, Brantley, Brooks, Charlton, Clinch, Coffee, Cook, Echols, Irwin, Lanier, Lowndes, Pierce, Tift, Turner, Ware County

Project: **T006456** *Type Work:* Intermodal
Descp: FY 2021-SOUTHERN GEORGIA RC-SEC.5311-CAPITAL AND OPERATIONS
Lanes: *Exist.* *Prop.* *Length:*

Total Project Cost: $257,734
Total Project Authorizations: *$0*
Total Parcels: 0

Phase	Fund	Year	Federal	State	Other	Total
OPR	Transit	2021	$128,867	$0	$128,867	$257,734

In Atkinson, Bacon, Ben Hill, Berrien, Brantley, Brooks, Charlton, Clinch, Coffee, Cook, Echols, Irwin, Lanier, Lowndes, Pierce, Tift, Turner, Ware County

Atkinson Totals Summary

County Summary excludes lump sum projects

PI #	Year	Phase	Fund	Federal	State	Other	Total
0013818	2021	CST	Bond	$0	$0	$4,067,364	$4,067,364
0013818	2021	UTL	Bond	$0	$0	$35,000	$35,000
0016504	2023	ROW	STBG	$200,000	$50,000	$0	$250,000
0016505	2023	ROW	STBG	$200,000	$50,000	$0	$250,000
422380-	2023	CST	State	$0	$33,095,081	$0	$33,095,081
422380-	2023	UTL	State	$0	$1,851,298	$0	$1,851,298
T006095	2021	441A2	Transit	$0	$0	$141	$141
T006095	2021	441A2	Transit	$1,132	$0	$0	$1,132
T006095	2021	441A2	Transit	$0	$141	$0	$141
T006456	2021	OPR	Transit	$6,443	$0	$6,443	$12,887
				$407,575	***$35,046,520***	***$4,108,948***	***$39,563,044***

Note: Cost estimates in this section show only the county's portion of the project; If the totals are different from the list above it is an indication that the project is in multiple counties.

Bacon

Project: **T006095** *Type Work:* Intermodal
Descp: FY 2021-SOUTHERN GEORGIA RC-SEC.5304-PLANNING
Lanes: *Exist.* *Prop.* *Length:* 0.00

Phase	*Fund*	*Year*	*Federal*	*State*	*Other*	*Total*
441A2	*Transit*	*2021*	*$28,288*	*$0*	*$0*	*$28,288*
441A2	*Transit*	*2021*	*$0*	*$3,536*	*$0*	*$3,536*
441A2	*Transit*	*2021*	*$0*	*$0*	*$3,536*	*$3,536*

Total Project Cost: $35,360
Total Project Authorizations: *$35,360*
Total Parcels: 0

In Atkinson, Bacon, Ben Hill, Berrien, Brantley, Brooks, Charlton, Clinch, Coffee, Cook, Echols, Irwin, Lanier, Lowndes, Pierce, Tift, Turner, Ware County

Project: **T006402** *Type Work:* Intermodal
Descp: FY 2021-BACON COUNTY-SEC.5311-CAPITAL AND OPERATIONS
Lanes: *Exist.* *Prop.* *Length:* 0.00

Phase	*Fund*	*Year*	*Federal*	*State*	*Other*	*Total*
OPR	Transit	2021	$39,167	$0	$39,167	$78,334

Total Project Cost: $78,334
Total Project Authorizations: *$0*
Total Parcels: 0

Project: **T006456** *Type Work:* Intermodal
Descp: FY 2021-SOUTHERN GEORGIA RC-SEC.5311-CAPITAL AND OPERATIONS
Lanes: *Exist.* *Prop.* *Length:*

Phase	*Fund*	*Year*	*Federal*	*State*	*Other*	*Total*
OPR	Transit	2021	$128,867	$0	$128,867	$257,734

Total Project Cost: $257,734
Total Project Authorizations: *$0*
Total Parcels: 0

In Atkinson, Bacon, Ben Hill, Berrien, Brantley, Brooks, Charlton, Clinch, Coffee, Cook, Echols, Irwin, Lanier, Lowndes, Pierce, Tift, Turner, Ware County

Project: **T007120** *Type Work:* Intermodal
Descp: FY 2022-BACON COUNTY-SEC.5311-CAPITAL AND OPERATIONS
Lanes: *Exist.* *Prop.* *Length:*

Phase	*Fund*	*Year*	*Federal*	*State*	*Other*	*Total*
CAP	Transit	2022	$111,282	$5,252	$74,517	$191,051

Total Project Cost: $191,051
Total Project Authorizations: *$0*
Total Parcels: 0

Project: **T007202** *Type Work:* Intermodal
Descp: FY 2023-BACON COUNTY-SEC.5311-CAPITAL AND OPERATIONS
Lanes: *Exist.* 0 *Prop.* 0 *Length:* 0.00

Phase	*Fund*	*Year*	*Federal*	*State*	*Other*	*Total*
CAP	Transit	2023	$62,667	$0	$15,667	$78,334

Total Project Cost: $78,334
Total Project Authorizations: *$0*
Total Parcels: 0

Project: **T007284** *Type Work:* Intermodal
Descp: FY 2024-BACON COUNTY-SEC.5311-CAPITAL AND OPERATIONS
Lanes: *Exist.* 0 *Prop.* 0 *Length:* 0.00

Phase	*Fund*	*Year*	*Federal*	*State*	*Other*	*Total*
CAP	Transit	2024	$62,667	$0	$15,667	$78,334

Total Project Cost: $78,334
Total Project Authorizations: *$0*
Total Parcels: 0

Bacon Totals Summary

County Summary excludes lump sum projects

PI #	Year	Phase	Fund	Federal	State	Other	Total
T006095	2021	441A2	Transit	$0	$0	$141	$141
T006095	2021	441A2	Transit	$1,132	$0	$0	$1,132
T006095	2021	441A2	Transit	$0	$141	$0	$141
T006402	2021	OPR	Transit	$39,167	$0	$39,167	$78,334
T006456	2021	OPR	Transit	$7,732	$0	$7,732	$15,464
T007120	2022	CAP	Transit	$111,282	$5,252	$74,517	$191,051
T007202	2023	CAP	Transit	$62,667	$0	$15,667	$78,334
T007284	2024	CAP	Transit	$62,667	$0	$15,667	$78,334
				$284,647	***$5,394***	***$152,891***	***$442,931***

Note: Cost estimates in this section show only the county's portion of the project; If the totals are different from the list above it is an indication that the project is in multiple counties.

Baker

Project: **T006096** *Type Work:* Intermodal
Descp: FY 2021-SOUTHWEST GEORGIA RC-SEC.5304-PLANNING
Lanes: *Exist.* *Prop.* *Length:* 0.00

Phase	*Fund*	*Year*	*Federal*	*State*	*Other*	*Total*
441A2	*Transit*	*2021*	*$24,392*	*$0*	*$0*	*$24,392*
441A2	*Transit*	*2021*	*$0*	*$0*	*$3,049*	*$3,049*
441A2	*Transit*	*2021*	*$0*	*$3,049*	*$0*	*$3,049*

Total Project Cost: $30,490
Total Project Authorizations: *$30,490*
Total Parcels: 0

In Baker, Calhoun, Colquitt, Decatur, Dougherty, Early, Grady, Lee, Miller, Mitchell, Seminole, Terrell, Thomas, Worth County

Project: **T006467** *Type Work:* Intermodal
Descp: FY 2021-SW GEORGIA RC-SEC.5311-CAPITAL AND OPERATIONS
Lanes: *Exist.* *Prop.* *Length:* 0.00

Phase	*Fund*	*Year*	*Federal*	*State*	*Other*	*Total*
OPR	Transit	2021	$2,901,589	$0	$2,901,589	$5,803,178

Total Project Cost: $5,803,178
Total Project Authorizations: *$0*
Total Parcels: 0

In Baker, Calhoun, Colquitt, Decatur, Dougherty, Early, Grady, Lee, Miller, Mitchell, Seminole, Terrell, Worth County

Project: **T007178** *Type Work:* Intermodal
Descp: FY 2022-SW GEORGIA RC-SEC.5311-CAPITAL AND OPERATIONS
Lanes: *Exist.* 0 *Prop.* 0 *Length:* 0.00

Phase	*Fund*	*Year*	*Federal*	*State*	*Other*	*Total*
CAP	Transit	2022	$3,615,646	$111,916	$2,832,232	$6,559,795

Total Project Cost: $6,559,795
Total Project Authorizations: *$0*
Total Parcels: 0

In Baker, Calhoun, Colquitt, Decatur, Dougherty, Early, Grady, Lee, Miller, Mitchell, Seminole, Terrell, Worth County

Project: **T007260** *Type Work:* Intermodal
Descp: FY 2023-SW GEORGIA RC-SEC.5311-CAPITAL AND OPERATIONS
Lanes: *Exist.* 0 *Prop.* 0 *Length:* 0.00

Phase	*Fund*	*Year*	*Federal*	*State*	*Other*	*Total*
CAP	Transit	2023	$4,642,542	$0	$1,160,636	$5,803,178

Total Project Cost: $5,803,178
Total Project Authorizations: *$0*
Total Parcels: 0

In Baker, Calhoun, Colquitt, Decatur, Dougherty, Early, Grady, Lee, Miller, Mitchell, Seminole, Terrell, Worth County

Project: **T007344** *Type Work:* Intermodal
Descp: FY 2024-SW GEORGIA RC-SEC.5311-CAPITAL AND OPERATIONS
Lanes: *Exist.* 0 *Prop.* 0 *Length:* 0.00

Phase	*Fund*	*Year*	*Federal*	*State*	*Other*	*Total*
CAP	Transit	2024	$4,642,542	$0	$1,160,636	$5,803,178

Total Project Cost: $5,803,178
Total Project Authorizations: *$0*
Total Parcels: 0

In Baker, Calhoun, Colquitt, Decatur, Dougherty, Early, Grady, Lee, Miller, Mitchell, Seminole, Terrell, Worth County

Baker Totals Summary

County Summary excludes lump sum projects

PI #	Year	Phase	Fund	Federal	State	Other	Total
T006096	2021	441A2	Transit	$0	$0	$183	$183
T006096	2021	441A2	Transit	$1,464	$0	$0	$1,464
T006096	2021	441A2	Transit	$0	$183	$0	$183
T006467	2021	OPR	Transit	$174,095	$0	$174,095	$348,191
T007178	2022	CAP	Transit	$180,782	$5,596	$141,612	$327,990
T007260	2023	CAP	Transit	$232,127	$0	$58,032	$290,159
T007344	2024	CAP	Transit	$417,829	$0	$104,457	$522,286
				$1,006,297	***$5,779***	***$478,379***	***$1,490,455***

Note: Cost estimates in this section show only the county's portion of the project; If the totals are different from the list above it is an indication that the project is in multiple counties.

Baldwin

Project: **0010712** *Type Work:* TE-Bike/Ped Facility
Descp: OCONEE RIVER GREENWAY & RIVERWALK @ FISHING CREEK - PH III
Lanes: *Exist.* 0 *Prop.* 0 *Length:* 1.50

Total Project Cost: $1,263,845
Total Project Authorizations: *$1,263,845*
Total Parcels: 9

Phase	Fund	Year	Federal	State	Other	Total
CST	*Local*	*2021*	*$0*	*$0*	*$13,845*	*$13,845*
CST	*Enhance*	*2021*	*$1,000,000*	*$0*	*$250,000*	*$1,250,000*

Project: **0013735** *Type Work:* Replace Bridge
Descp: SR 22 @ LITTLE FISHING CREEK IN MILLEDGEVILLE
Lanes: *Exist.* 2 *Prop.* 2 *Length:* 0.20

Total Project Cost: $4,659,011
Total Project Authorizations: *$1,216,743*
Total Parcels: 6
Project Details: Replaces a load restricted, scour critical bridge.

Phase	Fund	Year	Federal	State	Other	Total
PE	*STP*	*2016*	*$877,394*	*$219,349*	*$0*	*$1,096,743*
ROW	*STBG*	*2020*	*$96,000*	*$24,000*	*$0*	*$120,000*
CST	STBG	2021	$2,578,146	$644,537	$0	$3,222,683
UTL	STBG	2021	$175,668	$43,917	$0	$219,585

Project: **0013886** *Type Work:* Replace Bridge
Descp: SR 29BU/US 441BU @ FISHING CREEK IN MILLEDGEVILLE
Lanes: *Exist.* 4 *Prop.* 4 *Length:* 0.41

Total Project Cost: $11,397,943
Total Project Authorizations: *$2,404,520*
Total Parcels: 15
Project Details: Replaces a substandard bridge.

Phase	Fund	Year	Federal	State	Other	Total
PE	*STP*	*2016*	*$1,235,616*	*$308,904*	*$0*	*$1,544,520*
ROW	*STBG*	*2020*	*$688,000*	*$172,000*	*$0*	*$860,000*
CST	STBG	2022	$6,735,539	$1,683,885	$0	$8,419,424
UTL	STBG	2022	$459,200	$114,800	$0	$574,000

Project: **270900-** *Type Work:* Replace Bridge
Descp: CS 685/BARROWS FERRY RD @ TOBLER CREEK NE MILLEDGEVILLE
Lanes: *Exist.* 2 *Prop.* 2 *Length:* 0.26

Total Project Cost: $2,662,933
Total Project Authorizations: *$1,132,857*
Total Parcels: 4

Phase	Fund	Year	Federal	State	Other	Total
PE	*STBG*	*2016*	*$813,485*	*$203,371*	*$0*	*$1,016,857*
ROW	*Local*	*2021*	*$0*	*$0*	*$116,000*	*$116,000*
CST	STBG	2022	$1,214,610	$303,653	$0	$1,518,263
UTL	STBG	2022	$9,450	$2,363	$0	$11,813

Project: **T006091** *Type Work:* Intermodal
Descp: FY 2021-MIDDLE GEORGIA RC-SEC.5304-PLANNING
Lanes: *Exist.* *Prop.* *Length:* 0.00

Total Project Cost: $22,295
Total Project Authorizations: *$22,295*
Total Parcels: 0

Phase	Fund	Year	Federal	State	Other	Total
441A2	*Transit*	*2021*	*$17,836*	*$0*	*$0*	*$17,836*
441A2	*Transit*	*2021*	*$0*	*$2,229*	*$0*	*$2,229*
441A2	*Transit*	*2021*	*$0*	*$0*	*$2,230*	*$2,230*

In Baldwin, Bibb, Crawford, Houston, Jones, Monroe, Peach, Pulaski, Putnam, Twiggs, Wilkinson County

Project: **T006403** *Type Work:* Intermodal
Descp: FY 2021-BALDWIN COUNTY-SEC.5311-OPERATIONS ONLY
Lanes: *Exist.* *Prop.* *Length:* 0.00

Total Project Cost: $120,000
Total Project Authorizations: *$0*
Total Parcels: 0

Phase	Fund	Year	Federal	State	Other	Total
OPR	Transit	2021	$60,000	$0	$60,000	$120,000

Project: **T006454** *Type Work:* Intermodal
Descp: FY 2021-MIDDLE GEORGIA RC-SEC.5311-MOBILITY MGMT
Lanes: *Exist.* *Prop.* *Length:* 0.00

Phase	Fund	Year	Federal	State	Other	Total
OPR	Transit	2021	$104,000	$0	$26,000	$130,000

Total Project Cost: $130,000
Total Project Authorizations: *$0*
Total Parcels: 0

In Baldwin, Bibb, Crawford, Houston, Jones, Monroe, Peach, Pulaski, Putnam, Twiggs, Wilkinson County

Project: **T007121** *Type Work:* Intermodal
Descp: FY 2022-BALDWIN COUNTY-SEC.5311-CAPITAL AND OPERATIONS
Lanes: *Exist.* 0 *Prop.* 0 *Length:* 0.00

Phase	Fund	Year	Federal	State	Other	Total
CAP	Transit	2022	$80,612	$320	$78,372	$159,304

Total Project Cost: $159,304
Total Project Authorizations: *$0*
Total Parcels: 0

Project: **T007166** *Type Work:* Intermodal
Descp: FY 2022-MIDDLE GEORGIA RC-SEC.5311-MOBILITY MGMT
Lanes: *Exist.* 0 *Prop.* 0 *Length:* 0.00

Phase	Fund	Year	Federal	State	Other	Total
CAP	Transit	2022	$48,000	$6,000	$6,000	$60,000

Total Project Cost: $60,000
Total Project Authorizations: *$0*
Total Parcels: 0

In Baldwin, Bibb, Crawford, Houston, Jones, Monroe, Peach, Pulaski, Putnam, Twiggs, Wilkinson County

Project: **T007203** *Type Work:* Intermodal
Descp: FY 2023-BALDWIN COUNTY-SEC.5311-CAPITAL AND OPERATIONS
Lanes: *Exist.* 0 *Prop.* 0 *Length:* 0.00

Phase	Fund	Year	Federal	State	Other	Total
CAP	Transit	2023	$96,000	$0	$24,000	$120,000

Total Project Cost: $120,000
Total Project Authorizations: *$0*
Total Parcels: 0

Project: **T007248** *Type Work:* Intermodal
Descp: FY 2023-MIDDLE GEORGIA RC-SEC.5311-MOBILITY MGMT
Lanes: *Exist.* 0 *Prop.* 0 *Length:* 0.00

Phase	Fund	Year	Federal	State	Other	Total
CAP	Transit	2023	$104,000	$0	$26,000	$130,000

Total Project Cost: $130,000
Total Project Authorizations: *$0*
Total Parcels: 0

In Baldwin, Bibb, Crawford, Houston, Jones, Monroe, Peach, Pulaski, Putnam, Twiggs, Wilkinson County

Project: **T007285** *Type Work:* Intermodal
Descp: FY 2024-BALDWIN COUNTY-SEC.5311-CAPITAL AND OPERATIONS
Lanes: *Exist.* 0 *Prop.* 0 *Length:* 0.00

Phase	Fund	Year	Federal	State	Other	Total
CAP	Transit	2024	$96,000	$0	$24,000	$120,000

Total Project Cost: $120,000
Total Project Authorizations: *$0*
Total Parcels: 0

Project: **T007331** *Type Work:* Intermodal
Descp: FY 2024-MIDDLE GEORGIA RC-SEC.5311-MOBILITY MGMT
Lanes: *Exist.* 0 *Prop.* 0 *Length:* 0.00

Phase	Fund	Year	Federal	State	Other	Total
CAP	Transit	2024	$104,000	$0	$26,000	$130,000

Total Project Cost: $130,000
Total Project Authorizations: *$0*
Total Parcels: 0

In Baldwin, Bibb, Crawford, Houston, Jones, Monroe, Peach, Pulaski, Putnam, Twiggs, Wilkinson County

Baldwin Totals Summary

County Summary excludes lump sum projects

PI #	Year	Phase	Fund	Federal	State	Other	Total
0010712	2021	CST	Local	$0	$0	$13,845	$13,845
0013735	2021	CST	STBG	$2,578,146	$644,537	$0	$3,222,683
0013735	2021	UTL	STBG	$175,668	$43,917	$0	$219,585
0013886	2022	CST	STBG	$6,735,539	$1,683,885	$0	$8,419,424
0013886	2022	UTL	STBG	$459,200	$114,800	$0	$574,000
270900-	2021	ROW	Local	$0	$0	$116,000	$116,000
270900-	2022	CST	STBG	$1,214,610	$303,653	$0	$1,518,263
270900-	2022	UTL	STBG	$9,450	$2,363	$0	$11,813
T006091	2021	441A2	Transit	$0	$0	$156	$156
T006091	2021	441A2	Transit	$1,249	$0	$0	$1,249
T006091	2021	441A2	Transit	$0	$156	$0	$156
T006403	2021	OPR	Transit	$60,000	$0	$60,000	$120,000
T006454	2021	OPR	Transit	$7,280	$0	$1,820	$9,100
T007121	2022	CAP	Transit	$80,612	$320	$78,372	$159,304
T007166	2022	CAP	Transit	$2,400	$300	$300	$3,000
T007203	2023	CAP	Transit	$96,000	$0	$24,000	$120,000
T007248	2023	CAP	Transit	$10,400	$0	$2,600	$13,000
T007285	2024	CAP	Transit	$96,000	$0	$24,000	$120,000
T007331	2024	CAP	Transit	$8,320	$0	$2,080	$10,400
				$11,534,875	***$2,793,930***	***$323,173***	***$14,651,978***

Note: Cost estimates in this section show only the county's portion of the project; If the totals are different from the list above it is an indication that the project is in multiple counties.

Banks

Project: **0013935** *Type Work:* Replace Bridge
Descp: SR 15/US 441 SB @ GROVE CREEK 4.8 MI SE OF HOMER
Lanes: *Exist.* 4 *Prop.* 4 *Length:* 0.53

Total Project Cost: $3,798,042
Total Project Authorizations: *$3,798,042*
Total Parcels: 0
Project Details: Replaces a deteriorated substandard bridge.

Phase	*Fund*	*Year*	*Federal*	*State*	*Other*	*Total*
PE	*NHPP*	*2017*	*$456,000*	*$114,000*	*$0*	*$570,000*
CST	*NHPP*	*2021*	*$2,582,434*	*$645,608*	*$0*	*$3,228,042*

Project: **0015532** *Type Work:* Replace Bridge
Descp: SR 51 @ HUDSON RIVER IN HOMER
Lanes: *Exist.* 2 *Prop.* 2 *Length:* 0.30

Total Project Cost: $5,501,359
Total Project Authorizations: *$900,000*
Total Parcels: 7
Project Details: Replaces a deteriorated substandard bridge.

Phase	*Fund*	*Year*	*Federal*	*State*	*Other*	*Total*
PE	*STBG*	*2019*	*$720,000*	*$180,000*	*$0*	*$900,000*
ROW	STBG	2021	$109,600	$27,400	$0	$137,000
CST	STBG	After 2024	$3,540,573	$885,143	$0	$4,425,717
UTL	STBG	After 2024	$30,914	$7,729	$0	$38,643

Project: **0015533** *Type Work:* Replace Bridge
Descp: SR 59 @ HUDSON RIVER 6 MI SE OF HOMER
Lanes: *Exist.* 2 *Prop.* 2 *Length:* 0.32

Total Project Cost: $5,813,129
Total Project Authorizations: *$900,000*
Total Parcels: 6
Project Details: Replaces a deteriorated substandard bridge.

Phase	*Fund*	*Year*	*Federal*	*State*	*Other*	*Total*
PE	*STBG*	*2018*	*$480,000*	*$120,000*	*$0*	*$600,000*
ROW	*STBG*	*2020*	*$240,000*	*$60,000*	*$0*	*$300,000*
CST	STBG	2021	$3,784,663	$946,166	$0	$4,730,829
UTL	STBG	2021	$145,840	$36,460	$0	$182,300

Project: **0015608** *Type Work:* Replace Bridge
Descp: CR 92/WRIGHTS MILL ROAD @ HUDSON RIVER 7.3 MI SE OF HOMER
Lanes: *Exist.* 2 *Prop.* 2 *Length:* 0.40

Total Project Cost: $2,182,000
Total Project Authorizations: *$743,500*
Total Parcels: 6
Project Details: Replaces a structurally deficient substandard local system bridge.

Phase	*Fund*	*Year*	*Federal*	*State*	*Other*	*Total*
PE	*STBG*	*2019*	*$532,000*	*$133,000*	*$0*	*$665,000*
ROW	*Local*	*2019*	*$0*	*$0*	*$78,500*	*$78,500*
ROW	STBG	2021	$62,800	$15,700	$0	$78,500
CST	STBG	2024	$1,040,000	$260,000	$0	$1,300,000
UTL	STBG	2024	$48,000	$12,000	$0	$60,000

Project: **0015670** *Type Work:* Operational Improvement
Descp: SR 15 FROM I-85 TO CR 18/FAULKNER ROAD; INC REALIGNMENT
Lanes: *Exist.* 4 *Prop.* 4 *Length:* 1.01

Total Project Cost: $7,371,538
Total Project Authorizations: *$2,230,000*
Total Parcels: 19

Phase	*Fund*	*Year*	*Federal*	*State*	*Other*	*Total*
PE	*HSIP*	*2017*	*$495,000*	*$55,000*	*$0*	*$550,000*
ROW	*State*	*2020*	*$0*	*$1,680,000*	*$0*	*$1,680,000*
CST	State	2021	$0	$4,883,930	$0	$4,883,930
UTL	State	2021	$0	$257,608	$0	$257,608

Project: **T006089** *Type Work:* Intermodal
Descp: FY 2021-GEORGIA MOUNTAINS RC-SEC.5304-PLANNING
Lanes: *Exist.* *Prop.* *Length:* 0.00

Total Project Cost: $31,905
Total Project Authorizations: *$31,905*
Total Parcels: 0

Phase	*Fund*	*Year*	*Federal*	*State*	*Other*	*Total*
441A2	*Transit*	*2021*	*$25,524*	*$0*	*$0*	*$25,524*
441A2	*Transit*	*2021*	*$0*	*$3,190*	*$0*	*$3,190*
441A2	*Transit*	*2021*	*$0*	*$0*	*$3,191*	*$3,191*

In Banks, Dawson, Forsyth, Franklin, Habersham, Hall, Hart, Lumpkin, Rabun, Stephens, Towns, Union, White County

Project: **T006404** *Type Work:* Intermodal
Descp: FY 2021-BANKS COUNTY-SEC.5311-CAPITAL AND OPERATIONS
Lanes: *Exist.* *Prop.* *Length:* 0.00

Total Project Cost: $88,790
Total Project Authorizations: *$0*
Total Parcels: 0

Phase	Fund	Year	Federal	State	Other	Total
OPR	Transit	2021	$44,395	$0	$44,395	$88,790

Project: **T007204** *Type Work:* Intermodal
Descp: FY 2023-BANKS COUNTY-SEC.5311-CAPITAL AND OPERATIONS
Lanes: *Exist.* 0 *Prop.* 0 *Length:* 0.00

Total Project Cost: $88,790
Total Project Authorizations: *$0*
Total Parcels: 0

Phase	Fund	Year	Federal	State	Other	Total
CAP	Transit	2023	$71,032	$0	$17,758	$88,790

Project: **T007286** *Type Work:* Intermodal
Descp: FY 2024-BANKS COUNTY-SEC.5311-CAPITAL AND OPERATIONS
Lanes: *Exist.* 0 *Prop.* 0 *Length:* 0.00

Total Project Cost: $88,790
Total Project Authorizations: *$0*
Total Parcels: 0

Phase	Fund	Year	Federal	State	Other	Total
CAP	Transit	2024	$71,032	$0	$17,758	$88,790

Banks Totals Summary

County Summary excludes lump sum projects

PI #	Year	Phase	Fund	Federal	State	Other	Total
0013935	2021	CST	NHPP	$2,582,434	$645,608	$0	$3,228,042
0015532	2021	ROW	STBG	$109,600	$27,400	$0	$137,000
0015533	2021	CST	STBG	$3,784,663	$946,166	$0	$4,730,829
0015533	2021	UTL	STBG	$145,840	$36,460	$0	$182,300
0015608	2021	ROW	STBG	$62,800	$15,700	$0	$78,500
0015608	2024	CST	STBG	$1,040,000	$260,000	$0	$1,300,000
0015608	2024	UTL	STBG	$48,000	$12,000	$0	$60,000
0015670	2021	CST	State	$0	$4,883,930	$0	$4,883,930
0015670	2021	UTL	State	$0	$257,608	$0	$257,608
T006089	2021	441A2	Transit	$0	$0	$223	$223
T006089	2021	441A2	Transit	$1,787	$0	$0	$1,787
T006089	2021	441A2	Transit	$0	$223	$0	$223
T006404	2021	OPR	Transit	$44,395	$0	$44,395	$88,790
T007204	2023	CAP	Transit	$71,032	$0	$17,758	$88,790
T007286	2024	CAP	Transit	$71,032	$0	$17,758	$88,790
				$7,961,583	***$7,085,095***	***$80,134***	***$15,126,812***

Note: Cost estimates in this section show only the county's portion of the project; If the totals are different from the list above it is an indication that the project is in multiple counties.

Barrow

Project: **0013819** *Type Work:* Replace Bridge
Descp: SR 82 @ MIDDLE OCONEE RIVER 5 MI NE OF STATHAM
Lanes: *Exist.* 2 *Prop.* 2 *Length:* 0.46

Total Project Cost: $6,168,569
Total Project Authorizations: *$1,720,000*
Total Parcels: 13

Project Details: Replaces a load restricted bridge.

Phase	*Fund*	*Year*	*Federal*	*State*	*Other*	*Total*
PE	*STBG*	*2016*	*$1,088,000*	*$272,000*	*$0*	*$1,360,000*
ROW	*STBG*	*2020*	*$288,000*	*$72,000*	*$0*	*$360,000*
CST	STBG	2022	$3,533,151	$883,288	$0	$4,416,439
UTL	STBG	2022	$25,704	$6,426	$0	$32,130

In Barrow, Jackson County

Project: **0013910** *Type Work:* Interchange
Descp: SR 316 @ CR 329/BARBER CREEK ROAD
Lanes: *Exist.* 4 *Prop.* 4 *Length:* 0.60

Total Project Cost: $93,840,285
Total Project Authorizations: *$1,500,000*
Total Parcels: 0

Phase	*Fund*	*Year*	*Federal*	*State*	*Other*	*Total*
PE	*State*	*2020*	*$0*	*$1,500,000*	*$0*	*$1,500,000*
PE	NHPP	2022	$1,831,104	$457,776	$0	$2,288,880
PE	NHPP	2023	$1,782,829	$445,707	$0	$2,228,537
PE	State	2024	$0	$500,000	$0	$500,000
ROW	NHPP	2023	$2,122,416	$530,604	$0	$2,653,020
ROW	State	2024	$0	$5,800,000	$0	$5,800,000
CST	NHPP	2023	$14,092,842	$3,523,211	$0	$17,616,053
CST	State	2024	$0	$1,300,000	$0	$1,300,000
CST	NHPP	After 2024	$25,349,695	$6,337,424	$0	$31,687,119
CST	NHPP	After 2024	$22,613,341	$5,653,335	$0	$28,266,677

Project: **0017771** *Type Work:* Replace Bridge
Descp: CR 156/ROBERTSON BRIDGE ROAD @ BARBER CREEK
Lanes: *Exist.* 2 *Prop.* 2 *Length:* 0.40

Total Project Cost: $1,550,000
Total Project Authorizations: *$200,000*
Total Parcels: 2

Phase	*Fund*	*Year*	*Federal*	*State*	*Other*	*Total*
ROW	Local	2023	$0	$0	$50,000	$50,000

Project: **T006092** *Type Work:* Intermodal
Descp: FY 2021-NORTHEAST GEORGIA RC-SEC.5304-PLANNING
Lanes: *Exist.* *Prop.* *Length:* 0.00

Total Project Cost: $31,035
Total Project Authorizations: *$31,035*
Total Parcels: 0

Phase	*Fund*	*Year*	*Federal*	*State*	*Other*	*Total*
441A2	*Transit*	*2021*	*$0*	*$0*	*$3,104*	*$3,104*
441A2	*Transit*	*2021*	*$24,828*	*$0*	*$0*	*$24,828*
441A2	*Transit*	*2021*	*$0*	*$3,103*	*$0*	*$3,103*

In Barrow, Clarke, Elbert, Greene, Jackson, Jasper, Madison, Morgan, Newton, Oconee, Oglethorpe, Walton County

Barrow Totals Summary

County Summary excludes lump sum projects

PI #	Year	Phase	Fund	Federal	State	Other	Total
0013819	2022	CST	STBG	$1,766,576	$441,644	$0	$2,208,220
0013819	2022	UTL	STBG	$12,852	$3,213	$0	$16,065
0013910	2022	PE	NHPP	$1,831,104	$457,776	$0	$2,288,880
0013910	2023	PE	NHPP	$1,782,829	$445,707	$0	$2,228,537
0013910	2023	ROW	NHPP	$2,122,416	$530,604	$0	$2,653,020
0013910	2023	CST	NHPP	$14,092,842	$3,523,211	$0	$17,616,053
0013910	2024	PE	State	$0	$500,000	$0	$500,000
0013910	2024	ROW	State	$0	$5,800,000	$0	$5,800,000
0013910	2024	CST	State	$0	$1,300,000	$0	$1,300,000
0017771	2023	ROW	Local	$0	$0	$50,000	$50,000
T006092	2021	441A2	Transit	$0	$0	$124	$124
T006092	2021	441A2	Transit	$993	$0	$0	$993
T006092	2021	441A2	Transit	$0	$124	$0	$124
				$21,609,613	***$13,002,279***	***$50,124***	***$34,662,016***

Note: Cost estimates in this section show only the county's portion of the project; If the totals are different from the list above it is an indication that the project is in multiple counties.

Ben Hill

Project: **T006095** *Type Work:* Intermodal
Descp: FY 2021-SOUTHERN GEORGIA RC-SEC.5304-PLANNING
Lanes: *Exist.* *Prop.* *Length:* 0.00

Phase	*Fund*	*Year*	*Federal*	*State*	*Other*	*Total*
441A2	*Transit*	*2021*	*$28,288*	*$0*	*$0*	*$28,288*
441A2	*Transit*	*2021*	*$0*	*$3,536*	*$0*	*$3,536*
441A2	*Transit*	*2021*	*$0*	*$0*	*$3,536*	*$3,536*

Total Project Cost: $35,360
Total Project Authorizations: *$35,360*
Total Parcels: 0

In Atkinson, Bacon, Ben Hill, Berrien, Brantley, Brooks, Charlton, Clinch, Coffee, Cook, Echols, Irwin, Lanier, Lowndes, Pierce, Tift, Turner, Ware County

Project: **T006406** *Type Work:* Intermodal
Descp: FY 2021-BEN HILL COUNTY-SEC.5311-CAPITAL AND OPERATIONS
Lanes: *Exist.* *Prop.* *Length:*

Phase	*Fund*	*Year*	*Federal*	*State*	*Other*	*Total*
OPR	Transit	2021	$212,951	$0	$212,951	$425,902

Total Project Cost: $425,902
Total Project Authorizations: *$0*
Total Parcels: 0

Project: **T006456** *Type Work:* Intermodal
Descp: FY 2021-SOUTHERN GEORGIA RC-SEC.5311-CAPITAL AND OPERATIONS
Lanes: *Exist.* *Prop.* *Length:*

Phase	*Fund*	*Year*	*Federal*	*State*	*Other*	*Total*
OPR	Transit	2021	$128,867	$0	$128,867	$257,734

Total Project Cost: $257,734
Total Project Authorizations: *$0*
Total Parcels: 0

In Atkinson, Bacon, Ben Hill, Berrien, Brantley, Brooks, Charlton, Clinch, Coffee, Cook, Echols, Irwin, Lanier, Lowndes, Pierce, Tift, Turner, Ware County

Project: **T007124** *Type Work:* Intermodal
Descp: FY 2022-BEN HILL COUNTY-SEC.5311-CAPITAL AND OPERATIONS
Lanes: *Exist.* 0 *Prop.* 0 *Length:* 0.00

Phase	*Fund*	*Year*	*Federal*	*State*	*Other*	*Total*
CAP	Transit	2022	$395,175	$15,756	$284,881	$695,813

Total Project Cost: $695,813
Total Project Authorizations: *$0*
Total Parcels: 0

Project: **T007206** *Type Work:* Intermodal
Descp: FY 2023-BEN HILL COUNTY-SEC.5311-CAPITAL AND OPERATIONS
Lanes: *Exist.* 0 *Prop.* 0 *Length:* 0.00

Phase	*Fund*	*Year*	*Federal*	*State*	*Other*	*Total*
CAP	Transit	2023	$340,722	$0	$85,180	$425,902

Total Project Cost: $425,902
Total Project Authorizations: *$0*
Total Parcels: 0

Project: **T007288** *Type Work:* Intermodal
Descp: FY 2024-BEN HILL COUNTY-SEC.5311-CAPITAL AND OPERATIONS
Lanes: *Exist.* 0 *Prop.* 0 *Length:* 0.00

Phase	*Fund*	*Year*	*Federal*	*State*	*Other*	*Total*
CAP	Transit	2024	$340,722	$0	$85,180	$425,902

Total Project Cost: $425,902
Total Project Authorizations: *$0*
Total Parcels: 0

Ben Hill Totals Summary

County Summary excludes lump sum projects

PI #	Year	Phase	Fund	Federal	State	Other	Total
T006095	2021	441A2	Transit	$0	$0	$106	$106
T006095	2021	441A2	Transit	$849	$0	$0	$849
T006095	2021	441A2	Transit	$0	$106	$0	$106
T006406	2021	OPR	Transit	$212,951	$0	$212,951	$425,902
T006456	2021	OPR	Transit	$6,443	$0	$6,443	$12,887
T007124	2022	CAP	Transit	$395,175	$15,756	$284,881	$695,813
T007206	2023	CAP	Transit	$340,722	$0	$85,180	$425,902
T007288	2024	CAP	Transit	$340,722	$0	$85,180	$425,902
				$1,296,862	***$15,862***	***$674,743***	***$1,987,466***

Note: Cost estimates in this section show only the county's portion of the project; If the totals are different from the list above it is an indication that the project is in multiple counties.

Berrien

Project: **T006095** *Type Work:* Intermodal
Descp: FY 2021-SOUTHERN GEORGIA RC-SEC.5304-PLANNING
Lanes: *Exist.* *Prop.* *Length:* 0.00

Total Project Cost: $35,360
Total Project Authorizations: *$35,360*
Total Parcels: 0

Phase	Fund	Year	Federal	State	Other	Total
441A2	*Transit*	*2021*	*$28,288*	*$0*	*$0*	*$28,288*
441A2	*Transit*	*2021*	*$0*	*$3,536*	*$0*	*$3,536*
441A2	*Transit*	*2021*	*$0*	*$0*	*$3,536*	*$3,536*

In Atkinson, Bacon, Ben Hill, Berrien, Brantley, Brooks, Charlton, Clinch, Coffee, Cook, Echols, Irwin, Lanier, Lowndes, Pierce, Tift, Turner, Ware County

Project: **T006407** *Type Work:* Intermodal
Descp: FY 2021-BERRIEN COUNTY-SEC.5311-CAPITAL AND OPERATIONS
Lanes: *Exist.* *Prop.* *Length:*

Total Project Cost: $108,970
Total Project Authorizations: *$0*
Total Parcels: 0

Phase	Fund	Year	Federal	State	Other	Total
OPR	Transit	2021	$54,485	$0	$54,485	$108,970

Project: **T006456** *Type Work:* Intermodal
Descp: FY 2021-SOUTHERN GEORGIA RC-SEC.5311-CAPITAL AND OPERATIONS
Lanes: *Exist.* *Prop.* *Length:*

Total Project Cost: $257,734
Total Project Authorizations: *$0*
Total Parcels: 0

Phase	Fund	Year	Federal	State	Other	Total
OPR	Transit	2021	$128,867	$0	$128,867	$257,734

In Atkinson, Bacon, Ben Hill, Berrien, Brantley, Brooks, Charlton, Clinch, Coffee, Cook, Echols, Irwin, Lanier, Lowndes, Pierce, Tift, Turner, Ware County

Project: **T007125** *Type Work:* Intermodal
Descp: FY 2022-BERRIEN COUNTY-SEC.5311-CAPITAL AND OPERATIONS
Lanes: *Exist.* 0 *Prop.* 0 *Length:* 0.00

Total Project Cost: $210,041
Total Project Authorizations: *$0*
Total Parcels: 0

Phase	Fund	Year	Federal	State	Other	Total
CAP	Transit	2022	$120,777	$5,252	$84,012	$210,041

Project: **T007207** *Type Work:* Intermodal
Descp: FY 2023-BERRIEN COUNTY-SEC.5311-CAPITAL AND OPERATIONS
Lanes: *Exist.* *Prop.* *Length:*

Total Project Cost: $108,970
Total Project Authorizations: *$0*
Total Parcels: 0

Phase	Fund	Year	Federal	State	Other	Total
CAP	Transit	2023	$87,176	$0	$21,794	$108,970

Project: **T007289** *Type Work:* Intermodal
Descp: FY 2024-BERRIEN COUNTY-SEC.5311-CAPITAL AND OPERATIONS
Lanes: *Exist.* 0 *Prop.* 0 *Length:* 0.00

Total Project Cost: $108,970
Total Project Authorizations: *$0*
Total Parcels: 0

Phase	Fund	Year	Federal	State	Other	Total
CAP	Transit	2024	$87,176	$0	$21,794	$108,970

Berrien Totals Summary

County Summary excludes lump sum projects

PI #	Year	Phase	Fund	Federal	State	Other	Total
T006095	2021	441A2	Transit	$0	$0	$212	$212
T006095	2021	441A2	Transit	$1,697	$0	$0	$1,697
T006095	2021	441A2	Transit	$0	$212	$0	$212
T006407	2021	OPR	Transit	$54,485	$0	$54,485	$108,970
T006456	2021	OPR	Transit	$6,443	$0	$6,443	$12,887
T007125	2022	CAP	Transit	$120,777	$5,252	$84,012	$210,041
T007207	2023	CAP	Transit	$87,176	$0	$21,794	$108,970
T007289	2024	CAP	Transit	$87,176	$0	$21,794	$108,970
				$357,754	***$5,464***	***$188,741***	***$551,959***

Note: Cost estimates in this section show only the county's portion of the project; If the totals are different from the list above it is an indication that the project is in multiple counties.

Bleckley

Project: **T006090** *Type Work:* Intermodal
Descp: FY 2021-HEART OF GEORGIA RC-SEC.5304-PLANNING
Lanes: *Exist.* *Prop.* *Length:* 0.00

Total Project Cost: $36,395
Total Project Authorizations: *$36,395*
Total Parcels: 0

Phase	Fund	Year	Federal	State	Other	Total
441A2	*Transit*	*2021*	*$0*	*$3,639*	*$0*	*$3,639*
441A2	*Transit*	*2021*	*$0*	*$0*	*$3,640*	*$3,640*
441A2	*Transit*	*2021*	*$29,116*	*$0*	*$0*	*$29,116*

In Appling, Bleckley, Candler, Dodge, Emanuel, Evans, Jeff Davis, Johnson, Laurens, Montgomery, Tattnall, Telfair, Toombs, Treutlen, Wayne, Wheeler, Wilcox County

Project: **T006408** *Type Work:* Intermodal
Descp: FY 2021-BLECKLEY COUNTY-SEC.5311-CAPITAL AND OPERATIONS
Lanes: *Exist.* *Prop.* *Length:*

Total Project Cost: $117,146
Total Project Authorizations: *$0*
Total Parcels: 0

Phase	Fund	Year	Federal	State	Other	Total
OPR	Transit	2021	$58,573	$0	$58,573	$117,146

Project: **T007126** *Type Work:* Intermodal
Descp: FY 2022-BLECKLEY COUNTY-SEC.5311-OPERATIONS ONLY
Lanes: *Exist.* 0 *Prop.* 0 *Length:* 0.00

Total Project Cost: $134,076
Total Project Authorizations: *$0*
Total Parcels: 0

Phase	Fund	Year	Federal	State	Other	Total
CAP	Transit	2022	$67,038	$0	$67,038	$134,076

Project: **T007208** *Type Work:* Intermodal
Descp: FY 2023-BLECKLEY COUNTY-SEC.5311-CAPITAL AND OPERATIONS
Lanes: *Exist.* 0 *Prop.* 0 *Length:* 0.00

Total Project Cost: $117,146
Total Project Authorizations: *$0*
Total Parcels: 0

Phase	Fund	Year	Federal	State	Other	Total
CAP	Transit	2023	$93,717	$0	$23,429	$117,146

Project: **T007290** *Type Work:* Intermodal
Descp: FY 2024-BLECKLEY COUNTY-SEC.5311-CAPITAL AND OPERATIONS
Lanes: *Exist.* 0 *Prop.* 0 *Length:* 0.00

Total Project Cost: $117,146
Total Project Authorizations: *$0*
Total Parcels: 0

Phase	Fund	Year	Federal	State	Other	Total
CAP	Transit	2024	$93,717	$0	$23,429	$117,146

Bleckley Totals Summary

County Summary excludes lump sum projects

PI #	Year	Phase	Fund	Federal	State	Other	Total
T006090	2021	441A2	Transit	$0	$0	$109	$109
T006090	2021	441A2	Transit	$873	$0	$0	$873
T006090	2021	441A2	Transit	$0	$109	$0	$109
T006408	2021	OPR	Transit	$58,573	$0	$58,573	$117,146
T007126	2022	CAP	Transit	$67,038	$0	$67,038	$134,076
T007208	2023	CAP	Transit	$93,717	$0	$23,429	$117,146
T007290	2024	CAP	Transit	$93,717	$0	$23,429	$117,146
				$313,918	***$109***	***$172,579***	***$486,606***

Note: Cost estimates in this section show only the county's portion of the project; If the totals are different from the list above it is an indication that the project is in multiple counties.

Brantley

Project: **0013713** *Type Work:* Replace Bridge
Descp: SR 520/US 82 @ BIG CREEK 3 MI W OF HOBOKEN
Lanes: *Exist.* 4 *Prop.* 4 *Length:* 0.80

Total Project Cost: $4,412,777
Total Project Authorizations: *$1,096,975*
Total Parcels: 0
Project Details: Replaces a scour critical, load restricted bridge.

Phase	*Fund*	*Year*	*Federal*	*State*	*Other*	*Total*
PE	*NHPP*	*2016*	*$877,580*	*$219,395*	*$0*	*$1,096,975*
CST	Bond	2021	$0	$0	$3,267,402	$3,267,402
UTL	Bond	2021	$0	$0	$48,400	$48,400

Project: **0015536** *Type Work:* Replace Bridge
Descp: SR 520 @ SATILLA RIVER OVERFLOW 14 MI E OF HOBOKEN - TIA
Lanes: *Exist.* 4 *Prop.* 4 *Length:* 1.09

Total Project Cost: $7,585,961
Total Project Authorizations: *$600,000*
Total Parcels: 0
Project Details: Replaces a structurally deficient bridge.

Phase	*Fund*	*Year*	*Federal*	*State*	*Other*	*Total*
PE	*NHPP*	*2018*	*$480,000*	*$120,000*	*$0*	*$600,000*
PE	State	2021	$0	$0	$200,000	$200,000
CST	State	After 2024	$0	$6,785,961	$0	$6,785,961

Project: **0015660** *Type Work:* Replace Bridge
Descp: CR 122/HUMPBACK RD @ LITTLE SATILLA RIVER 6 MI N OF NAHUNTA
Lanes: *Exist.* 2 *Prop.* 2 *Length:* 0.40

Total Project Cost: $2,171,443
Total Project Authorizations: *$814,943*
Total Parcels: 0
Project Details: Replaces a structurally deficient substandard local system bridge.

Phase	*Fund*	*Year*	*Federal*	*State*	*Other*	*Total*
PE	*STBG*	*2019*	*$606,754*	*$151,689*	*$0*	*$758,443*
ROW	*Local*	*2018*	*$0*	*$0*	*$56,500*	*$56,500*
ROW	STBG	2021	$45,200	$11,300	$0	$56,500
CST	STBG	2024	$1,040,000	$260,000	$0	$1,300,000

Project: **T006095** *Type Work:* Intermodal
Descp: FY 2021-SOUTHERN GEORGIA RC-SEC.5304-PLANNING
Lanes: *Exist.* *Prop.* *Length:* 0.00

Total Project Cost: $35,360
Total Project Authorizations: *$35,360*
Total Parcels: 0

Phase	*Fund*	*Year*	*Federal*	*State*	*Other*	*Total*
441A2	*Transit*	*2021*	*$28,288*	*$0*	*$0*	*$28,288*
441A2	*Transit*	*2021*	*$0*	*$3,536*	*$0*	*$3,536*
441A2	*Transit*	*2021*	*$0*	*$0*	*$3,536*	*$3,536*

In Atkinson, Bacon, Ben Hill, Berrien, Brantley, Brooks, Charlton, Clinch, Coffee, Cook, Echols, Irwin, Lanier, Lowndes, Pierce, Tift, Turner, Ware County

Project: **T006409** *Type Work:* Intermodal
Descp: FY 2021-BRANTLEY COUNTY-SEC.5311-CAPITAL AND OPERATIONS
Lanes: *Exist.* *Prop.* *Length:*

Total Project Cost: $66,248
Total Project Authorizations: *$0*
Total Parcels: 0

Phase	*Fund*	*Year*	*Federal*	*State*	*Other*	*Total*
OPR	Transit	2021	$33,124	$0	$33,124	$66,248

Project: **T006456** *Type Work:* Intermodal
Descp: FY 2021-SOUTHERN GEORGIA RC-SEC.5311-CAPITAL AND OPERATIONS
Lanes: *Exist.* *Prop.* *Length:*

Total Project Cost: $257,734
Total Project Authorizations: *$0*
Total Parcels: 0

Phase	*Fund*	*Year*	*Federal*	*State*	*Other*	*Total*
OPR	Transit	2021	$128,867	$0	$128,867	$257,734

In Atkinson, Bacon, Ben Hill, Berrien, Brantley, Brooks, Charlton, Clinch, Coffee, Cook, Echols, Irwin, Lanier, Lowndes, Pierce, Tift, Turner, Ware County

Project: **T007127** *Type Work:* Intermodal
Descp: FY 2022-BRANTLEY COUNTY-SEC.5311-CAPITAL AND OPERATIONS
Lanes: *Exist.* 0 *Prop.* 0 *Length:* 0.00

Total Project Cost: $132,521
Total Project Authorizations: *$0*
Total Parcels: 0

Phase	Fund	Year	Federal	State	Other	Total
CAP	Transit	2022	$82,017	$5,252	$45,252	$132,521

Project: **T007209** *Type Work:* Intermodal
Descp: FY 2023-BRANTLEY COUNTY-SEC.5311-CAPITAL AND OPERATIONS
Lanes: *Exist.* 0 *Prop.* 0 *Length:* 0.00

Total Project Cost: $66,248
Total Project Authorizations: *$0*
Total Parcels: 0

Phase	Fund	Year	Federal	State	Other	Total
CAP	Transit	2023	$52,998	$0	$13,250	$66,248

Project: **T007291** *Type Work:* Intermodal
Descp: FY 2024-BRANTLEY COUNTY-SEC.5311-CAPITAL AND OPERATIONS
Lanes: *Exist.* 0 *Prop.* 0 *Length:* 0.00

Total Project Cost: $66,248
Total Project Authorizations: *$0*
Total Parcels: 0

Phase	Fund	Year	Federal	State	Other	Total
CAP	Transit	2024	$52,998	$0	$13,250	$66,248

Brantley Totals Summary

County Summary excludes lump sum projects

PI #	Year	Phase	Fund	Federal	State	Other	Total
0013713	2021	CST	Bond	$0	$0	$3,267,402	$3,267,402
0013713	2021	UTL	Bond	$0	$0	$48,400	$48,400
0015536	2021	PE	State	$0	$0	$200,000	$200,000
0015660	2021	ROW	STBG	$45,200	$11,300	$0	$56,500
0015660	2024	CST	STBG	$1,040,000	$260,000	$0	$1,300,000
T006095	2021	441A2	Transit	$0	$0	$212	$212
T006095	2021	441A2	Transit	$1,697	$0	$0	$1,697
T006095	2021	441A2	Transit	$0	$212	$0	$212
T006409	2021	OPR	Transit	$33,124	$0	$33,124	$66,248
T006456	2021	OPR	Transit	$6,443	$0	$6,443	$12,887
T007127	2022	CAP	Transit	$82,017	$5,252	$45,252	$132,521
T007209	2023	CAP	Transit	$52,998	$0	$13,250	$66,248
T007291	2024	CAP	Transit	$52,998	$0	$13,250	$66,248
				$1,314,478	***$276,764***	***$3,627,333***	***$5,218,575***

Note: Cost estimates in this section show only the county's portion of the project; If the totals are different from the list above it is an indication that the project is in multiple counties.

Brooks

Project: **0013714** *Type Work:* Replace Bridge
Descp: SR 76/SR 333 @ CS 834/CRAWFORD ST & CSX #636942L IN QUITMAN
Lanes: *Exist.* 4 *Prop.* 4 *Length:* 0.38

Total Project Cost: $17,736,623
Total Project Authorizations: *$2,364,655*
Total Parcels: 31
Project Details: Replaces a substandard deteriorated bridge.

Phase	Fund	Year	Federal	State	Other	Total
PE	*STP*	*2016*	*$1,891,724*	*$472,931*	*$0*	*$2,364,655*
ROW	STBG	2021	$1,172,739	$293,185	$0	$1,465,924
CST	STBG	After 2024	$11,124,835	$2,781,209	$0	$13,906,044

Project: **0013801** *Type Work:* Replace Bridge
Descp: SR 122 @ MULE CREEK 2 MI E OF PAVO
Lanes: *Exist.* 2 *Prop.* 2 *Length:* 0.32

Total Project Cost: $3,229,196
Total Project Authorizations: *$1,066,503*
Total Parcels: 0
Project Details: Replaces a substandard deteriorated bridge.

Phase	Fund	Year	Federal	State	Other	Total
PE	*STBG*	*2016*	*$853,202*	*$213,301*	*$0*	*$1,066,503*
CST	STBG	2021	$1,730,154	$432,539	$0	$2,162,693

Project: **0013802** *Type Work:* Replace Bridge
Descp: SR 122 @ BRICE POND TRIB & @ OKAPILCO CREEK
Lanes: *Exist.* 2 *Prop.* 2 *Length:* 0.80

Total Project Cost: $11,378,659
Total Project Authorizations: *$1,859,610*
Total Parcels: 0
Project Details: Replaces 2 substandard deteriorated bridges.

Phase	Fund	Year	Federal	State	Other	Total
PE	*STBG*	*2016*	*$754,207*	*$188,552*	*$0*	*$942,759*
PE	*HIP*	*2016*	*$733,480*	*$183,370*	*$0*	*$916,851*
ROW	STBG	2021	$20,400	$5,100	$0	$25,500
CST	STBG	2022	$7,594,839	$1,898,710	$0	$9,493,549

Project: **0015603** *Type Work:* Replace Bridge
Descp: CR 245/OLD MADISON ROAD @ PISCOLA CREEK 3.5 MI SE OF QUITMAN
Lanes: *Exist.* 2 *Prop.* 2 *Length:* 0.40

Total Project Cost: $3,505,000
Total Project Authorizations: *$811,000*
Total Parcels: 0
Project Details: Replaces a structurally deficient substandard bridge.

Phase	Fund	Year	Federal	State	Other	Total
PE	*STBG*	*2019*	*$581,600*	*$145,400*	*$0*	*$727,000*
ROW	*Local*	*2018*	*$0*	*$0*	*$84,000*	*$84,000*
ROW	STBG	2021	$67,200	$16,800	$0	$84,000
CST	STBG	2024	$2,080,000	$520,000	$0	$2,600,000
UTL	STBG	2024	$8,000	$2,000	$0	$10,000

Project: **T006095** *Type Work:* Intermodal
Descp: FY 2021-SOUTHERN GEORGIA RC-SEC.5304-PLANNING
Lanes: *Exist.* *Prop.* *Length:* 0.00

Total Project Cost: $35,360
Total Project Authorizations: *$35,360*
Total Parcels: 0

Phase	Fund	Year	Federal	State	Other	Total
441A2	*Transit*	*2021*	*$28,288*	*$0*	*$0*	*$28,288*
441A2	*Transit*	*2021*	*$0*	*$3,536*	*$0*	*$3,536*
441A2	*Transit*	*2021*	*$0*	*$0*	*$3,536*	*$3,536*

In Atkinson, Bacon, Ben Hill, Berrien, Brantley, Brooks, Charlton, Clinch, Coffee, Cook, Echols, Irwin, Lanier, Lowndes, Pierce, Tift, Turner, Ware County

Project: **T006410** *Type Work:* Intermodal
Descp: FY 2021-BROOKS COUNTY-SEC.5311-CAPITAL AND OPERATIONS
Lanes: *Exist.* *Prop.* *Length:*

Total Project Cost: $281,288
Total Project Authorizations: *$0*
Total Parcels: 0

Phase	Fund	Year	Federal	State	Other	Total
OPR	Transit	2021	$140,644	$0	$140,644	$281,288

Project: **T006456** *Type Work:* Intermodal
Descp: FY 2021-SOUTHERN GEORGIA RC-SEC.5311-CAPITAL AND OPERATIONS
Lanes: *Exist.* *Prop.* *Length:*

Phase	Fund	Year	Federal	State	Other	Total
OPR	Transit	2021	$128,867	$0	$128,867	$257,734

Total Project Cost: $257,734
Total Project Authorizations: *$0*
Total Parcels: 0
In Atkinson, Bacon, Ben Hill, Berrien, Brantley, Brooks, Charlton, Clinch, Coffee, Cook, Echols, Irwin, Lanier, Lowndes, Pierce, Tift, Turner, Ware County

Project: **T007128** *Type Work:* Intermodal
Descp: FY 2022-BROOKS COUNTY-SEC.5311-CAPITAL AND OPERATIONS
Lanes: *Exist.* 0 *Prop.* 0 *Length:* 0.00

Phase	Fund	Year	Federal	State	Other	Total
CAP	Transit	2022	$143,204	$320	$140,964	$284,488

Total Project Cost: $284,488
Total Project Authorizations: *$0*
Total Parcels: 0

Project: **T007210** *Type Work:* Intermodal
Descp: FY 2023-BROOKS COUNTY-SEC.5311-CAPITAL AND OPERATIONS
Lanes: *Exist.* 0 *Prop.* 0 *Length:* 0.00

Phase	Fund	Year	Federal	State	Other	Total
CAP	Transit	2023	$225,030	$0	$56,258	$281,288

Total Project Cost: $281,288
Total Project Authorizations: *$0*
Total Parcels: 0

Project: **T007292** *Type Work:* Intermodal
Descp: FY 2024-BROOKS COUNTY-SEC.5311-CAPITAL AND OPERATIONS
Lanes: *Exist.* 0 *Prop.* 0 *Length:* 0.00

Phase	Fund	Year	Federal	State	Other	Total
CAP	Transit	2024	$225,030	$0	$56,258	$281,288

Total Project Cost: $281,288
Total Project Authorizations: *$0*
Total Parcels: 0

Brooks Totals Summary

County Summary excludes lump sum projects

PI #	Year	Phase	Fund	Federal	State	Other	Total
0013714	2021	ROW	STBG	$1,172,739	$293,185	$0	$1,465,924
0013801	2021	CST	STBG	$1,730,154	$432,539	$0	$2,162,693
0013802	2021	ROW	STBG	$20,400	$5,100	$0	$25,500
0013802	2022	CST	STBG	$7,594,839	$1,898,710	$0	$9,493,549
0015603	2021	ROW	STBG	$67,200	$16,800	$0	$84,000
0015603	2024	CST	STBG	$2,080,000	$520,000	$0	$2,600,000
0015603	2024	UTL	STBG	$8,000	$2,000	$0	$10,000
T006095	2021	441A2	Transit	$0	$0	$212	$212
T006095	2021	441A2	Transit	$0	$212	$0	$212
T006095	2021	441A2	Transit	$1,697	$0	$0	$1,697
T006410	2021	OPR	Transit	$140,644	$0	$140,644	$281,288
T006456	2021	OPR	Transit	$7,732	$0	$7,732	$15,464
T007128	2022	CAP	Transit	$143,204	$320	$140,964	$284,488
T007210	2023	CAP	Transit	$225,030	$0	$56,258	$281,288
T007292	2024	CAP	Transit	$225,030	$0	$56,258	$281,288
				$13,416,671	***$3,168,865***	***$402,067***	***$16,987,603***

Note: Cost estimates in this section show only the county's portion of the project; If the totals are different from the list above it is an indication that the project is in multiple counties.

Bryan

Project: **0016507** *Type Work:* Replace Bridge
Descp: I-16 @ CR 12/OLIVE BRANCH ROAD 9.1 MI NE OF PEMBROKE
Lanes: *Exist.* 4 *Prop.* 4 *Length:* 0.40

Total Project Cost: $4,100,000
Total Project Authorizations: *$750,000*
Total Parcels: 4

Phase	Fund	Year	Federal	State	Other	Total
PE	*NHPP*	*2020*	*$600,000*	*$150,000*	*$0*	*$750,000*
ROW	NHPP	2024	$200,000	$50,000	$0	$250,000
CST	NHPP	After 2024	$2,400,000	$600,000	$0	$3,000,000
UTL	NHPP	After 2024	$80,000	$20,000	$0	$100,000

Project: **T006088** *Type Work:* Intermodal
Descp: FY 2021-COASTAL RC-SEC.5304-PLANNING
Lanes: *Exist.* *Prop.* *Length:* 0.00

Total Project Cost: $34,775
Total Project Authorizations: *$34,775*
Total Parcels: 0

Phase	Fund	Year	Federal	State	Other	Total
441A2	*Transit*	*2021*	*$27,820*	*$0*	*$0*	*$27,820*
441A2	*Transit*	*2021*	*$0*	*$0*	*$3,478*	*$3,478*
441A2	*Transit*	*2021*	*$0*	*$3,477*	*$0*	*$3,477*

In Bryan, Bulloch, Camden, Chatham, Effingham, Glynn, Liberty, Long, McIntosh, Screven County

Project: **T006420** *Type Work:* Intermodal
Descp: FY 2021-COASTAL RC-SEC.5311-CAPITAL AND OPERATIONS
Lanes: *Exist.* *Prop.* *Length:* 0.00

Total Project Cost: $3,384,530
Total Project Authorizations: *$0*
Total Parcels: 0

Phase	Fund	Year	Federal	State	Other	Total
OPR	Transit	2021	$1,692,265	$0	$1,692,265	$3,384,530

In Bryan, Bulloch, Camden, Chatham, Effingham, Glynn, Liberty, Long, McIntosh, Screven County

Project: **T007138** *Type Work:* Intermodal
Descp: FY 2022-COASTAL RC-SEC.5311-CAPITAL AND OPERATIONS
Lanes: *Exist.* 0 *Prop.* 0 *Length:* 0.00

Total Project Cost: $5,235,888
Total Project Authorizations: *$0*
Total Parcels: 0

Phase	Fund	Year	Federal	State	Other	Total
CAP	Transit	2022	$2,997,185	$126,414	$2,112,289	$5,235,888

In Bryan, Bulloch, Camden, Chatham, Effingham, Glynn, Liberty, Long, McIntosh, Screven County

Project: **T007220** *Type Work:* Intermodal
Descp: FY 2023-COASTAL RC-SEC.5311-CAPITAL AND OPERATIONS
Lanes: *Exist.* 0 *Prop.* 0 *Length:* 0.00

Total Project Cost: $3,384,530
Total Project Authorizations: *$0*
Total Parcels: 0

Phase	Fund	Year	Federal	State	Other	Total
CAP	Transit	2023	$2,707,624	$0	$676,906	$3,384,530

In Bryan, Bulloch, Camden, Chatham, Effingham, Glynn, Liberty, Long, McIntosh, Screven County

Project: **T007303** *Type Work:* Intermodal
Descp: FY 2024-COASTAL RC-SEC.5311-CAPITAL AND OPERATIONS
Lanes: *Exist.* 0 *Prop.* 0 *Length:* 0.00

Total Project Cost: $3,384,530
Total Project Authorizations: *$0*
Total Parcels: 0

Phase	Fund	Year	Federal	State	Other	Total
CAP	Transit	2024	$2,707,624	$0	$676,906	$3,384,530

In Bryan, Bulloch, Camden, Chatham, Effingham, Glynn, Liberty, Long, McIntosh, Screven County

Bryan Totals Summary

County Summary excludes lump sum projects

PI #	Year	Phase	Fund	Federal	State	Other	Total
0016507	2024	ROW	NHPP	$200,000	$50,000	$0	$250,000
T006088	2021	441A2	Transit	$2,226	$0	$0	$2,226
T006088	2021	441A2	Transit	$0	$0	$278	$278
T006088	2021	441A2	Transit	$0	$278	$0	$278
T006420	2021	OPR	Transit	$135,381	$0	$135,381	$270,762
T007138	2022	CAP	Transit	$299,719	$12,641	$211,229	$523,589
T007220	2023	CAP	Transit	$270,762	$0	$67,691	$338,453
T007303	2024	CAP	Transit	$270,762	$0	$67,691	$338,453
				$1,178,850	***$62,920***	***$482,270***	***$1,724,039***

Note: Cost estimates in this section show only the county's portion of the project; If the totals are different from the list above it is an indication that the project is in multiple counties.

Bulloch

Project: **0013804** *Type Work:* Replace Bridge
Descp: SR 119 @ OGEECHEE RIVER & OVERFLOW 13.6 MI SE OF BROOKLET
Lanes: *Exist.* 2 *Prop.* 2 *Length:* 1.08

Total Project Cost: $18,000,509
Total Project Authorizations: *$1,700,000*
Total Parcels: 4

Phase	Fund	Year	Federal	State	Other	Total
PE	*STBG*	*2016*	*$1,360,000*	*$340,000*	*$0*	*$1,700,000*
ROW	STBG	2021	$99,878	$24,970	$0	$124,848
CST	STBG	2024	$12,940,529	$3,235,132	$0	$16,175,661

In Bulloch, Effingham County

Project: **0015605** *Type Work:* Replace Bridge
Descp: CR 927/OLD HWY 46 @ ASH BRANCH 11.6 MI SE OF BROOKLET
Lanes: *Exist.* 2 *Prop.* 2 *Length:* 0.31

Total Project Cost: $2,208,000
Total Project Authorizations: *$579,000*
Total Parcels: 0
Project Details: Replaces a structurally deficient substandard bridge.

Phase	Fund	Year	Federal	State	Other	Total
PE	*STBG*	*2019*	*$400,000*	*$100,000*	*$0*	*$500,000*
ROW	*Local*	*2019*	*$0*	*$0*	*$79,000*	*$79,000*
ROW	STBG	2021	$63,200	$15,800	$0	$79,000
CST	STBG	2024	$1,200,000	$300,000	$0	$1,500,000
UTL	STBG	2024	$40,000	$10,000	$0	$50,000

Project: **0016464** *Type Work:* Roundabout
Descp: SR 73/US 25 @ SR 67
Lanes: *Exist.* 2 *Prop.* 2 *Length:* 0.60

Total Project Cost: $5,950,000
Total Project Authorizations: *$0*
Total Parcels: 0

Phase	Fund	Year	Federal	State	Other	Total
PE	HSIP	LUMP	$800,000	$0	$0	$800,000
ROW	Local	2023	$0	$0	$1,500,000	$1,500,000
ROW	HSIP	LUMP	$500,000	$0	$0	$500,000
CST	HSIP	LUMP	$3,000,000	$0	$0	$3,000,000
UTL	HSIP	LUMP	$150,000	$0	$0	$150,000

Project: **0016604** *Type Work:* Replace Bridge
Descp: CR 9/AKINS POND ROAD @ MILL CREEK
Lanes: *Exist.* 2 *Prop.* 2 *Length:* 0.40

Total Project Cost: $2,880,000
Total Project Authorizations: *$650,000*
Total Parcels: 4

Phase	Fund	Year	Federal	State	Other	Total
PE	*STBG*	*2021*	*$520,000*	*$130,000*	*$0*	*$650,000*
ROW	Local	2023	$0	$0	$50,000	$50,000
ROW	STBG	2023	$80,000	$20,000	$0	$100,000
CST	STBG	After 2024	$1,600,000	$400,000	$0	$2,000,000
UTL	STBG	After 2024	$64,000	$16,000	$0	$80,000

Project: **T006088** *Type Work:* Intermodal
Descp: FY 2021-COASTAL RC-SEC.5304-PLANNING
Lanes: *Exist.* *Prop.* *Length:* 0.00

Total Project Cost: $34,775
Total Project Authorizations: *$34,775*
Total Parcels: 0

Phase	Fund	Year	Federal	State	Other	Total
441A2	*Transit*	*2021*	*$27,820*	*$0*	*$0*	*$27,820*
441A2	*Transit*	*2021*	*$0*	*$0*	*$3,478*	*$3,478*
441A2	*Transit*	*2021*	*$0*	*$3,477*	*$0*	*$3,477*

In Bryan, Bulloch, Camden, Chatham, Effingham, Glynn, Liberty, Long, McIntosh, Screven County

Project: **T006420** *Type Work:* Intermodal
Descp: FY 2021-COASTAL RC-SEC.5311-CAPITAL AND OPERATIONS
Lanes: *Exist.* *Prop.* *Length:* 0.00

Total Project Cost: $3,384,530
Total Project Authorizations: *$0*
Total Parcels: 0

Phase	Fund	Year	Federal	State	Other	Total
OPR	Transit	2021	$1,692,265	$0	$1,692,265	$3,384,530

In Bryan, Bulloch, Camden, Chatham, Effingham, Glynn, Liberty, Long, McIntosh, Screven County

Project: **T007138** *Type Work:* Intermodal
Descp: FY 2022-COASTAL RC-SEC.5311-CAPITAL AND OPERATIONS
Lanes: *Exist.* 0 *Prop.* 0 *Length:* 0.00

Phase	*Fund*	*Year*	*Federal*	*State*	*Other*	*Total*
CAP	Transit	2022	$2,997,185	$126,414	$2,112,289	$5,235,888

Total Project Cost: $5,235,888
Total Project Authorizations: *$0*
Total Parcels: 0

In Bryan, Bulloch, Camden, Chatham, Effingham, Glynn, Liberty, Long, McIntosh, Screven County

Project: **T007220** *Type Work:* Intermodal
Descp: FY 2023-COASTAL RC-SEC.5311-CAPITAL AND OPERATIONS
Lanes: *Exist.* 0 *Prop.* 0 *Length:* 0.00

Phase	*Fund*	*Year*	*Federal*	*State*	*Other*	*Total*
CAP	Transit	2023	$2,707,624	$0	$676,906	$3,384,530

Total Project Cost: $3,384,530
Total Project Authorizations: *$0*
Total Parcels: 0

In Bryan, Bulloch, Camden, Chatham, Effingham, Glynn, Liberty, Long, McIntosh, Screven County

Project: **T007303** *Type Work:* Intermodal
Descp: FY 2024-COASTAL RC-SEC.5311-CAPITAL AND OPERATIONS
Lanes: *Exist.* 0 *Prop.* 0 *Length:* 0.00

Phase	*Fund*	*Year*	*Federal*	*State*	*Other*	*Total*
CAP	Transit	2024	$2,707,624	$0	$676,906	$3,384,530

Total Project Cost: $3,384,530
Total Project Authorizations: *$0*
Total Parcels: 0

In Bryan, Bulloch, Camden, Chatham, Effingham, Glynn, Liberty, Long, McIntosh, Screven County

Bulloch Totals Summary

County Summary excludes lump sum projects

PI #	*Year*	*Phase*	*Fund*	*Federal*	*State*	*Other*	*Total*
0013804	2021	ROW	STBG	$61,925	$15,481	$0	$77,406
0013804	2024	CST	STBG	$8,023,128	$2,005,782	$0	$10,028,910
0015605	2021	ROW	STBG	$63,200	$15,800	$0	$79,000
0015605	2024	CST	STBG	$1,200,000	$300,000	$0	$1,500,000
0015605	2024	UTL	STBG	$40,000	$10,000	$0	$50,000
0016464	2023	ROW	Local	$0	$0	$1,500,000	$1,500,000
0016604	2021	PE	STBG	$520,000	$130,000	$0	$650,000
0016604	2023	ROW	Local	$0	$0	$50,000	$50,000
0016604	2023	ROW	STBG	$80,000	$20,000	$0	$100,000
T006088	2021	441A2	Transit	$0	$0	$417	$417
T006088	2021	441A2	Transit	$3,338	$0	$0	$3,338
T006088	2021	441A2	Transit	$0	$417	$0	$417
T006420	2021	OPR	Transit	$203,072	$0	$203,072	$406,144
T007138	2022	CAP	Transit	$299,719	$12,641	$211,229	$523,589
T007220	2023	CAP	Transit	$270,762	$0	$67,691	$338,453
T007303	2024	CAP	Transit	$270,762	$0	$67,691	$338,453
				$11,035,906	***$2,510,122***	***$2,100,099***	***$15,646,127***

Note: Cost estimates in this section show only the county's portion of the project; If the totals are different from the list above it is an indication that the project is in multiple counties.

Burke

Project: **T006411** *Type Work:* Intermodal
Descp: FY 2021-BURKE COUNTY-SEC.5311-CAPITAL AND OPERATIONS
Lanes: *Exist.* *Prop.* *Length:*

Total Project Cost: $210,654
Total Project Authorizations: *$0*
Total Parcels: 0

Phase	Fund	Year	Federal	State	Other	Total
OPR	Transit	2021	$105,327	$0	$105,327	$210,654

Project: **T007129** *Type Work:* Intermodal
Descp: FY 2022-BURKE COUNTY-SEC.5311-OPERATIONS ONLY
Lanes: *Exist.* 0 *Prop.* 0 *Length:* 0.00

Total Project Cost: $286,012
Total Project Authorizations: *$0*
Total Parcels: 0

Phase	Fund	Year	Federal	State	Other	Total
CAP	Transit	2022	$143,006	$0	$143,006	$286,012

Project: **T007211** *Type Work:* Intermodal
Descp: FY 2023-BURKE COUNTY-SEC.5311-CAPITAL AND OPERATIONS
Lanes: *Exist.* 0 *Prop.* 0 *Length:* 0.00

Total Project Cost: $210,654
Total Project Authorizations: *$0*
Total Parcels: 0

Phase	Fund	Year	Federal	State	Other	Total
CAP	Transit	2023	$168,523	$0	$42,131	$210,654

Project: **T007293** *Type Work:* Intermodal
Descp: FY 2024-BURKE COUNTY-SEC.5311-CAPITAL AND OPERATIONS
Lanes: *Exist.* 0 *Prop.* 0 *Length:* 0.00

Total Project Cost: $210,654
Total Project Authorizations: *$0*
Total Parcels: 0

Phase	Fund	Year	Federal	State	Other	Total
CAP	Transit	2024	$168,523	$0	$42,131	$210,654

Burke Totals Summary

County Summary excludes lump sum projects

PI #	Year	Phase	Fund	Federal	State	Other	Total
T006411	2021	OPR	Transit	$105,327	$0	$105,327	$210,654
T007129	2022	CAP	Transit	$143,006	$0	$143,006	$286,012
T007211	2023	CAP	Transit	$168,523	$0	$42,131	$210,654
T007293	2024	CAP	Transit	$168,523	$0	$42,131	$210,654
				$585,379	***$0***	***$332,595***	***$917,974***

Note: Cost estimates in this section show only the county's portion of the project; If the totals are different from the list above it is an indication that the project is in multiple counties.

Butts

Project: **0013379** *Type Work:* New Construction
Descp: SR 36 CONN FROM CR 296/BROWNLEE RD TO CS 525/COVINGTON ST
Lanes: *Exist.* 0 *Prop.* 2 *Length:* 0.55

Total Project Cost: $9,626,426
Total Project Authorizations: *$530,000*
Total Parcels: 27

Phase	Fund	Year	Federal	State	Other	Total
PE	*STBG*	*2016*	*$424,000*	*$106,000*	*$0*	*$530,000*
ROW	State	2022	$0	$1,939,000	$0	$1,939,000
CST	State	2024	$0	$6,487,481	$0	$6,487,481
UTL	State	2024	$0	$669,945	$0	$669,945

Project: **0015425** *Type Work:* Operational Improvement
Descp: SR 16 @ SR 42 IN JACKSON
Lanes: *Exist.* 2 *Prop.* 2 *Length:* 0.60

Total Project Cost: $2,008,924
Total Project Authorizations: *$620,000*
Total Parcels: 5

Phase	Fund	Year	Federal	State	Other	Total
PE	*STBG*	*2017*	*$496,000*	*$124,000*	*$0*	*$620,000*
ROW	State	2021	$0	$159,000	$0	$159,000
CST	State	2022	$0	$1,109,924	$0	$1,109,924
UTL	State	2022	$0	$120,000	$0	$120,000

Project: **0016126** *Type Work:* Replace Bridge
Descp: SR 36 @ BIG SANDY CREEK 3.8 MI SW OF JACKSON
Lanes: *Exist.* 2 *Prop.* 2 *Length:* 0.40

Total Project Cost: $2,283,000
Total Project Authorizations: *$808,000*
Total Parcels: 4

Phase	Fund	Year	Federal	State	Other	Total
PE	*STBG*	*2019*	*$646,400*	*$161,600*	*$0*	*$808,000*
ROW	STBG	2023	$100,000	$25,000	$0	$125,000
CST	STBG	After 2024	$1,040,000	$260,000	$0	$1,300,000
UTL	STBG	After 2024	$40,000	$10,000	$0	$50,000

Project: **0016127** *Type Work:* Replace Bridge
Descp: SR 36 @ NORRIS CREEK 3.2 MI SW OF JACKSON
Lanes: *Exist.* 2 *Prop.* 2 *Length:* 0.40

Total Project Cost: $2,305,000
Total Project Authorizations: *$830,000*
Total Parcels: 4

Phase	Fund	Year	Federal	State	Other	Total
PE	*STBG*	*2019*	*$664,000*	*$166,000*	*$0*	*$830,000*
ROW	STBG	2023	$100,000	$25,000	$0	$125,000
CST	STBG	After 2024	$1,040,000	$260,000	$0	$1,300,000
UTL	STBG	After 2024	$40,000	$10,000	$0	$50,000

Project: **T006097** *Type Work:* Intermodal
Descp: FY 2021-THREE RIVERS RC-SEC.5304-PLANNING
Lanes: *Exist.* *Prop.* *Length:* 0.00

Total Project Cost: $38,570
Total Project Authorizations: *$38,570*
Total Parcels: 0

Phase	Fund	Year	Federal	State	Other	Total
441A2	*Transit*	*2021*	*$0*	*$0*	*$3,857*	*$3,857*
441A2	*Transit*	*2021*	*$30,856*	*$0*	*$0*	*$30,856*
441A2	*Transit*	*2021*	*$0*	*$3,857*	*$0*	*$3,857*

In Butts, Carroll, Coweta, Heard, Lamar, Meriwether, Pike, Spalding, Troup, Upson County

Project: **T006474** *Type Work:* Intermodal
Descp: FY 2021-THREE RIVERS RC-SEC.5311-CAPITAL AND OPERATIONS
Lanes: *Exist.* *Prop.* *Length:* 0.00

Total Project Cost: $997,320
Total Project Authorizations: *$0*
Total Parcels: 0

Phase	Fund	Year	Federal	State	Other	Total
OPR	Transit	2021	$498,660	$0	$498,660	$997,320

In Butts, Carroll, Lamar, Meriwether, Pike, Spalding, Upson County

Project: **T006561** *Type Work:* Intermodal
Descp: FY 2021-THREE RIVERS RC-SEC.5311-MOBILITY MGMT
Lanes: *Exist.* *Prop.* *Length:* 0.00

Total Project Cost: $135,000
Total Project Authorizations: *$0*
Total Parcels: 0

Phase	*Fund*	*Year*	*Federal*	*State*	*Other*	*Total*
CAP	Transit	2021	$108,000	$0	$27,000	$135,000

In Butts, Carroll, Coweta, Heard, Lamar, Meriwether, Pike, Spalding, Troup, Upson County

Project: **T007185** *Type Work:* Intermodal
Descp: FY 2022-THREE RIVERS RC-SEC.5311-CAPITAL AND OPERATIONS
Lanes: *Exist.* 0 *Prop.* 0 *Length:* 0.00

Total Project Cost: $2,227,211
Total Project Authorizations: *$0*
Total Parcels: 0

Phase	*Fund*	*Year*	*Federal*	*State*	*Other*	*Total*
CAP	Transit	2022	$1,230,704	$39,033	$957,474	$2,227,211

In Butts, Carroll, Lamar, Meriwether, Pike, Spalding, Upson County

Project: **T007267** *Type Work:* Intermodal
Descp: FY 2023-THREE RIVERS RC-SEC.5311-CAPITAL AND OPERATIONS
Lanes: *Exist.* 0 *Prop.* 0 *Length:* 0.00

Total Project Cost: $997,320
Total Project Authorizations: *$0*
Total Parcels: 0

Phase	*Fund*	*Year*	*Federal*	*State*	*Other*	*Total*
CAP	Transit	2023	$797,856	$0	$199,464	$997,320

In Butts, Carroll, Lamar, Meriwether, Pike, Spalding, Upson County

Project: **T007351** *Type Work:* Intermodal
Descp: FY 2024-THREE RIVERS RC-SEC.5311-CAPITAL AND OPERATIONS
Lanes: *Exist.* 0 *Prop.* 0 *Length:* 0.00

Total Project Cost: $997,320
Total Project Authorizations: *$0*
Total Parcels: 0

Phase	*Fund*	*Year*	*Federal*	*State*	*Other*	*Total*
CAP	Transit	2024	$797,856	$0	$199,464	$997,320

In Butts, Carroll, Lamar, Meriwether, Pike, Spalding, Upson County

Butts Totals Summary

County Summary excludes lump sum projects

PI #	Year	Phase	Fund	Federal	State	Other	Total
0013379	2022	ROW	State	$0	$1,939,000	$0	$1,939,000
0013379	2024	CST	State	$0	$6,487,481	$0	$6,487,481
0013379	2024	UTL	State	$0	$669,945	$0	$669,945
0015425	2021	ROW	State	$0	$159,000	$0	$159,000
0015425	2022	CST	State	$0	$1,109,924	$0	$1,109,924
0015425	2022	UTL	State	$0	$120,000	$0	$120,000
0016126	2023	ROW	STBG	$100,000	$25,000	$0	$125,000
0016127	2023	ROW	STBG	$100,000	$25,000	$0	$125,000
T006097	2021	441A2	Transit	$0	$0	$231	$231
T006097	2021	441A2	Transit	$1,851	$0	$0	$1,851
T006097	2021	441A2	Transit	$0	$231	$0	$231
T006474	2021	OPR	Transit	$44,879	$0	$44,879	$89,759
T006561	2021	CAP	Transit	$6,480	$0	$1,620	$8,100
T007185	2022	CAP	Transit	$123,070	$3,903	$95,747	$222,721
T007267	2023	CAP	Transit	$103,721	$0	$25,930	$129,652
T007351	2024	CAP	Transit	$103,721	$0	$25,930	$129,652
				$583,724	***$10,539,485***	***$194,339***	***$11,317,547***

Note: Cost estimates in this section show only the county's portion of the project; If the totals are different from the list above it is an indication that the project is in multiple counties.

Calhoun

Project: **T006096** *Type Work:* Intermodal
Descp: FY 2021-SOUTHWEST GEORGIA RC-SEC.5304-PLANNING
Lanes: *Exist.* *Prop.* *Length:* 0.00

Phase	Fund	Year	Federal	State	Other	Total
441A2	*Transit*	*2021*	*$24,392*	*$0*	*$0*	*$24,392*
441A2	*Transit*	*2021*	*$0*	*$0*	*$3,049*	*$3,049*
441A2	*Transit*	*2021*	*$0*	*$3,049*	*$0*	*$3,049*

Total Project Cost: $30,490
Total Project Authorizations: *$30,490*
Total Parcels: 0

In Baker, Calhoun, Colquitt, Decatur, Dougherty, Early, Grady, Lee, Miller, Mitchell, Seminole, Terrell, Thomas, Worth County

Project: **T006467** *Type Work:* Intermodal
Descp: FY 2021-SW GEORGIA RC-SEC.5311-CAPITAL AND OPERATIONS
Lanes: *Exist.* *Prop.* *Length:* 0.00

Phase	Fund	Year	Federal	State	Other	Total
OPR	Transit	2021	$2,901,589	$0	$2,901,589	$5,803,178

Total Project Cost: $5,803,178
Total Project Authorizations: *$0*
Total Parcels: 0

In Baker, Calhoun, Colquitt, Decatur, Dougherty, Early, Grady, Lee, Miller, Mitchell, Seminole, Terrell, Worth County

Project: **T007178** *Type Work:* Intermodal
Descp: FY 2022-SW GEORGIA RC-SEC.5311-CAPITAL AND OPERATIONS
Lanes: *Exist.* 0 *Prop.* 0 *Length:* 0.00

Phase	Fund	Year	Federal	State	Other	Total
CAP	Transit	2022	$3,615,646	$111,916	$2,832,232	$6,559,795

Total Project Cost: $6,559,795
Total Project Authorizations: *$0*
Total Parcels: 0

In Baker, Calhoun, Colquitt, Decatur, Dougherty, Early, Grady, Lee, Miller, Mitchell, Seminole, Terrell, Worth County

Project: **T007260** *Type Work:* Intermodal
Descp: FY 2023-SW GEORGIA RC-SEC.5311-CAPITAL AND OPERATIONS
Lanes: *Exist.* 0 *Prop.* 0 *Length:* 0.00

Phase	Fund	Year	Federal	State	Other	Total
CAP	Transit	2023	$4,642,542	$0	$1,160,636	$5,803,178

Total Project Cost: $5,803,178
Total Project Authorizations: *$0*
Total Parcels: 0

In Baker, Calhoun, Colquitt, Decatur, Dougherty, Early, Grady, Lee, Miller, Mitchell, Seminole, Terrell, Worth County

Project: **T007344** *Type Work:* Intermodal
Descp: FY 2024-SW GEORGIA RC-SEC.5311-CAPITAL AND OPERATIONS
Lanes: *Exist.* 0 *Prop.* 0 *Length:* 0.00

Phase	Fund	Year	Federal	State	Other	Total
CAP	Transit	2024	$4,642,542	$0	$1,160,636	$5,803,178

Total Project Cost: $5,803,178
Total Project Authorizations: *$0*
Total Parcels: 0

In Baker, Calhoun, Colquitt, Decatur, Dougherty, Early, Grady, Lee, Miller, Mitchell, Seminole, Terrell, Worth County

Calhoun Totals Summary

County Summary excludes lump sum projects

PI #	Year	Phase	Fund	Federal	State	Other	Total
T006096	2021	441A2	Transit	$0	$0	$152	$152
T006096	2021	441A2	Transit	$1,220	$0	$0	$1,220
T006096	2021	441A2	Transit	$0	$152	$0	$152
T006467	2021	OPR	Transit	$145,079	$0	$145,079	$290,159
T007178	2022	CAP	Transit	$180,782	$5,596	$141,612	$327,990
T007260	2023	CAP	Transit	$232,127	$0	$58,032	$290,159
T007344	2024	CAP	Transit	$417,829	$0	$104,457	$522,286
				$977,037	***$5,748***	***$449,332***	***$1,432,118***

Note: Cost estimates in this section show only the county's portion of the project; If the totals are different from the list above it is an indication that the project is in multiple counties.

Camden

Project: **0000820** *Type Work:* Widening
Descp: SR 40 FM E OF ST MARYS RIVER TRIB TO E OF CR 66/COLERAIN RD
Lanes: *Exist.* 2 *Prop.* 4 *Length:* 11.47

Total Project Cost: $48,786,194
Total Project Authorizations: *$4,114,738*
Total Parcels: 58

Phase	Fund	Year	Federal	State	Other	Total
PE	*HPP*	*2003*	*$583,045*	*$145,761*	*$0*	*$728,806*
PE	*HPP*	*2003*	*$136,876*	*$34,219*	*$0*	*$171,095*
PE	*STP*	*2003*	*$2,571,870*	*$642,967*	*$0*	*$3,214,837*
ROW	HPP	2022	$1,812,278	$453,069	$0	$2,265,347
ROW	HPP	2022	$711,507	$177,877	$0	$889,383
CST	NHPP	After 2024	$30,914,928	$7,728,732	$0	$38,643,660
UTL	NHPP	After 2024	$2,298,452	$574,613	$0	$2,873,066

In Camden, Charlton County

Project Details: Widen from 2 to 4 lanes-improve operation and mobility-enhance economic development-on GRIP corridor

Project: **0002861** *Type Work:* Turn Lanes
Descp: SR 40 FM W OF CS 481/GROVE BLVD TO E OF PR 718/TRUSS PLANT
Lanes: *Exist.* 4 *Prop.* 4 *Length:* 1.44

Total Project Cost: $16,715,663
Total Project Authorizations: *$3,715,897*
Total Parcels: 19

Phase	Fund	Year	Federal	State	Other	Total
PE	*NHS*	*2006*	*$602,516*	*$150,629*	*$0*	*$753,145*
PE	*NHS*	*2013*	*$225,184*	*$56,296*	*$0*	*$281,480*
ROW	*NHS*	*2012*	*$2,145,018*	*$536,254*	*$0*	*$2,681,272*
CST	HIP	2021	$7,828,789	$1,957,197	$0	$9,785,987
UTL	HIP	2021	$2,571,023	$642,756	$0	$3,213,779

Project Details: Add center turn lane-reduce congestion-improve operation and mobility-reduce crash frequency-enhance economic development-on GRIP corridor

Project: **0008666** *Type Work:* Widening
Descp: KINGSLAND BYPASS FROM CR 61/VACUNA ROAD TO W OF I-95
Lanes: *Exist.* 2 *Prop.* 4 *Length:* 4.94

Total Project Cost: $47,123,160
Total Project Authorizations: *$2,706,653*
Total Parcels: 88

Phase	Fund	Year	Federal	State	Other	Total
PE	*HPP*	*2011*	*$308,906*	*$77,226*	*$0*	*$386,132*
PE	*HPP*	*2011*	*$171,094*	*$42,774*	*$0*	*$213,868*
PE	*STP*	*2011*	*$973,322*	*$243,331*	*$0*	*$1,216,653*
PE	*HPP*	*2019*	*$392,000*	*$98,000*	*$0*	*$490,000*
PE	*STBG*	*2019*	*$320,000*	*$80,000*	*$0*	*$400,000*
ROW	State	2022	$0	$1,914,000	$0	$1,914,000
ROW	HPP	2022	$2,228,000	$557,000	$0	$2,785,000
CST	HPP	After 2024	$27,900	$6,975	$0	$34,875
CST	State	After 2024	$0	$34,554,424	$0	$34,554,424
CST	HPP	After 2024	$1,396,556	$349,139	$0	$1,745,695
UTL	State	After 2024	$0	$3,382,513	$0	$3,382,513

Project Details: New alignment-improve operation and mobility-reduce crash frequency

Project: **0013738** *Type Work:* Replace Bridge
Descp: SR 25 @ WHITEOAK CREEK 5 MI N OF WOODBINE
Lanes: *Exist.* 2 *Prop.* 2 *Length:* 0.40

Total Project Cost: $6,121,347
Total Project Authorizations: *$1,568,445*
Total Parcels: 4

Phase	Fund	Year	Federal	State	Other	Total
PE	*STBG*	*2016*	*$830,756*	*$207,689*	*$0*	*$1,038,445*
PE	*HIP*	*2016*	*$424,000*	*$106,000*	*$0*	*$530,000*
ROW	STBG	2022	$101,876	$25,469	$0	$127,345
CST	STBG	After 2024	$3,506,210	$876,552	$0	$4,382,762
UTL	STBG	After 2024	$34,235	$8,559	$0	$42,794

Project Details: Replaces a deteriorated, scour critical bridge.

Project: **0013739** *Type Work:* Replace Bridge
Descp: SR 25 @ LITTLE WAVERLY CREEK & @ WAVERLY CREEK N OF WOODBINE
Lanes: *Exist.* 2 *Prop.* 2 *Length:* 0.51

Total Project Cost: $6,933,167
Total Project Authorizations: *$1,862,793*
Total Parcels: 4

Phase	Fund	Year	Federal	State	Other	Total
PE	*STBG*	*2016*	*$962,235*	*$240,559*	*$0*	*$1,202,793*
PE	*HIP*	*2016*	*$528,000*	*$132,000*	*$0*	*$660,000*
ROW	STBG	2022	$129,043	$32,261	$0	$161,304
CST	STBG	2024	$3,891,925	$972,981	$0	$4,864,907
UTL	STBG	2024	$35,331	$8,833	$0	$44,163

Project Details: Replaces 2 deteriorated, scour critical bridges.

Project: **0016566** *Type Work:* Replace Bridge
Descp: CS 140/OLD STILL ROAD @ CROOKED RIVER
Lanes: *Exist.* 2 *Prop.* 2 *Length:* 0.46

Total Project Cost: $3,980,000
Total Project Authorizations: *$675,000*
Total Parcels: 4

Phase	Fund	Year	Federal	State	Other	Total
PE	*STBG*	*2021*	*$540,000*	*$135,000*	*$0*	*$675,000*
ROW	Local	2023	$0	$0	$75,000	$75,000
ROW	STBG	2023	$120,000	$30,000	$0	$150,000
CST	STBG	After 2024	$2,400,000	$600,000	$0	$3,000,000
UTL	STBG	After 2024	$64,000	$16,000	$0	$80,000

Project: **T006088** *Type Work:* Intermodal
Descp: FY 2021-COASTAL RC-SEC.5304-PLANNING
Lanes: *Exist.* *Prop.* *Length:* 0.00

Total Project Cost: $34,775
Total Project Authorizations: *$34,775*
Total Parcels: 0

Phase	Fund	Year	Federal	State	Other	Total
441A2	*Transit*	*2021*	*$27,820*	*$0*	*$0*	*$27,820*
441A2	*Transit*	*2021*	*$0*	*$0*	*$3,478*	*$3,478*
441A2	*Transit*	*2021*	*$0*	*$3,477*	*$0*	*$3,477*

In Bryan, Bulloch, Camden, Chatham, Effingham, Glynn, Liberty, Long, McIntosh, Screven County

Project: **T006420** *Type Work:* Intermodal
Descp: FY 2021-COASTAL RC-SEC.5311-CAPITAL AND OPERATIONS
Lanes: *Exist.* *Prop.* *Length:* 0.00

Total Project Cost: $3,384,530
Total Project Authorizations: *$0*
Total Parcels: 0

Phase	Fund	Year	Federal	State	Other	Total
OPR	Transit	2021	$1,692,265	$0	$1,692,265	$3,384,530

In Bryan, Bulloch, Camden, Chatham, Effingham, Glynn, Liberty, Long, McIntosh, Screven County

Project: **T007138** *Type Work:* Intermodal
Descp: FY 2022-COASTAL RC-SEC.5311-CAPITAL AND OPERATIONS
Lanes: *Exist.* 0 *Prop.* 0 *Length:* 0.00

Total Project Cost: $5,235,888
Total Project Authorizations: *$0*
Total Parcels: 0

Phase	Fund	Year	Federal	State	Other	Total
CAP	Transit	2022	$2,997,185	$126,414	$2,112,289	$5,235,888

In Bryan, Bulloch, Camden, Chatham, Effingham, Glynn, Liberty, Long, McIntosh, Screven County

Project: **T007220** *Type Work:* Intermodal
Descp: FY 2023-COASTAL RC-SEC.5311-CAPITAL AND OPERATIONS
Lanes: *Exist.* 0 *Prop.* 0 *Length:* 0.00

Total Project Cost: $3,384,530
Total Project Authorizations: *$0*
Total Parcels: 0

Phase	Fund	Year	Federal	State	Other	Total
CAP	Transit	2023	$2,707,624	$0	$676,906	$3,384,530

In Bryan, Bulloch, Camden, Chatham, Effingham, Glynn, Liberty, Long, McIntosh, Screven County

Project: **T007303** *Type Work:* Intermodal
Descp: FY 2024-COASTAL RC-SEC.5311-CAPITAL AND OPERATIONS
Lanes: *Exist.* 0 *Prop.* 0 *Length:* 0.00

Total Project Cost: $3,384,530
Total Project Authorizations: *$0*
Total Parcels: 0

Phase	Fund	Year	Federal	State	Other	Total
CAP	Transit	2024	$2,707,624	$0	$676,906	$3,384,530

In Bryan, Bulloch, Camden, Chatham, Effingham, Glynn, Liberty, Long, McIntosh, Screven County

Camden Totals Summary

County Summary excludes lump sum projects

PI #	Year	Phase	Fund	Federal	State	Other	Total
0000820	2022	ROW	HPP	$1,594,805	$398,701	$0	$1,993,506
0000820	2022	ROW	HPP	$626,126	$156,531	$0	$782,657
0002861	2021	CST	HIP	$7,828,789	$1,957,197	$0	$9,785,987
0002861	2021	UTL	HIP	$2,571,023	$642,756	$0	$3,213,779
0008666	2022	ROW	HPP	$2,228,000	$557,000	$0	$2,785,000
0008666	2022	ROW	State	$0	$1,914,000	$0	$1,914,000
0013738	2022	ROW	STBG	$101,876	$25,469	$0	$127,345
0013739	2022	ROW	STBG	$129,043	$32,261	$0	$161,304
0013739	2024	CST	STBG	$3,891,925	$972,981	$0	$4,864,907
0013739	2024	UTL	STBG	$35,331	$8,833	$0	$44,163
0016566	2021	PE	STBG	$540,000	$135,000	$0	$675,000
0016566	2023	ROW	Local	$0	$0	$75,000	$75,000
0016566	2023	ROW	STBG	$120,000	$30,000	$0	$150,000
T006088	2021	441A2	Transit	$0	$0	$452	$452
T006088	2021	441A2	Transit	$3,617	$0	$0	$3,617
T006088	2021	441A2	Transit	$0	$452	$0	$452
T006420	2021	OPR	Transit	$219,994	$0	$219,994	$439,989
T007138	2022	CAP	Transit	$299,719	$12,641	$211,229	$523,589
T007220	2023	CAP	Transit	$270,762	$0	$67,691	$338,453
T007303	2024	CAP	Transit	$270,762	$0	$67,691	$338,453
				$20,731,772	***$6,843,823***	***$642,057***	***$28,217,651***

Note: Cost estimates in this section show only the county's portion of the project; If the totals are different from the list above it is an indication that the project is in multiple counties.

Candler

Project: **0016602** *Type Work:* Replace Bridge
Descp: CR 223/PORTAL HIGHWAY @ FIFTEEN MILE CREEK
Lanes: *Exist.* 2 *Prop.* 2 *Length:* 0.40

Total Project Cost: $3,630,000
Total Project Authorizations: *$650,000*
Total Parcels: 4

Phase	*Fund*	*Year*	*Federal*	*State*	*Other*	*Total*
PE	*STBG*	*2021*	*$520,000*	*$130,000*	*$0*	*$650,000*
ROW	STBG	2023	$80,000	$20,000	$0	$100,000
ROW	Local	2023	$0	$0	$50,000	$50,000
CST	STBG	After 2024	$2,200,000	$550,000	$0	$2,750,000
UTL	STBG	After 2024	$64,000	$16,000	$0	$80,000

Project: **0016603** *Type Work:* Replace Bridge
Descp: CR 223/PORTAL HIGHWAY @ FIFTEEN MILE CREEK OVERFLOW
Lanes: *Exist.* 2 *Prop.* 2 *Length:* 0.40

Total Project Cost: $2,580,000
Total Project Authorizations: *$650,000*
Total Parcels: 4

Phase	*Fund*	*Year*	*Federal*	*State*	*Other*	*Total*
PE	*STBG*	*2021*	*$520,000*	*$130,000*	*$0*	*$650,000*
ROW	Local	2023	$0	$0	$50,000	$50,000
ROW	STBG	2023	$80,000	$20,000	$0	$100,000
CST	STBG	After 2024	$1,360,000	$340,000	$0	$1,700,000
UTL	STBG	After 2024	$64,000	$16,000	$0	$80,000

Project: **0016651** *Type Work:* Replace Bridge
Descp: CR 61/SALEM CHURCH ROAD @ LITTLE STOCKING HEAD CREEK
Lanes: *Exist.* 2 *Prop.* 2 *Length:* 0.40

Total Project Cost: $1,620,000
Total Project Authorizations: *$300,000*
Total Parcels: 0

Phase	*Fund*	*Year*	*Federal*	*State*	*Other*	*Total*
PE	*STBG*	*2019*	*$240,000*	*$60,000*	*$0*	*$300,000*
CST	State	2021	$0	$1,300,000	$0	$1,300,000
UTL	State	2021	$0	$20,000	$0	$20,000

Project: **T006090** *Type Work:* Intermodal
Descp: FY 2021-HEART OF GEORGIA RC-SEC.5304-PLANNING
Lanes: *Exist.* *Prop.* *Length:* 0.00

Total Project Cost: $36,395
Total Project Authorizations: *$36,395*
Total Parcels: 0

Phase	*Fund*	*Year*	*Federal*	*State*	*Other*	*Total*
441A2	*Transit*	*2021*	*$0*	*$3,639*	*$0*	*$3,639*
441A2	*Transit*	*2021*	*$0*	*$0*	*$3,640*	*$3,640*
441A2	*Transit*	*2021*	*$29,116*	*$0*	*$0*	*$29,116*

In Appling, Bleckley, Candler, Dodge, Emanuel, Evans, Jeff Davis, Johnson, Laurens, Montgomery, Tattnall, Telfair, Toombs, Treutlen, Wayne, Wheeler, Wilcox County

Candler Totals Summary

County Summary excludes lump sum projects

PI #	Year	Phase	Fund	Federal	State	Other	Total
0016602	2021	PE	STBG	$520,000	$130,000	$0	$650,000
0016602	2023	ROW	Local	$0	$0	$50,000	$50,000
0016602	2023	ROW	STBG	$80,000	$20,000	$0	$100,000
0016603	2021	PE	STBG	$520,000	$130,000	$0	$650,000
0016603	2023	ROW	Local	$0	$0	$50,000	$50,000
0016603	2023	ROW	STBG	$80,000	$20,000	$0	$100,000
0016651	2021	CST	State	$0	$1,300,000	$0	$1,300,000
0016651	2021	UTL	State	$0	$20,000	$0	$20,000
T006090	2021	441A2	Transit	$0	$146	$0	$146
T006090	2021	441A2	Transit	$0	$0	$146	$146
T006090	2021	441A2	Transit	$1,165	$0	$0	$1,165
				$1,201,165	***$1,620,146***	***$100,146***	***$2,921,456***

Note: Cost estimates in this section show only the county's portion of the project; If the totals are different from the list above it is an indication that the project is in multiple counties.

Carroll

Project: **0013710** *Type Work:* TE-Bike/Ped Facility
Descp: CARROLLTON GREENBELT ALONG SR 16 & CS 1120/BRUMBELOW @ 3 LOC
Lanes: *Exist.* 2 *Prop.* 2 *Length:* 1.80

Total Project Cost: $2,182,150
Total Project Authorizations: *$0*
Total Parcels: 6

Phase	Fund	Year	Federal	State	Other	Total
CST	HPP	2021	$251,972	$0	$62,993	$314,965
CST	Enhance	LUMP	$1,493,748	$0	$373,437	$1,867,185

Project: **0013740** *Type Work:* Replace Bridge
Descp: SR 166 @ BIG INDIAN CREEK 1.9 MI W OF BOWDON
Lanes: *Exist.* 2 *Prop.* 2 *Length:* 0.45

Total Project Cost: $7,589,978
Total Project Authorizations: *$1,130,000*
Total Parcels: 12
Project Details: Replaces a deteriorated, substandard, scour critical bridge.

Phase	Fund	Year	Federal	State	Other	Total
PE	*STBG*	*2016*	*$904,000*	*$226,000*	*$0*	*$1,130,000*
ROW	STBG	2022	$236,000	$59,000	$0	$295,000
CST	STBG	2024	$4,772,648	$1,193,162	$0	$5,965,811
UTL	STBG	2024	$159,334	$39,834	$0	$199,168

Project: **0013936** *Type Work:* Replace Bridge
Descp: SR 100 @ TURKEY CREEK 2 MI N OF BOWDON
Lanes: *Exist.* 2 *Prop.* 2 *Length:* 0.50

Total Project Cost: $4,409,721
Total Project Authorizations: *$4,409,721*
Total Parcels: 7
Project Details: Replaces a deteriorated substandard bridge.

Phase	Fund	Year	Federal	State	Other	Total
PE	*STBG*	*2017*	*$400,000*	*$100,000*	*$0*	*$500,000*
ROW	*STBG*	*2019*	*$184,000*	*$46,000*	*$0*	*$230,000*
CST	*STBG*	*2021*	*$659,337*	*$164,834*	*$0*	*$824,172*
CST	*HIP*	*2021*	*$2,284,439*	*$571,110*	*$0*	*$2,855,549*

Project: **0015537** *Type Work:* Replace Bridge
Descp: SR 1/US 27 @ LITTLE TALLAPOOSA RIVER IN CARROLLTON
Lanes: *Exist.* 4 *Prop.* 4 *Length:* 0.50

Total Project Cost: $11,779,573
Total Project Authorizations: *$2,110,000*
Total Parcels: 12
Project Details: Replaces a deteriorated substandard bridge.

Phase	Fund	Year	Federal	State	Other	Total
PE	*NHPP*	*2018*	*$712,000*	*$178,000*	*$0*	*$890,000*
ROW	*NHPP*	*2020*	*$976,000*	*$244,000*	*$0*	*$1,220,000*
CST	NHPP	2022	$7,629,538	$1,907,384	$0	$9,536,922
UTL	NHPP	2022	$106,121	$26,530	$0	$132,651

Project: **0016577** *Type Work:* Replace Bridge
Descp: CR 824/W HICKORY LEVEL ROAD @ LITTLE TALLAPOOSA RIVER
Lanes: *Exist.* 2 *Prop.* 2 *Length:* 0.40

Total Project Cost: $2,230,000
Total Project Authorizations: *$650,000*
Total Parcels: 0

Phase	Fund	Year	Federal	State	Other	Total
PE	*STBG*	*2021*	*$520,000*	*$130,000*	*$0*	*$650,000*
ROW	Local	2023	$0	$0	$50,000	$50,000
ROW	STBG	2023	$80,000	$20,000	$0	$100,000
CST	STBG	After 2024	$1,080,000	$270,000	$0	$1,350,000
UTL	STBG	After 2024	$64,000	$16,000	$0	$80,000

Project: **0016578** *Type Work:* Replace Bridge
Descp: CR 824/W HICKORY LEVEL ROAD @ LITTLE TALLAPOOSA RIVER TRIB
Lanes: *Exist.* 2 *Prop.* 2 *Length:* 0.40

Total Project Cost: $2,380,000
Total Project Authorizations: *$650,000*
Total Parcels: 0

Phase	Fund	Year	Federal	State	Other	Total
PE	*STBG*	*2020*	*$520,000*	*$130,000*	*$0*	*$650,000*
ROW	STBG	2023	$80,000	$20,000	$0	$100,000
ROW	Local	2023	$0	$0	$50,000	$50,000
CST	STBG	After 2024	$1,200,000	$300,000	$0	$1,500,000
UTL	STBG	After 2024	$64,000	$16,000	$0	$80,000

Project: **0016840** *Type Work:* Replace Bridge
Descp: CR 35/BETHESDA CHURCH ROAD @ INDIAN CREEK
Lanes: *Exist.* 2 *Prop.* 2 *Length:* 0.18

Total Project Cost: $1,985,934
Total Project Authorizations: *$450,000*
Total Parcels: 5

Phase	Fund	Year	Federal	State	Other	Total
PE	*STBG*	*2019*	*$240,000*	*$60,000*	*$0*	*$300,000*
ROW	*STBG*	*2020*	*$120,000*	*$30,000*	*$0*	*$150,000*
CST	State	2021	$0	$1,535,934	$0	$1,535,934

Project: **0017222** *Type Work:* Replace Bridge
Descp: SR 113 @ ALLEN CREEK & @ BETHEL CREEK
Lanes: *Exist.* 2 *Prop.* 2 *Length:* 0.80

Total Project Cost: $4,573,937
Total Project Authorizations: *$0*
Total Parcels: 0

Project Details: Replaces a deficient CMP bridge culvert.

Phase	Fund	Year	Federal	State	Other	Total
PE	STBG	2022	$600,000	$150,000	$0	$750,000
ROW	STBG	2024	$400,000	$100,000	$0	$500,000
CST	STBG	After 2024	$2,539,150	$634,787	$0	$3,173,937
UTL	STBG	After 2024	$120,000	$30,000	$0	$150,000

Project: **T006097** *Type Work:* Intermodal
Descp: FY 2021-THREE RIVERS RC-SEC.5304-PLANNING
Lanes: *Exist.* *Prop.* *Length:* 0.00

Total Project Cost: $38,570
Total Project Authorizations: *$38,570*
Total Parcels: 0

Phase	Fund	Year	Federal	State	Other	Total
441A2	*Transit*	*2021*	*$0*	*$0*	*$3,857*	*$3,857*
441A2	*Transit*	*2021*	*$30,856*	*$0*	*$0*	*$30,856*
441A2	*Transit*	*2021*	*$0*	*$3,857*	*$0*	*$3,857*

In Butts, Carroll, Coweta, Heard, Lamar, Meriwether, Pike, Spalding, Troup, Upson County

Project: **T006474** *Type Work:* Intermodal
Descp: FY 2021-THREE RIVERS RC-SEC.5311-CAPITAL AND OPERATIONS
Lanes: *Exist.* *Prop.* *Length:* 0.00

Total Project Cost: $997,320
Total Project Authorizations: *$0*
Total Parcels: 0

Phase	Fund	Year	Federal	State	Other	Total
OPR	Transit	2021	$498,660	$0	$498,660	$997,320

In Butts, Carroll, Lamar, Meriwether, Pike, Spalding, Upson County

Project: **T006561** *Type Work:* Intermodal
Descp: FY 2021-THREE RIVERS RC-SEC.5311-MOBILITY MGMT
Lanes: *Exist.* *Prop.* *Length:* 0.00

Total Project Cost: $135,000
Total Project Authorizations: *$0*
Total Parcels: 0

Phase	Fund	Year	Federal	State	Other	Total
CAP	Transit	2021	$108,000	$0	$27,000	$135,000

In Butts, Carroll, Coweta, Heard, Lamar, Meriwether, Pike, Spalding, Troup, Upson County

Project: **T007185** *Type Work:* Intermodal
Descp: FY 2022-THREE RIVERS RC-SEC.5311-CAPITAL AND OPERATIONS
Lanes: *Exist.* 0 *Prop.* 0 *Length:* 0.00

Total Project Cost: $2,227,211
Total Project Authorizations: *$0*
Total Parcels: 0

Phase	Fund	Year	Federal	State	Other	Total
CAP	Transit	2022	$1,230,704	$39,033	$957,474	$2,227,211

In Butts, Carroll, Lamar, Meriwether, Pike, Spalding, Upson County

Project: **T007267** *Type Work:* Intermodal
Descp: FY 2023-THREE RIVERS RC-SEC.5311-CAPITAL AND OPERATIONS
Lanes: *Exist.* 0 *Prop.* 0 *Length:* 0.00

Phase	Fund	Year	Federal	State	Other	Total
CAP	Transit	2023	$797,856	$0	$199,464	$997,320

Total Project Cost: $997,320
Total Project Authorizations: *$0*
Total Parcels: 0

In Butts, Carroll, Lamar, Meriwether, Pike, Spalding, Upson County

Project: **T007351** *Type Work:* Intermodal
Descp: FY 2024-THREE RIVERS RC-SEC.5311-CAPITAL AND OPERATIONS
Lanes: *Exist.* 0 *Prop.* 0 *Length:* 0.00

Phase	Fund	Year	Federal	State	Other	Total
CAP	Transit	2024	$797,856	$0	$199,464	$997,320

Total Project Cost: $997,320
Total Project Authorizations: *$0*
Total Parcels: 0

In Butts, Carroll, Lamar, Meriwether, Pike, Spalding, Upson County

Carroll Totals Summary

County Summary excludes lump sum projects

PI #	Year	Phase	Fund	Federal	State	Other	Total
0013710	2021	CST	HPP	$251,972	$0	$62,993	$314,965
0013740	2022	ROW	STBG	$236,000	$59,000	$0	$295,000
0013740	2024	CST	STBG	$4,772,648	$1,193,162	$0	$5,965,811
0013740	2024	UTL	STBG	$159,334	$39,834	$0	$199,168
0013936	2021	CST	HIP	$2,284,439	$571,110	$0	$2,855,549
0013936	2021	CST	STBG	$659,337	$164,834	$0	$824,172
0015537	2022	CST	NHPP	$7,629,538	$1,907,384	$0	$9,536,922
0015537	2022	UTL	NHPP	$106,121	$26,530	$0	$132,651
0016577	2021	PE	STBG	$520,000	$130,000	$0	$650,000
0016577	2023	ROW	Local	$0	$0	$50,000	$50,000
0016577	2023	ROW	STBG	$80,000	$20,000	$0	$100,000
0016578	2023	ROW	Local	$0	$0	$50,000	$50,000
0016578	2023	ROW	STBG	$80,000	$20,000	$0	$100,000
0016840	2021	CST	State	$0	$1,535,934	$0	$1,535,934
0017222	2022	PE	STBG	$600,000	$150,000	$0	$750,000
0017222	2024	ROW	STBG	$400,000	$100,000	$0	$500,000
T006097	2021	441A2	Transit	$4,628	$0	$0	$4,628
T006097	2021	441A2	Transit	$0	$0	$579	$579
T006097	2021	441A2	Transit	$0	$579	$0	$579
T006474	2021	OPR	Transit	$119,678	$0	$119,678	$239,357
T006561	2021	CAP	Transit	$16,200	$0	$4,050	$20,250
T007185	2022	CAP	Transit	$246,141	$7,807	$191,495	$445,442
T007267	2023	CAP	Transit	$111,700	$0	$27,925	$139,625
T007351	2024	CAP	Transit	$111,700	$0	$27,925	$139,625
				$18,389,437	***$5,926,173***	***$534,645***	***$24,850,255***

Note: Cost estimates in this section show only the county's portion of the project; If the totals are different from the list above it is an indication that the project is in multiple counties.

Charlton

Project: **0000820** *Type Work:* Widening
Descp: SR 40 FM E OF ST MARYS RIVER TRIB TO E OF CR 66/COLERAIN RD
Lanes: *Exist.* 2 *Prop.* 4 *Length:* 11.47

Total Project Cost: $48,786,194
Total Project Authorizations: *$4,114,738*
Total Parcels: 58

Phase	Fund	Year	Federal	State	Other	Total
PE	*HPP*	*2003*	*$583,045*	*$145,761*	*$0*	*$728,806*
PE	*HPP*	*2003*	*$136,876*	*$34,219*	*$0*	*$171,095*
PE	*STP*	*2003*	*$2,571,870*	*$642,967*	*$0*	*$3,214,837*
ROW	HPP	2022	$1,812,278	$453,069	$0	$2,265,347
ROW	HPP	2022	$711,507	$177,877	$0	$889,383
CST	NHPP	After 2024	$30,914,928	$7,728,732	$0	$38,643,660
UTL	NHPP	After 2024	$2,298,452	$574,613	$0	$2,873,066

In Camden, Charlton County

Project Details: Widen from 2 to 4 lanes-improve operation and mobility-enhance economic development-on GRIP corridor

Project: **0016568** *Type Work:* Replace Bridge
Descp: CR 95/GRACE CHAPEL ROAD @ SPANISH CREEK
Lanes: *Exist.* 2 *Prop.* 2 *Length:* 0.40

Total Project Cost: $2,980,000
Total Project Authorizations: *$675,000*
Total Parcels: 4

Phase	Fund	Year	Federal	State	Other	Total
PE	*STBG*	*2021*	*$540,000*	*$135,000*	*$0*	*$675,000*
ROW	STBG	2023	$120,000	$30,000	$0	$150,000
ROW	Local	2023	$0	$0	$75,000	$75,000
CST	STBG	After 2024	$1,600,000	$400,000	$0	$2,000,000
UTL	STBG	After 2024	$64,000	$16,000	$0	$80,000

Project: **570943-** *Type Work:* Replace Bridge
Descp: CS 512/CR 60 @ HATCHERS BRANCH 1 MI W OF FOLKSTON
Lanes: *Exist.* 2 *Prop.* 2 *Length:* 0.20

Total Project Cost: $2,620,640
Total Project Authorizations: *$1,181,998*
Total Parcels: 6

Phase	Fund	Year	Federal	State	Other	Total
PE	*Bridge*	*2007*	*$28,421*	*$7,105*	*$0*	*$35,526*
PE	*STBG*	*2016*	*$814,777*	*$203,694*	*$0*	*$1,018,472*
ROW	*Local*	*2020*	*$0*	*$0*	*$128,000*	*$128,000*
CST	STBG	2021	$1,125,444	$281,361	$0	$1,406,805
UTL	STBG	2021	$25,469	$6,367	$0	$31,836

Project: **T006095** *Type Work:* Intermodal
Descp: FY 2021-SOUTHERN GEORGIA RC-SEC.5304-PLANNING
Lanes: *Exist.* *Prop.* *Length:* 0.00

Total Project Cost: $35,360
Total Project Authorizations: *$35,360*
Total Parcels: 0

Phase	Fund	Year	Federal	State	Other	Total
441A2	*Transit*	*2021*	*$28,288*	*$0*	*$0*	*$28,288*
441A2	*Transit*	*2021*	*$0*	*$3,536*	*$0*	*$3,536*
441A2	*Transit*	*2021*	*$0*	*$0*	*$3,536*	*$3,536*

In Atkinson, Bacon, Ben Hill, Berrien, Brantley, Brooks, Charlton, Clinch, Coffee, Cook, Echols, Irwin, Lanier, Lowndes, Pierce, Tift, Turner, Ware County

Project: **T006456** *Type Work:* Intermodal
Descp: FY 2021-SOUTHERN GEORGIA RC-SEC.5311-CAPITAL AND OPERATIONS
Lanes: *Exist.* *Prop.* *Length:*

Total Project Cost: $257,734
Total Project Authorizations: *$0*
Total Parcels: 0

Phase	Fund	Year	Federal	State	Other	Total
OPR	Transit	2021	$128,867	$0	$128,867	$257,734

In Atkinson, Bacon, Ben Hill, Berrien, Brantley, Brooks, Charlton, Clinch, Coffee, Cook, Echols, Irwin, Lanier, Lowndes, Pierce, Tift, Turner, Ware County

Charlton Totals Summary

County Summary excludes lump sum projects

PI #	Year	Phase	Fund	Federal	State	Other	Total
0000820	2022	ROW	HPP	$217,473	$54,368	$0	$271,842
0000820	2022	ROW	HPP	$85,381	$21,345	$0	$106,726
0016568	2021	PE	STBG	$540,000	$135,000	$0	$675,000
0016568	2023	ROW	Local	$0	$0	$75,000	$75,000
0016568	2023	ROW	STBG	$120,000	$30,000	$0	$150,000
570943-	2021	CST	STBG	$1,125,444	$281,361	$0	$1,406,805
570943-	2021	UTL	STBG	$25,469	$6,367	$0	$31,836
T006095	2021	441A2	Transit	$0	$0	$354	$354
T006095	2021	441A2	Transit	$2,829	$0	$0	$2,829
T006095	2021	441A2	Transit	$0	$354	$0	$354
T006456	2021	OPR	Transit	$6,443	$0	$6,443	$12,887
				$2,123,040	***$528,795***	***$81,797***	***$2,733,632***

Note: Cost estimates in this section show only the county's portion of the project; If the totals are different from the list above it is an indication that the project is in multiple counties.

Chattooga

Project: **0013821** *Type Work:* Replace Bridge
Descp: SR 100 @ CLARKS CREEK 3.5 MI SE OF LYERLY
Lanes: *Exist.* 2 *Prop.* 2 *Length:* 0.40

Total Project Cost: $3,970,319
Total Project Authorizations: *$1,151,825*
Total Parcels: 3
Project Details: Replaces a load restricted bridge.

Phase	Fund	Year	Federal	State	Other	Total
PE	*STBG*	*2016*	*$833,460*	*$208,365*	*$0*	*$1,041,825*
ROW	*STBG*	*2020*	*$88,000*	*$22,000*	*$0*	*$110,000*
CST	Bond	2021	$0	$0	$2,818,494	$2,818,494

Project: **0015413** *Type Work:* Slope Repair
Descp: SR 1/US 27 @ TAYLORS RIDGE - PHASE II
Lanes: *Exist.* 2 *Prop.* 2 *Length:* 0.21

Total Project Cost: $9,850,000
Total Project Authorizations: *$500,000*
Total Parcels: 3

Phase	Fund	Year	Federal	State	Other	Total
PE	*State*	*2020*	*$0*	*$500,000*	*$0*	*$500,000*
ROW	State	2021	$0	$500,000	$0	$500,000
CST	State	2021	$0	$8,750,000	$0	$8,750,000
UTL	State	2021	$0	$100,000	$0	$100,000

Project: **0015539** *Type Work:* Replace Bridge
Descp: SR 48 @ RACCOON CREEK 3 MI W OF SUMMERVILLE
Lanes: *Exist.* 2 *Prop.* 2 *Length:* 0.47

Total Project Cost: $4,462,743
Total Project Authorizations: *$1,095,000*
Total Parcels: 5
Project Details: Replaces a deteriorated substandard bridge.

Phase	Fund	Year	Federal	State	Other	Total
PE	*STBG*	*2018*	*$480,000*	*$120,000*	*$0*	*$600,000*
PE	*Other Funds*	*2018*	*$396,000*	*$99,000*	*$0*	*$495,000*
ROW	STBG	2021	$192,000	$48,000	$0	$240,000
CST	STBG	2024	$2,456,067	$614,017	$0	$3,070,084
UTL	STBG	2024	$46,127	$11,532	$0	$57,659

Project: **0017223** *Type Work:* Replace Bridge
Descp: SR 114 @ CHATTOOGA RIVER TRIBUTARY
Lanes: *Exist.* 2 *Prop.* 2 *Length:* 0.40

Total Project Cost: $2,254,977
Total Project Authorizations: *$0*
Total Parcels: 0
Project Details: Replaces a deficient CMP bridge culvert.

Phase	Fund	Year	Federal	State	Other	Total
PE	STBG	2022	$520,000	$130,000	$0	$650,000
ROW	STBG	2024	$200,000	$50,000	$0	$250,000
CST	STBG	After 2024	$1,017,823	$254,456	$0	$1,272,279
UTL	STBG	After 2024	$66,158	$16,540	$0	$82,698

Project: **0017224** *Type Work:* Replace Bridge
Descp: SR 114 @ MOSTELLER CREEK
Lanes: *Exist.* 2 *Prop.* 2 *Length:* 0.40

Total Project Cost: $3,160,840
Total Project Authorizations: *$0*
Total Parcels: 0
Project Details: Replaces a deficient CMP bridge culvert.

Phase	Fund	Year	Federal	State	Other	Total
PE	STBG	2022	$520,000	$130,000	$0	$650,000
ROW	STBG	2024	$200,000	$50,000	$0	$250,000
CST	STBG	After 2024	$1,742,514	$435,628	$0	$2,178,142
UTL	STBG	After 2024	$66,158	$16,540	$0	$82,698

Project: **621082-** *Type Work:* Widening
Descp: SUMMERVILLE SW BYPASS FROM SR 48 TO E OF CHATTOOGA RIVER
Lanes: *Exist.* 2 *Prop.* 4 *Length:* 2.00

Total Project Cost: $35,950,574
Total Project Authorizations: *$4,244,768*
Total Parcels: 85

Phase	Fund	Year	Federal	State	Other	Total
PE	*State*	*1993*	*$0*	*$720,768*	*$0*	*$720,768*
PE	*NHS*	*2014*	*$220,000*	*$55,000*	*$0*	*$275,000*
PE	*State*	*2016*	*$0*	*$1,382,000*	*$0*	*$1,382,000*
PE	*State*	*2019*	*$0*	*$567,000*	*$0*	*$567,000*
PE	*State*	*2020*	*$0*	*$1,300,000*	*$0*	*$1,300,000*
ROW	State	2022	$0	$7,000,000	$0	$7,000,000
ROW	State	2023	$0	$5,765,000	$0	$5,765,000
CST	State	2024	$0	$18,478,806	$0	$18,478,806
UTL	State	2024	$0	$462,000	$0	$462,000

Project Details: Provide additional capacity - improve mobility and reduce congestion - enhance economic development - reduce crash frequency - State Freight Network

Project: **T006093** *Type Work:* Intermodal
Descp: FY 2021-NORTHWEST GEORGIA RC-SEC.5304-PLANNING
Lanes: *Exist.* *Prop.* *Length:* 0.00

Total Project Cost: $37,990
Total Project Authorizations: *$37,990*
Total Parcels: 0

Phase	*Fund*	*Year*	*Federal*	*State*	*Other*	*Total*
441A2	*Transit*	*2021*	*$0*	*$3,799*	*$0*	*$3,799*
441A2	*Transit*	*2021*	*$30,392*	*$0*	*$0*	*$30,392*
441A2	*Transit*	*2021*	*$0*	*$0*	*$3,799*	*$3,799*

In Bartow, Catoosa, Chattooga, Dade, Fannin, Floyd, Gilmer, Gordon, Haralson, Murray, Paulding, Pickens, Polk, Walker, Whitfield County

Project: **T006413** *Type Work:* Intermodal
Descp: FY 2021-CHATTOOGA COUNTY-SEC.5311-CAPITAL AND OPERATIONS
Lanes: *Exist.* *Prop.* *Length:*

Total Project Cost: $150,948
Total Project Authorizations: *$0*
Total Parcels: 0

Phase	*Fund*	*Year*	*Federal*	*State*	*Other*	*Total*
OPR	Transit	2021	$75,474	$0	$75,474	$150,948

Project: **T007131** *Type Work:* Intermodal
Descp: FY 2022-CHATTOOGA COUNTY-SEC.5311-OPERATIONS ONLY
Lanes: *Exist.* 0 *Prop.* 0 *Length:* 0.00

Total Project Cost: $150,000
Total Project Authorizations: *$0*
Total Parcels: 0

Phase	*Fund*	*Year*	*Federal*	*State*	*Other*	*Total*
CAP	Transit	2022	$75,000	$0	$75,000	$150,000

Project: **T007213** *Type Work:* Intermodal
Descp: FY 2023-CHATTOOGA COUNTY-SEC.5311-CAPITAL AND OPERATIONS
Lanes: *Exist.* 0 *Prop.* 0 *Length:* 0.00

Total Project Cost: $150,948
Total Project Authorizations: *$0*
Total Parcels: 0

Phase	*Fund*	*Year*	*Federal*	*State*	*Other*	*Total*
CAP	Transit	2023	$120,758	$0	$30,190	$150,948

Project: **T007295** *Type Work:* Intermodal
Descp: FY 2024-CHATTOOGA COUNTY-SEC.5311-CAPITAL AND OPERATIONS
Lanes: *Exist.* 0 *Prop.* 0 *Length:* 0.00

Total Project Cost: $150,948
Total Project Authorizations: *$0*
Total Parcels: 0

Phase	*Fund*	*Year*	*Federal*	*State*	*Other*	*Total*
CAP	Transit	2024	$120,758	$0	$30,190	$150,948

Chattooga Totals Summary

County Summary excludes lump sum projects

PI #	Year	Phase	Fund	Federal	State	Other	Total
0013821	2021	CST	Bond	$0	$0	$2,818,494	$2,818,494
0015413	2021	ROW	State	$0	$500,000	$0	$500,000
0015413	2021	CST	State	$0	$8,750,000	$0	$8,750,000
0015413	2021	UTL	State	$0	$100,000	$0	$100,000
0015539	2021	ROW	STBG	$192,000	$48,000	$0	$240,000
0015539	2024	CST	STBG	$2,456,067	$614,017	$0	$3,070,084
0015539	2024	UTL	STBG	$46,127	$11,532	$0	$57,659
0017223	2022	PE	STBG	$520,000	$130,000	$0	$650,000
0017223	2024	ROW	STBG	$200,000	$50,000	$0	$250,000
0017224	2022	PE	STBG	$520,000	$130,000	$0	$650,000
0017224	2024	ROW	STBG	$200,000	$50,000	$0	$250,000
621082-	2022	ROW	State	$0	$7,000,000	$0	$7,000,000
621082-	2023	ROW	State	$0	$5,765,000	$0	$5,765,000
621082-	2024	CST	State	$0	$18,478,806	$0	$18,478,806
621082-	2024	UTL	State	$0	$462,000	$0	$462,000
T006093	2021	441A2	Transit	$0	$0	$228	$228
T006093	2021	441A2	Transit	$0	$228	$0	$228
T006093	2021	441A2	Transit	$1,824	$0	$0	$1,824
T006413	2021	OPR	Transit	$75,474	$0	$75,474	$150,948
T007131	2022	CAP	Transit	$75,000	$0	$75,000	$150,000
T007213	2023	CAP	Transit	$120,758	$0	$30,190	$150,948
T007295	2024	CAP	Transit	$120,758	$0	$30,190	$150,948
				$4,528,008	***$42,089,582***	***$3,029,575***	***$49,647,166***

Note: Cost estimates in this section show only the county's portion of the project; If the totals are different from the list above it is an indication that the project is in multiple counties.

Clay

Project: **T006094** *Type Work:* Intermodal
Descp: FY 2021-RIVER VALLEY RC-SEC.5304-PLANNING
Lanes: *Exist.* *Prop.* *Length:* 0.00

Phase	*Fund*	*Year*	*Federal*	*State*	*Other*	*Total*
441A2	*Transit*	*2021*	*$0*	*$2,414*	*$0*	*$2,414*
441A2	*Transit*	*2021*	*$0*	*$0*	*$2,414*	*$2,414*
441A2	*Transit*	*2021*	*$19,312*	*$0*	*$0*	*$19,312*

Total Project Cost: $24,140
Total Project Authorizations: *$24,140*
Total Parcels: 0
In Chattahoochee, Clay, Crisp, Dooly, Harris, Macon, Marion, Muscogee, Quitman, Randolph, Schley, Stewart, Sumter, Talbot, Taylor, Webster County

Project: **T006415** *Type Work:* Intermodal
Descp: FY 2021-CLAY COUNTY-SEC.5311-CAPITAL AND OPERATIONS
Lanes: *Exist.* *Prop.* *Length:*

Phase	*Fund*	*Year*	*Federal*	*State*	*Other*	*Total*
OPR	Transit	2021	$157,439	$0	$157,439	$314,878

Total Project Cost: $314,878
Total Project Authorizations: *$0*
Total Parcels: 0

Project: **T006466** *Type Work:* Intermodal
Descp: FY 2021-RIVER VALLEY RC-SEC.5311-MOBILITY MGMT
Lanes: *Exist.* *Prop.* *Length:* 0.00

Phase	*Fund*	*Year*	*Federal*	*State*	*Other*	*Total*
CAP	Transit	2021	$105,000	$0	$26,250	$131,250

Total Project Cost: $131,250
Total Project Authorizations: *$0*
Total Parcels: 0
In Chattahoochee, Clay, Crisp, Dooly, Harris, Macon, Marion, Muscogee, Quitman, Randolph, Schley, Stewart, Sumter, Talbot, Taylor, Webster County

Project: **T007133** *Type Work:* Intermodal
Descp: FY 2022-CLAY COUNTY-SEC.5311-CAPITAL AND OPERATIONS
Lanes: *Exist.* 0 *Prop.* 0 *Length:* 0.00

Phase	*Fund*	*Year*	*Federal*	*State*	*Other*	*Total*
CAP	Transit	2022	$197,337	$5,292	$160,292	$362,921

Total Project Cost: $362,921
Total Project Authorizations: *$0*
Total Parcels: 0

Project: **T007177** *Type Work:* Intermodal
Descp: FY 2022-RIVER VALLEY RC-SEC.5311-MOBILITY MGMT
Lanes: *Exist.* 0 *Prop.* 0 *Length:* 0.00

Phase	*Fund*	*Year*	*Federal*	*State*	*Other*	*Total*
CAP	Transit	2022	$77,010	$9,626	$9,626	$96,263

Total Project Cost: $96,263
Total Project Authorizations: *$0*
Total Parcels: 0
In Chattahoochee, Clay, Crisp, Dooly, Harris, Macon, Marion, Muscogee, Quitman, Randolph, Schley, Stewart, Sumter, Talbot, Taylor, Webster County

Project: **T007215** *Type Work:* Intermodal
Descp: FY 2023-CLAY COUNTY-SEC.5311-CAPITAL AND OPERATIONS
Lanes: *Exist.* 0 *Prop.* 0 *Length:* 0.00

Phase	*Fund*	*Year*	*Federal*	*State*	*Other*	*Total*
CAP	Transit	2023	$251,902	$0	$62,976	$314,878

Total Project Cost: $314,878
Total Project Authorizations: *$0*
Total Parcels: 0

Project: **T007259** *Type Work:* Intermodal
Descp: FY 2023-RIVER VALLEY RC-SEC.5311-MOBILITY MGMT
Lanes: *Exist.* 0 *Prop.* 0 *Length:* 0.00

Phase	Fund	Year	Federal	State	Other	Total
CAP	Transit	2023	$105,000	$0	$26,250	$131,250

Total Project Cost: $131,250
Total Project Authorizations: *$0*
Total Parcels: 0

In Chattahoochee, Clay, Crisp, Dooly, Harris, Macon, Marion, Muscogee, Quitman, Randolph, Schley, Stewart, Sumter, Talbot, Taylor, Webster County

Project: **T007297** *Type Work:* Intermodal
Descp: FY 2024-CLAY COUNTY-SEC.5311-CAPITAL AND OPERATIONS
Lanes: *Exist.* 0 *Prop.* 0 *Length:* 0.00

Phase	Fund	Year	Federal	State	Other	Total
CAP	Transit	2024	$251,902	$0	$62,976	$314,878

Total Project Cost: $314,878
Total Project Authorizations: *$0*
Total Parcels: 0

Project: **T007343** *Type Work:* Intermodal
Descp: FY 2024-RIVER VALLEY RC-SEC.5311-MOBILITY MGMT
Lanes: *Exist.* 0 *Prop.* 0 *Length:* 0.00

Phase	Fund	Year	Federal	State	Other	Total
CAP	Transit	2024	$105,000	$0	$26,250	$131,250

Total Project Cost: $131,250
Total Project Authorizations: *$0*
Total Parcels: 0

In Chattahoochee, Clay, Crisp, Dooly, Harris, Macon, Marion, Muscogee, Quitman, Randolph, Schley, Stewart, Sumter, Talbot, Taylor, Webster County

Clay Totals Summary

County Summary excludes lump sum projects

PI #	Year	Phase	Fund	Federal	State	Other	Total
T006094	2021	441A2	Transit	$0	$0	$97	$97
T006094	2021	441A2	Transit	$772	$0	$0	$772
T006094	2021	441A2	Transit	$0	$97	$0	$97
T006415	2021	OPR	Transit	$157,439	$0	$157,439	$314,878
T006466	2021	CAP	Transit	$4,200	$0	$1,050	$5,250
T007133	2022	CAP	Transit	$197,337	$5,292	$160,292	$362,921
T007177	2022	CAP	Transit	$3,851	$481	$481	$4,813
T007215	2023	CAP	Transit	$251,902	$0	$62,976	$314,878
T007259	2023	CAP	Transit	$10,500	$0	$2,625	$13,125
T007297	2024	CAP	Transit	$251,902	$0	$62,976	$314,878
T007343	2024	CAP	Transit	$9,450	$0	$2,362	$11,812
				$887,354	***$5,870***	***$450,298***	***$1,343,521***

Note: Cost estimates in this section show only the county's portion of the project; If the totals are different from the list above it is an indication that the project is in multiple counties.

Clinch

Project: **0013822** *Type Work:* Replace Bridge
Descp: SR 122/SR 168 @ CAMP CREEK 15 MI NW OF HOMERVILLE
Lanes: *Exist.* 2 *Prop.* 2 *Length:* 0.20

Total Project Cost: $2,864,867
Total Project Authorizations: *$1,250,000*
Total Parcels: 4
Project Details: Replaces a load restricted bridge.

Phase	Fund	Year	Federal	State	Other	Total
PE	*STBG*	*2016*	*$780,000*	*$195,000*	*$0*	*$975,000*
PE	*STP*	*2016*	*$132,000*	*$33,000*	*$0*	*$165,000*
ROW	*STBG*	*2020*	*$88,000*	*$22,000*	*$0*	*$110,000*
CST	Bond	2021	$0	$0	$1,614,867	$1,614,867

Project: **0015620** *Type Work:* Replace Bridge
Descp: CR 203/SHILOH CHURCH ROAD @ SURVEYORS CREEK S OF HOMERVILLE
Lanes: *Exist.* 2 *Prop.* 2 *Length:* 0.40

Total Project Cost: $1,866,662
Total Project Authorizations: *$762,162*
Total Parcels: 0
Project Details: Replaces a structurally deficient substandard local system bridge.

Phase	Fund	Year	Federal	State	Other	Total
PE	*STBG*	*2019*	*$534,129*	*$133,532*	*$0*	*$667,662*
ROW	*Local*	*2018*	*$0*	*$0*	*$94,500*	*$94,500*
ROW	STBG	2021	$75,600	$18,900	$0	$94,500
CST	STBG	2024	$800,000	$200,000	$0	$1,000,000
UTL	STBG	2024	$8,000	$2,000	$0	$10,000

Project: **0016510** *Type Work:* Replace Bridge
Descp: SR 89/US 441 @ CYPRESS CREEK 1.6 MI S OF FARGO
Lanes: *Exist.* 2 *Prop.* 2 *Length:* 0.40

Total Project Cost: $6,300,000
Total Project Authorizations: *$650,000*
Total Parcels: 4

Phase	Fund	Year	Federal	State	Other	Total
PE	*NHPP*	*2020*	*$520,000*	*$130,000*	*$0*	*$650,000*
ROW	NHPP	2023	$200,000	$50,000	$0	$250,000
CST	NHPP	After 2024	$4,240,000	$1,060,000	$0	$5,300,000
UTL	NHPP	After 2024	$80,000	$20,000	$0	$100,000

Project: **T006095** *Type Work:* Intermodal
Descp: FY 2021-SOUTHERN GEORGIA RC-SEC.5304-PLANNING
Lanes: *Exist.* *Prop.* *Length:* 0.00

Total Project Cost: $35,360
Total Project Authorizations: *$35,360*
Total Parcels: 0

Phase	Fund	Year	Federal	State	Other	Total
441A2	*Transit*	*2021*	*$28,288*	*$0*	*$0*	*$28,288*
441A2	*Transit*	*2021*	*$0*	*$3,536*	*$0*	*$3,536*
441A2	*Transit*	*2021*	*$0*	*$0*	*$3,536*	*$3,536*

In Atkinson, Bacon, Ben Hill, Berrien, Brantley, Brooks, Charlton, Clinch, Coffee, Cook, Echols, Irwin, Lanier, Lowndes, Pierce, Tift, Turner, Ware County

Project: **T006456** *Type Work:* Intermodal
Descp: FY 2021-SOUTHERN GEORGIA RC-SEC.5311-CAPITAL AND OPERATIONS
Lanes: *Exist.* *Prop.* *Length:*

Total Project Cost: $257,734
Total Project Authorizations: *$0*
Total Parcels: 0

Phase	Fund	Year	Federal	State	Other	Total
OPR	Transit	2021	$128,867	$0	$128,867	$257,734

In Atkinson, Bacon, Ben Hill, Berrien, Brantley, Brooks, Charlton, Clinch, Coffee, Cook, Echols, Irwin, Lanier, Lowndes, Pierce, Tift, Turner, Ware County

Clinch Totals Summary

County Summary excludes lump sum projects

PI #	Year	Phase	Fund	Federal	State	Other	Total
0013822	2021	CST	Bond	$0	$0	$1,614,867	$1,614,867
0015620	2021	ROW	STBG	$75,600	$18,900	$0	$94,500
0015620	2024	CST	STBG	$800,000	$200,000	$0	$1,000,000
0015620	2024	UTL	STBG	$8,000	$2,000	$0	$10,000
0016510	2023	ROW	NHPP	$200,000	$50,000	$0	$250,000
T006095	2021	441A2	Transit	$0	$0	$354	$354
T006095	2021	441A2	Transit	$2,829	$0	$0	$2,829
T006095	2021	441A2	Transit	$0	$354	$0	$354
T006456	2021	OPR	Transit	$7,732	$0	$7,732	$15,464
				$1,094,161	***$271,254***	***$1,622,953***	***$2,988,367***

Note: Cost estimates in this section show only the county's portion of the project; If the totals are different from the list above it is an indication that the project is in multiple counties.

Coffee

Project: **0015632** *Type Work:* Replace Bridge
Descp: CR 705/BRIDGETOWN ROAD @ SATILLA RIVER 11 MI W OF DOUGLAS
Lanes: *Exist.* 2 *Prop.* 2 *Length:* 0.40

Total Project Cost: $3,480,000
Total Project Authorizations: *$500,000*
Total Parcels: 0

Project Details: Replaces a structurally deficient substandard local system bridge.

Phase	Fund	Year	Federal	State	Other	Total
PE	*STBG*	*2021*	*$400,000*	*$100,000*	*$0*	*$500,000*
ROW	STBG	2023	$100,000	$25,000	$0	$125,000
ROW	Local	2023	$0	$0	$125,000	$125,000
CST	STBG	After 2024	$2,160,000	$540,000	$0	$2,700,000
UTL	STBG	After 2024	$24,000	$6,000	$0	$30,000

Project: **T006095** *Type Work:* Intermodal
Descp: FY 2021-SOUTHERN GEORGIA RC-SEC.5304-PLANNING
Lanes: *Exist.* *Prop.* *Length:* 0.00

Total Project Cost: $35,360
Total Project Authorizations: *$35,360*
Total Parcels: 0

In Atkinson, Bacon, Ben Hill, Berrien, Brantley, Brooks, Charlton, Clinch, Coffee, Cook, Echols, Irwin, Lanier, Lowndes, Pierce, Tift, Turner, Ware County

Phase	Fund	Year	Federal	State	Other	Total
441A2	*Transit*	*2021*	*$28,288*	*$0*	*$0*	*$28,288*
441A2	*Transit*	*2021*	*$0*	*$3,536*	*$0*	*$3,536*
441A2	*Transit*	*2021*	*$0*	*$0*	*$3,536*	*$3,536*

Project: **T006456** *Type Work:* Intermodal
Descp: FY 2021-SOUTHERN GEORGIA RC-SEC.5311-CAPITAL AND OPERATIONS
Lanes: *Exist.* *Prop.* *Length:*

Total Project Cost: $257,734
Total Project Authorizations: *$0*
Total Parcels: 0

In Atkinson, Bacon, Ben Hill, Berrien, Brantley, Brooks, Charlton, Clinch, Coffee, Cook, Echols, Irwin, Lanier, Lowndes, Pierce, Tift, Turner, Ware County

Phase	Fund	Year	Federal	State	Other	Total
OPR	Transit	2021	$128,867	$0	$128,867	$257,734

Coffee Totals Summary

County Summary excludes lump sum projects

PI #	Year	Phase	Fund	Federal	State	Other	Total
0015632	2021	PE	STBG	$400,000	$100,000	$0	$500,000
0015632	2023	ROW	Local	$0	$0	$125,000	$125,000
0015632	2023	ROW	STBG	$100,000	$25,000	$0	$125,000
T006095	2021	441A2	Transit	$0	$0	$283	$283
T006095	2021	441A2	Transit	$2,263	$0	$0	$2,263
T006095	2021	441A2	Transit	$0	$283	$0	$283
T006456	2021	OPR	Transit	$6,443	$0	$6,443	$12,887
				$508,706	***$125,283***	***$131,726***	***$765,716***

Note: Cost estimates in this section show only the county's portion of the project; If the totals are different from the list above it is an indication that the project is in multiple counties.

Colquitt

Project: **0000520** *Type Work:* Widening
Descp: SR 133 FROM S OF SR 35/US 319 TO N OF CR 187/MIKE HORNE ROAD
Lanes: *Exist.* 2 *Prop.* 4 *Length:* 8.30

Total Project Cost: $87,257,455
Total Project Authorizations: *$87,257,455*
Total Parcels: 235
Project Details: widen from 2 to 4 lanes- turn lanes added at intersections- improve mobility-reduce congestion-enhance economic development- reduce crash frequency- GRIP

Phase	Fund	Year	Federal	State	Other	Total
PE	*STP*	*2003*	*$2,899,693*	*$724,923*	*$0*	*$3,624,616*
PE	*HPP*	*2003*	*$1,250,000*	*$0*	*$0*	*$1,250,000*
PE	*NHPP*	*2014*	*$128,800*	*$32,200*	*$0*	*$161,000*
PE	*State*	*2016*	*$0*	*$1,600,000*	*$0*	*$1,600,000*
ROW	*State*	*2018*	*$0*	*$8,090,000*	*$0*	*$8,090,000*
CST	*State*	*2021*	*$0*	*$72,531,839*	*$0*	*$72,531,839*

Project: **0014901** *Type Work:* Replace Bridge
Descp: SR 37 @ OCHLOCKONEE RIVER IN MOULTRIE & RIVERSIDE
Lanes: *Exist.* 2 *Prop.* 2 *Length:* 0.30

Total Project Cost: $5,520,946
Total Project Authorizations: *$1,667,429*
Total Parcels: 6
Project Details: Replaces a substandard bridge with unknown foundation type

Phase	Fund	Year	Federal	State	Other	Total
PE	*NHPP*	*2017*	*$1,101,943*	*$275,486*	*$0*	*$1,377,429*
ROW	*NHPP*	*2020*	*$232,000*	*$58,000*	*$0*	*$290,000*
CST	NHPP	2021	$3,082,813	$770,703	$0	$3,853,517

Project: **0015617** *Type Work:* Replace Bridge
Descp: CR 486 @WARRIOR CREEK; @WARRIOR CREEK OVERFLOW &@TY TY CREEK
Lanes: *Exist.* 2 *Prop.* 2 *Length:* 1.20

Total Project Cost: $6,565,000
Total Project Authorizations: *$1,262,500*
Total Parcels: 0
Project Details: Replaces a structurally deficient substandard local system bridges.

Phase	Fund	Year	Federal	State	Other	Total
PE	*STBG*	*2019*	*$888,000*	*$222,000*	*$0*	*$1,110,000*
ROW	*Local*	*2019*	*$0*	*$0*	*$152,500*	*$152,500*
ROW	STBG	2021	$122,000	$30,500	$0	$152,500
CST	STBG	2024	$4,080,000	$1,020,000	$0	$5,100,000
UTL	STBG	2024	$40,000	$10,000	$0	$50,000

Project: **0016589** *Type Work:* Replace Bridge
Descp: CR 485/TILLMAN ROAD @ INDIAN CREEK
Lanes: *Exist.* 2 *Prop.* 2 *Length:* 0.40

Total Project Cost: $4,480,000
Total Project Authorizations: *$675,000*
Total Parcels: 0

Phase	Fund	Year	Federal	State	Other	Total
PE	*STBG*	*2020*	*$540,000*	*$135,000*	*$0*	*$675,000*
ROW	Local	2023	$0	$0	$75,000	$75,000
ROW	STBG	2023	$120,000	$30,000	$0	$150,000
CST	STBG	After 2024	$2,800,000	$700,000	$0	$3,500,000
UTL	STBG	After 2024	$64,000	$16,000	$0	$80,000

Project: **0016590** *Type Work:* Replace Bridge
Descp: CR 485/TILLMAN ROAD @ BULL CREEK
Lanes: *Exist.* 2 *Prop.* 2 *Length:* 0.40

Total Project Cost: $3,580,000
Total Project Authorizations: *$675,000*
Total Parcels: 0

Phase	Fund	Year	Federal	State	Other	Total
PE	*STBG*	*2020*	*$540,000*	*$135,000*	*$0*	*$675,000*
ROW	STBG	2023	$120,000	$30,000	$0	$150,000
ROW	Local	2023	$0	$0	$75,000	$75,000
CST	STBG	After 2024	$2,080,000	$520,000	$0	$2,600,000
UTL	STBG	After 2024	$64,000	$16,000	$0	$80,000

Project: **T006096** *Type Work:* Intermodal
Descp: FY 2021-SOUTHWEST GEORGIA RC-SEC.5304-PLANNING
Lanes: *Exist.* *Prop.* *Length:* 0.00

Total Project Cost: $30,490
Total Project Authorizations: *$30,490*
Total Parcels: 0

Phase	Fund	Year	Federal	State	Other	Total
441A2	*Transit*	*2021*	*$24,392*	*$0*	*$0*	*$24,392*
441A2	*Transit*	*2021*	*$0*	*$0*	*$3,049*	*$3,049*
441A2	*Transit*	*2021*	*$0*	*$3,049*	*$0*	*$3,049*

In Baker, Calhoun, Colquitt, Decatur, Dougherty, Early, Grady, Lee, Miller, Mitchell, Seminole, Terrell, Thomas, Worth County

Project: **T006467** *Type Work:* Intermodal
Descp: FY 2021-SW GEORGIA RC-SEC.5311-CAPITAL AND OPERATIONS
Lanes: *Exist.* *Prop.* *Length:* 0.00

Phase	Fund	Year	Federal	State	Other	Total
OPR	Transit	2021	$2,901,589	$0	$2,901,589	$5,803,178

Total Project Cost: $5,803,178
Total Project Authorizations: *$0*
Total Parcels: 0

In Baker, Calhoun, Colquitt, Decatur, Dougherty, Early, Grady, Lee, Miller, Mitchell, Seminole, Terrell, Worth County

Project: **T007178** *Type Work:* Intermodal
Descp: FY 2022-SW GEORGIA RC-SEC.5311-CAPITAL AND OPERATIONS
Lanes: *Exist.* 0 *Prop.* 0 *Length:* 0.00

Phase	Fund	Year	Federal	State	Other	Total
CAP	Transit	2022	$3,615,646	$111,916	$2,832,232	$6,559,795

Total Project Cost: $6,559,795
Total Project Authorizations: *$0*
Total Parcels: 0

In Baker, Calhoun, Colquitt, Decatur, Dougherty, Early, Grady, Lee, Miller, Mitchell, Seminole, Terrell, Worth County

Project: **T007260** *Type Work:* Intermodal
Descp: FY 2023-SW GEORGIA RC-SEC.5311-CAPITAL AND OPERATIONS
Lanes: *Exist.* 0 *Prop.* 0 *Length:* 0.00

Phase	Fund	Year	Federal	State	Other	Total
CAP	Transit	2023	$4,642,542	$0	$1,160,636	$5,803,178

Total Project Cost: $5,803,178
Total Project Authorizations: *$0*
Total Parcels: 0

In Baker, Calhoun, Colquitt, Decatur, Dougherty, Early, Grady, Lee, Miller, Mitchell, Seminole, Terrell, Worth County

Project: **T007344** *Type Work:* Intermodal
Descp: FY 2024-SW GEORGIA RC-SEC.5311-CAPITAL AND OPERATIONS
Lanes: *Exist.* 0 *Prop.* 0 *Length:* 0.00

Phase	Fund	Year	Federal	State	Other	Total
CAP	Transit	2024	$4,642,542	$0	$1,160,636	$5,803,178

Total Project Cost: $5,803,178
Total Project Authorizations: *$0*
Total Parcels: 0

In Baker, Calhoun, Colquitt, Decatur, Dougherty, Early, Grady, Lee, Miller, Mitchell, Seminole, Terrell, Worth County

Colquitt Totals Summary

County Summary excludes lump sum projects

PI #	Year	Phase	Fund	Federal	State	Other	Total
0000520	2021	CST	State	$0	$72,531,839	$0	$72,531,839
0014901	2021	CST	NHPP	$3,082,813	$770,703	$0	$3,853,517
0015617	2021	ROW	STBG	$122,000	$30,500	$0	$152,500
0015617	2024	CST	STBG	$4,080,000	$1,020,000	$0	$5,100,000
0015617	2024	UTL	STBG	$40,000	$10,000	$0	$50,000
0016589	2023	ROW	Local	$0	$0	$75,000	$75,000
0016589	2023	ROW	STBG	$120,000	$30,000	$0	$150,000
0016590	2023	ROW	Local	$0	$0	$75,000	$75,000
0016590	2023	ROW	STBG	$120,000	$30,000	$0	$150,000
T006096	2021	441A2	Transit	$0	$0	$274	$274
T006096	2021	441A2	Transit	$2,195	$0	$0	$2,195
T006096	2021	441A2	Transit	$0	$274	$0	$274
T006467	2021	OPR	Transit	$290,159	$0	$290,159	$580,318
T007178	2022	CAP	Transit	$180,782	$5,596	$141,612	$327,990
T007260	2023	CAP	Transit	$464,254	$0	$116,064	$580,318
T007344	2024	CAP	Transit	$417,829	$0	$104,457	$522,286
				$8,920,033	***$74,428,913***	***$802,566***	***$84,151,512***

Note: Cost estimates in this section show only the county's portion of the project; If the totals are different from the list above it is an indication that the project is in multiple counties.

Columbia

Project: **0011733** *Type Work:* TE-Bike/Ped Facility
Descp: SANDY RUN CREEK TRAIL - PHASE I
Lanes: *Exist.* 2 *Prop.* 2 *Length:* 0.57

Phase	Fund	Year	Federal	State	Other	Total
CST	*Local*	*2021*	*$0*	*$0*	*$115,000*	*$115,000*
CST	*Enhance*	*2021*	*$200,000*	*$0*	*$50,000*	*$250,000*

Total Project Cost: $365,000
Total Project Authorizations: *$365,000*
Total Parcels: 4

Project: **T006416** *Type Work:* Intermodal
Descp: FY 2021-COLUMBIA COUNTY-SEC.5311-CAPITAL AND OPERATIONS
Lanes: *Exist.* *Prop.* *Length:*

Phase	Fund	Year	Federal	State	Other	Total
OPR	Transit	2021	$213,656	$0	$213,656	$427,312

Total Project Cost: $427,312
Total Project Authorizations: *$0*
Total Parcels: 0

Project: **T007134** *Type Work:* Intermodal
Descp: FY 2022-COLUMBIA COUNTY-SEC.5311-CAPITAL AND OPERATIONS
Lanes: *Exist.* 0 *Prop.* 0 *Length:* 0.00

Phase	Fund	Year	Federal	State	Other	Total
CAP	Transit	2022	$255,673	$5,252	$218,908	$479,833

Total Project Cost: $479,833
Total Project Authorizations: *$0*
Total Parcels: 0

Project: **T007298** *Type Work:* Intermodal
Descp: FY 2024-COLUMBIA COUNTY-SEC.5311-CAPITAL AND OPERATIONS
Lanes: *Exist.* 0 *Prop.* 0 *Length:* 0.00

Phase	Fund	Year	Federal	State	Other	Total
CAP	Transit	2024	$341,850	$0	$85,462	$427,312

Total Project Cost: $427,312
Total Project Authorizations: *$0*
Total Parcels: 0

Columbia Totals Summary

County Summary excludes lump sum projects

PI #	Year	Phase	Fund	Federal	State	Other	Total
0011733	2021	CST	Local	$0	$0	$115,000	$115,000
T006416	2021	OPR	Transit	$213,656	$0	$213,656	$427,312
T007134	2022	CAP	Transit	$255,673	$5,252	$218,908	$479,833
T007298	2024	CAP	Transit	$341,850	$0	$85,462	$427,312
				$811,178	***$5,252***	***$633,026***	***$1,449,457***

Note: Cost estimates in this section show only the county's portion of the project; If the totals are different from the list above it is an indication that the project is in multiple counties.

Cook

Project: **0015515** *Type Work:* RRX Consolidation
Descp: CS 600/RAILROAD ST @ NS #723354S IN SPARKS - CROSSING STUDY
Lanes: *Exist.* 2 *Prop.* 2 *Length:* 0.20

Total Project Cost: $500
Total Project Authorizations: *$0*
Total Parcels: 0

Phase	Fund	Year	Federal	State	Other	Total
PE	Local	2021	$0	$0	$500	$500

Project: **T006095** *Type Work:* Intermodal
Descp: FY 2021-SOUTHERN GEORGIA RC-SEC.5304-PLANNING
Lanes: *Exist.* *Prop.* *Length:* 0.00

Total Project Cost: $35,360
Total Project Authorizations: *$35,360*
Total Parcels: 0

Phase	Fund	Year	Federal	State	Other	Total
441A2	*Transit*	*2021*	*$28,288*	*$0*	*$0*	*$28,288*
441A2	*Transit*	*2021*	*$0*	*$3,536*	*$0*	*$3,536*
441A2	*Transit*	*2021*	*$0*	*$0*	*$3,536*	*$3,536*

In Atkinson, Bacon, Ben Hill, Berrien, Brantley, Brooks, Charlton, Clinch, Coffee, Cook, Echols, Irwin, Lanier, Lowndes, Pierce, Tift, Turner, Ware County

Project: **T006417** *Type Work:* Intermodal
Descp: FY 2021-COOK COUNTY-SEC.5311-CAPITAL AND OPERATIONS
Lanes: *Exist.* *Prop.* *Length:*

Total Project Cost: $425,010
Total Project Authorizations: *$0*
Total Parcels: 0

Phase	Fund	Year	Federal	State	Other	Total
OPR	Transit	2021	$212,505	$0	$212,505	$425,010

Project: **T006456** *Type Work:* Intermodal
Descp: FY 2021-SOUTHERN GEORGIA RC-SEC.5311-CAPITAL AND OPERATIONS
Lanes: *Exist.* *Prop.* *Length:*

Total Project Cost: $257,734
Total Project Authorizations: *$0*
Total Parcels: 0

Phase	Fund	Year	Federal	State	Other	Total
OPR	Transit	2021	$128,867	$0	$128,867	$257,734

In Atkinson, Bacon, Ben Hill, Berrien, Brantley, Brooks, Charlton, Clinch, Coffee, Cook, Echols, Irwin, Lanier, Lowndes, Pierce, Tift, Turner, Ware County

Project: **T007135** *Type Work:* Intermodal
Descp: FY 2022-COOK COUNTY-SEC.5311-CAPITAL AND OPERATIONS
Lanes: *Exist.* 0 *Prop.* 0 *Length:* 0.00

Total Project Cost: $604,163
Total Project Authorizations: *$0*
Total Parcels: 0

Phase	Fund	Year	Federal	State	Other	Total
CAP	Transit	2022	$349,350	$15,756	$239,056	$604,163

Project: **T007217** *Type Work:* Intermodal
Descp: FY 2023-COOK COUNTY-SEC.5311-CAPITAL AND OPERATIONS
Lanes: *Exist.* 0 *Prop.* 0 *Length:* 0.00

Total Project Cost: $425,010
Total Project Authorizations: *$0*
Total Parcels: 0

Phase	Fund	Year	Federal	State	Other	Total
CAP	Transit	2023	$340,008	$0	$85,002	$425,010

Project: **T007299** *Type Work:* Intermodal
Descp: FY 2024-COOK COUNTY-SEC.5311-CAPITAL AND OPERATIONS
Lanes: *Exist.* 0 *Prop.* 0 *Length:* 0.00

Phase	Fund	Year	Federal	State	Other	Total
CAP	Transit	2024	$340,008	$0	$85,002	$425,010

Total Project Cost: $425,010
Total Project Authorizations: *$0*
Total Parcels: 0

Cook Totals Summary

County Summary excludes lump sum projects

PI #	Year	Phase	Fund	Federal	State	Other	Total
0015515	2021	PE	Local	$0	$0	$500	$500
T006095	2021	441A2	Transit	$0	$0	$106	$106
T006095	2021	441A2	Transit	$849	$0	$0	$849
T006095	2021	441A2	Transit	$0	$106	$0	$106
T006417	2021	OPR	Transit	$212,505	$0	$212,505	$425,010
T006456	2021	OPR	Transit	$6,443	$0	$6,443	$12,887
T007135	2022	CAP	Transit	$349,350	$15,756	$239,056	$604,163
T007217	2023	CAP	Transit	$340,008	$0	$85,002	$425,010
T007299	2024	CAP	Transit	$340,008	$0	$85,002	$425,010
				$1,249,163	***$15,862***	***$628,615***	***$1,893,640***

Note: Cost estimates in this section show only the county's portion of the project; If the totals are different from the list above it is an indication that the project is in multiple counties.

Crawford

Project: **T006091** *Type Work:* Intermodal
Descp: FY 2021-MIDDLE GEORGIA RC-SEC.5304-PLANNING
Lanes: *Exist.* *Prop.* *Length:* 0.00

Total Project Cost: $22,295
Total Project Authorizations: *$22,295*
Total Parcels: 0

Phase	Fund	Year	Federal	State	Other	Total
441A2	*Transit*	*2021*	*$17,836*	*$0*	*$0*	*$17,836*
441A2	*Transit*	*2021*	*$0*	*$2,229*	*$0*	*$2,229*
441A2	*Transit*	*2021*	*$0*	*$0*	*$2,230*	*$2,230*

In Baldwin, Bibb, Crawford, Houston, Jones, Monroe, Peach, Pulaski, Putnam, Twiggs, Wilkinson County

Project: **T006419** *Type Work:* Intermodal
Descp: FY 2021-CRAWFORD COUNTY-SEC.5311-CAPITAL AND OPERATIONS
Lanes: *Exist.* *Prop.* *Length:* 0.00

Total Project Cost: $117,290
Total Project Authorizations: *$0*
Total Parcels: 0

Phase	Fund	Year	Federal	State	Other	Total
OPR	Transit	2021	$58,645	$0	$58,645	$117,290

Project: **T006454** *Type Work:* Intermodal
Descp: FY 2021-MIDDLE GEORGIA RC-SEC.5311-MOBILITY MGMT
Lanes: *Exist.* *Prop.* *Length:* 0.00

Total Project Cost: $130,000
Total Project Authorizations: *$0*
Total Parcels: 0

Phase	Fund	Year	Federal	State	Other	Total
OPR	Transit	2021	$104,000	$0	$26,000	$130,000

In Baldwin, Bibb, Crawford, Houston, Jones, Monroe, Peach, Pulaski, Putnam, Twiggs, Wilkinson County

Project: **T007137** *Type Work:* Intermodal
Descp: FY 2022-CRAWFORD COUNTY-SEC.5311-OPERATIONS ONLY
Lanes: *Exist.* 0 *Prop.* 0 *Length:* 0.00

Total Project Cost: $141,930
Total Project Authorizations: *$0*
Total Parcels: 0

Phase	Fund	Year	Federal	State	Other	Total
CAP	Transit	2022	$70,965	$0	$70,965	$141,930

Project: **T007166** *Type Work:* Intermodal
Descp: FY 2022-MIDDLE GEORGIA RC-SEC.5311-MOBILITY MGMT
Lanes: *Exist.* 0 *Prop.* 0 *Length:* 0.00

Total Project Cost: $60,000
Total Project Authorizations: *$0*
Total Parcels: 0

Phase	Fund	Year	Federal	State	Other	Total
CAP	Transit	2022	$48,000	$6,000	$6,000	$60,000

In Baldwin, Bibb, Crawford, Houston, Jones, Monroe, Peach, Pulaski, Putnam, Twiggs, Wilkinson County

Project: **T007219** *Type Work:* Intermodal
Descp: FY 2023-CRAWFORD COUNTY-SEC.5311-CAPITAL AND OPERATIONS
Lanes: *Exist.* 0 *Prop.* 0 *Length:* 0.00

Total Project Cost: $117,290
Total Project Authorizations: *$0*
Total Parcels: 0

Phase	Fund	Year	Federal	State	Other	Total
CAP	Transit	2023	$93,832	$0	$23,458	$117,290

Project: **T007248** *Type Work:* Intermodal
Descp: FY 2023-MIDDLE GEORGIA RC-SEC.5311-MOBILITY MGMT
Lanes: *Exist.* 0 *Prop.* 0 *Length:* 0.00

Total Project Cost: $130,000
Total Project Authorizations: *$0*
Total Parcels: 0

Phase	Fund	Year	Federal	State	Other	Total
CAP	Transit	2023	$104,000	$0	$26,000	$130,000

In Baldwin, Bibb, Crawford, Houston, Jones, Monroe, Peach, Pulaski, Putnam, Twiggs, Wilkinson County

Project: **T007302** *Type Work:* Intermodal
Descp: FY 2024-CRAWFORD COUNTY-SEC.5311-CAPITAL AND OPERATIONS
Lanes: *Exist.* 0 *Prop.* 0 *Length:* 0.00

Total Project Cost: $117,290
Total Project Authorizations: *$0*
Total Parcels: 0

Phase	Fund	Year	Federal	State	Other	Total
CAP	Transit	2024	$93,832	$0	$23,458	$117,290

Project: **T007331** *Type Work:* Intermodal
Descp: FY 2024-MIDDLE GEORGIA RC-SEC.5311-MOBILITY MGMT
Lanes: *Exist.* 0 *Prop.* 0 *Length:* 0.00

Total Project Cost: $130,000
Total Project Authorizations: *$0*
Total Parcels: 0

Phase	Fund	Year	Federal	State	Other	Total
CAP	Transit	2024	$104,000	$0	$26,000	$130,000

In Baldwin, Bibb, Crawford, Houston, Jones, Monroe, Peach, Pulaski, Putnam, Twiggs, Wilkinson County

Crawford Totals Summary

County Summary excludes lump sum projects

PI #	Year	Phase	Fund	Federal	State	Other	Total
T006091	2021	441A2	Transit	$0	$0	$201	$201
T006091	2021	441A2	Transit	$1,605	$0	$0	$1,605
T006091	2021	441A2	Transit	$0	$201	$0	$201
T006419	2021	OPR	Transit	$58,645	$0	$58,645	$117,290
T006454	2021	OPR	Transit	$9,360	$0	$2,340	$11,700
T007137	2022	CAP	Transit	$70,965	$0	$70,965	$141,930
T007166	2022	CAP	Transit	$4,800	$600	$600	$6,000
T007219	2023	CAP	Transit	$93,832	$0	$23,458	$117,290
T007248	2023	CAP	Transit	$5,200	$0	$1,300	$6,500
T007302	2024	CAP	Transit	$93,832	$0	$23,458	$117,290
T007331	2024	CAP	Transit	$8,320	$0	$2,080	$10,400
				$346,559	***$801***	***$183,047***	***$530,407***

Note: Cost estimates in this section show only the county's portion of the project; If the totals are different from the list above it is an indication that the project is in multiple counties.

Crisp

Project: **0015540** *Type Work:* Replace Bridge
Descp: SR 7/US 41 @ CEDAR CREEK 1.5 MI S OF CORDELE
Lanes: *Exist.* 2 *Prop.* 2 *Length:* 0.45

Total Project Cost: $4,328,792
Total Project Authorizations: *$1,550,000*
Total Parcels: 4
Project Details: Replaces a substandard bridge.

Phase	*Fund*	*Year*	*Federal*	*State*	*Other*	*Total*
PE	*NHPP*	*2019*	*$1,240,000*	*$310,000*	*$0*	*$1,550,000*
ROW	NHPP	2021	$106,080	$26,520	$0	$132,600
CST	NHPP	2024	$2,116,953	$529,238	$0	$2,646,192

Project: **0015651** *Type Work:* Replace Bridge
Descp: CR 73/WATSON ROAD @ REEDY BRANCH TRIB 5.9 MI E OF ARABI
Lanes: *Exist.* 2 *Prop.* 2 *Length:* 0.40

Total Project Cost: $1,673,000
Total Project Authorizations: *$860,500*
Total Parcels: 0
Project Details: Replaces a structurally deficient substandard local system bridge.

Phase	*Fund*	*Year*	*Federal*	*State*	*Other*	*Total*
PE	*STBG*	*2019*	*$606,400*	*$151,600*	*$0*	*$758,000*
ROW	*Local*	*2019*	*$0*	*$0*	*$102,500*	*$102,500*
ROW	STBG	2021	$82,000	$20,500	$0	$102,500
CST	STBG	2024	$560,000	$140,000	$0	$700,000
UTL	STBG	2024	$8,000	$2,000	$0	$10,000

Project: **0016571** *Type Work:* Replace Bridge
Descp: CR 4/STORY ROAD @ NORTH BRANCH SWIFT CREEK TRIB
Lanes: *Exist.* 2 *Prop.* 2 *Length:* 0.40

Total Project Cost: $1,880,000
Total Project Authorizations: *$650,000*
Total Parcels: 0

Phase	*Fund*	*Year*	*Federal*	*State*	*Other*	*Total*
PE	*STBG*	*2020*	*$520,000*	*$130,000*	*$0*	*$650,000*
ROW	STBG	2023	$80,000	$20,000	$0	$100,000
ROW	Local	2023	$0	$0	$50,000	$50,000
CST	STBG	After 2024	$800,000	$200,000	$0	$1,000,000
UTL	STBG	After 2024	$64,000	$16,000	$0	$80,000

Project: **0016572** *Type Work:* Replace Bridge
Descp: CR 11/LOWER PATEVILLE ROAD @ SWIFT CREEK TRIB
Lanes: *Exist.* 2 *Prop.* 2 *Length:* 0.40

Total Project Cost: $1,880,000
Total Project Authorizations: *$650,000*
Total Parcels: 0

Phase	*Fund*	*Year*	*Federal*	*State*	*Other*	*Total*
PE	*STBG*	*2021*	*$520,000*	*$130,000*	*$0*	*$650,000*
ROW	Local	2023	$0	$0	$50,000	$50,000
ROW	STBG	2023	$80,000	$20,000	$0	$100,000
CST	STBG	After 2024	$800,000	$200,000	$0	$1,000,000
UTL	STBG	After 2024	$64,000	$16,000	$0	$80,000

Project: **T006094** *Type Work:* Intermodal
Descp: FY 2021-RIVER VALLEY RC-SEC.5304-PLANNING
Lanes: *Exist.* *Prop.* *Length:* 0.00

Total Project Cost: $24,140
Total Project Authorizations: *$24,140*
Total Parcels: 0
In Chattahoochee, Clay, Crisp, Dooly, Harris, Macon, Marion, Muscogee, Quitman, Randolph, Schley, Stewart, Sumter, Talbot, Taylor, Webster County

Phase	*Fund*	*Year*	*Federal*	*State*	*Other*	*Total*
441A2	*Transit*	*2021*	*$0*	*$2,414*	*$0*	*$2,414*
441A2	*Transit*	*2021*	*$0*	*$0*	*$2,414*	*$2,414*
441A2	*Transit*	*2021*	*$19,312*	*$0*	*$0*	*$19,312*

Project: **T006421** *Type Work:* Intermodal
Descp: FY 2021-CRISP COUNTY-SEC.5311-CAPITAL AND OPERATIONS
Lanes: *Exist.* *Prop.* *Length:*

Total Project Cost: $459,432
Total Project Authorizations: *$0*
Total Parcels: 0

Phase	*Fund*	*Year*	*Federal*	*State*	*Other*	*Total*
OPR	Transit	2021	$229,716	$0	$229,716	$459,432

Project: **T006466** *Type Work:* Intermodal
Descp: FY 2021-RIVER VALLEY RC-SEC.5311-MOBILITY MGMT
Lanes: *Exist.* *Prop.* *Length:* 0.00

Phase	*Fund*	*Year*	*Federal*	*State*	*Other*	*Total*
CAP	Transit	2021	$105,000	$0	$26,250	$131,250

Total Project Cost: $131,250
Total Project Authorizations: *$0*
Total Parcels: 0

In Chattahoochee, Clay, Crisp, Dooly, Harris, Macon, Marion, Muscogee, Quitman, Randolph, Schley, Stewart, Sumter, Talbot, Taylor, Webster County

Project: **T007139** *Type Work:* Intermodal
Descp: FY 2022-CRISP COUNTY-SEC.5311-CAPITAL AND OPERATIONS
Lanes: *Exist.* 0 *Prop.* 0 *Length:* 0.00

Phase	*Fund*	*Year*	*Federal*	*State*	*Other*	*Total*
CAP	Transit	2022	$367,572	$15,796	$256,998	$640,367

Total Project Cost: $640,367
Total Project Authorizations: *$0*
Total Parcels: 0

Project: **T007177** *Type Work:* Intermodal
Descp: FY 2022-RIVER VALLEY RC-SEC.5311-MOBILITY MGMT
Lanes: *Exist.* 0 *Prop.* 0 *Length:* 0.00

Phase	*Fund*	*Year*	*Federal*	*State*	*Other*	*Total*
CAP	Transit	2022	$77,010	$9,626	$9,626	$96,263

Total Project Cost: $96,263
Total Project Authorizations: *$0*
Total Parcels: 0

In Chattahoochee, Clay, Crisp, Dooly, Harris, Macon, Marion, Muscogee, Quitman, Randolph, Schley, Stewart, Sumter, Talbot, Taylor, Webster County

Project: **T007221** *Type Work:* Intermodal
Descp: FY 2023-CRISP COUNTY-SEC.5311-CAPITAL AND OPERATIONS
Lanes: *Exist.* 0 *Prop.* 0 *Length:* 0.00

Phase	*Fund*	*Year*	*Federal*	*State*	*Other*	*Total*
CAP	Transit	2023	$367,546	$0	$91,886	$459,432

Total Project Cost: $459,432
Total Project Authorizations: *$0*
Total Parcels: 0

Project: **T007259** *Type Work:* Intermodal
Descp: FY 2023-RIVER VALLEY RC-SEC.5311-MOBILITY MGMT
Lanes: *Exist.* 0 *Prop.* 0 *Length:* 0.00

Phase	*Fund*	*Year*	*Federal*	*State*	*Other*	*Total*
CAP	Transit	2023	$105,000	$0	$26,250	$131,250

Total Project Cost: $131,250
Total Project Authorizations: *$0*
Total Parcels: 0

In Chattahoochee, Clay, Crisp, Dooly, Harris, Macon, Marion, Muscogee, Quitman, Randolph, Schley, Stewart, Sumter, Talbot, Taylor, Webster County

Project: **T007304** *Type Work:* Intermodal
Descp: FY 2024-CRISP COUNTY-SEC.5311-CAPITAL AND OPERATIONS
Lanes: *Exist.* 0 *Prop.* 0 *Length:* 0.00

Phase	*Fund*	*Year*	*Federal*	*State*	*Other*	*Total*
CAP	Transit	2024	$367,546	$0	$91,886	$459,432

Total Project Cost: $459,432
Total Project Authorizations: *$0*
Total Parcels: 0

Project: **T007343** *Type Work:* Intermodal
Descp: FY 2024-RIVER VALLEY RC-SEC.5311-MOBILITY MGMT
Lanes: *Exist.* 0 *Prop.* 0 *Length:* 0.00

Phase	Fund	Year	Federal	State	Other	Total
CAP	Transit	2024	$105,000	$0	$26,250	$131,250

Total Project Cost: $131,250
Total Project Authorizations: *$0*
Total Parcels: 0

In Chattahoochee, Clay, Crisp, Dooly, Harris, Macon, Marion, Muscogee, Quitman, Randolph, Schley, Stewart, Sumter, Talbot, Taylor, Webster County

Crisp Totals Summary

County Summary excludes lump sum projects

PI #	Year	Phase	Fund	Federal	State	Other	Total
0015540	2021	ROW	NHPP	$106,080	$26,520	$0	$132,600
0015540	2024	CST	NHPP	$2,116,953	$529,238	$0	$2,646,192
0015651	2021	ROW	STBG	$82,000	$20,500	$0	$102,500
0015651	2024	CST	STBG	$560,000	$140,000	$0	$700,000
0015651	2024	UTL	STBG	$8,000	$2,000	$0	$10,000
0016571	2023	ROW	Local	$0	$0	$50,000	$50,000
0016571	2023	ROW	STBG	$80,000	$20,000	$0	$100,000
0016572	2021	PE	STBG	$520,000	$130,000	$0	$650,000
0016572	2023	ROW	Local	$0	$0	$50,000	$50,000
0016572	2023	ROW	STBG	$80,000	$20,000	$0	$100,000
T006094	2021	441A2	Transit	$0	$0	$121	$121
T006094	2021	441A2	Transit	$0	$121	$0	$121
T006094	2021	441A2	Transit	$966	$0	$0	$966
T006421	2021	OPR	Transit	$229,716	$0	$229,716	$459,432
T006466	2021	CAP	Transit	$5,250	$0	$1,312	$6,562
T007139	2022	CAP	Transit	$367,572	$15,796	$256,998	$640,367
T007177	2022	CAP	Transit	$3,851	$481	$481	$4,813
T007221	2023	CAP	Transit	$367,546	$0	$91,886	$459,432
T007259	2023	CAP	Transit	$10,500	$0	$2,625	$13,125
T007304	2024	CAP	Transit	$367,546	$0	$91,886	$459,432
T007343	2024	CAP	Transit	$10,500	$0	$2,625	$13,125
				$4,916,479	***$904,657***	***$777,652***	***$6,598,787***

Note: Cost estimates in this section show only the county's portion of the project; If the totals are different from the list above it is an indication that the project is in multiple counties.

Dade

Project: **0015541** *Type Work:* Replace Bridge
Descp: SR 58 @ SQUIRREL TOWN CREEK 4 MI NE OF TRENTON
Lanes: *Exist.* 2 *Prop.* 2 *Length:* 0.55

Total Project Cost: $5,756,449
Total Project Authorizations: *$1,000,000*
Total Parcels: 2

Project Details: Replaces a deteriorated substandard bridge.

Phase	*Fund*	*Year*	*Federal*	*State*	*Other*	*Total*
PE	*STBG*	*2019*	*$800,000*	*$200,000*	*$0*	*$1,000,000*
ROW	STBG	2021	$72,624	$18,156	$0	$90,780
CST	STBG	After 2024	$3,371,443	$842,861	$0	$4,214,303
UTL	STBG	After 2024	$361,093	$90,273	$0	$451,366

Project: **0015542** *Type Work:* Replace Bridge
Descp: SR 136 @ LOOKOUT CREEK
Lanes: *Exist.* 2 *Prop.* 2 *Length:* 0.20

Total Project Cost: $7,417,051
Total Project Authorizations: *$950,000*
Total Parcels: 2

Project Details: Replaces a deteriorated substandard bridge.

Phase	*Fund*	*Year*	*Federal*	*State*	*Other*	*Total*
PE	*STBG*	*2019*	*$760,000*	*$190,000*	*$0*	*$950,000*
ROW	STBG	2021	$68,800	$17,200	$0	$86,000
CST	STBG	After 2024	$4,309,903	$1,077,476	$0	$5,387,379
UTL	STBG	After 2024	$794,938	$198,735	$0	$993,673

Project: **0015644** *Type Work:* Replace Bridge
Descp: CR 197/NEWSOME GAP ROAD @ LOOKOUT CREEK 7.5 MI SW OF TRENTON
Lanes: *Exist.* 2 *Prop.* 2 *Length:* 0.40

Total Project Cost: $2,860,000
Total Project Authorizations: *$500,000*
Total Parcels: 0

Project Details: Replaces a structurally deficient substandard local system bridge.

Phase	*Fund*	*Year*	*Federal*	*State*	*Other*	*Total*
PE	*STBG*	*2021*	*$400,000*	*$100,000*	*$0*	*$500,000*
ROW	STBG	2023	$100,000	$25,000	$0	$125,000
ROW	Local	2023	$0	$0	$125,000	$125,000
CST	STBG	After 2024	$1,680,000	$420,000	$0	$2,100,000
UTL	STBG	After 2024	$8,000	$2,000	$0	$10,000

Project: **T006093** *Type Work:* Intermodal
Descp: FY 2021-NORTHWEST GEORGIA RC-SEC.5304-PLANNING
Lanes: *Exist.* *Prop.* *Length:* 0.00

Total Project Cost: $37,990
Total Project Authorizations: *$37,990*
Total Parcels: 0

Phase	*Fund*	*Year*	*Federal*	*State*	*Other*	*Total*
441A2	*Transit*	*2021*	*$0*	*$3,799*	*$0*	*$3,799*
441A2	*Transit*	*2021*	*$30,392*	*$0*	*$0*	*$30,392*
441A2	*Transit*	*2021*	*$0*	*$0*	*$3,799*	*$3,799*

In Bartow, Catoosa, Chattooga, Dade, Fannin, Floyd, Gilmer, Gordon, Haralson, Murray, Paulding, Pickens, Polk, Walker, Whitfield County

Project: **T006422** *Type Work:* Intermodal
Descp: FY 2021-DADE COUNTY-SEC.5311-OPERATIONS ONLY
Lanes: *Exist.* *Prop.* *Length:*

Total Project Cost: $260,910
Total Project Authorizations: *$0*
Total Parcels: 0

Phase	*Fund*	*Year*	*Federal*	*State*	*Other*	*Total*
OPR	Transit	2021	$130,455	$0	$130,455	$260,910

Project: **T007140** *Type Work:* Intermodal
Descp: FY 2022-DADE COUNTY-SEC.5311-OPERATIONS ONLY
Lanes: *Exist.* 0 *Prop.* 0 *Length:* 0.00

Total Project Cost: $260,910
Total Project Authorizations: *$0*
Total Parcels: 0

Phase	*Fund*	*Year*	*Federal*	*State*	*Other*	*Total*
CAP	Transit	2022	$130,455	$0	$130,455	$260,910

Project: **T007222** *Type Work:* Intermodal
Descp: FY 2023-DADE COUNTY-SEC.5311-CAPITAL AND OPERATIONS
Lanes: *Exist.* 0 *Prop.* 0 *Length:* 0.00

Phase	Fund	Year	Federal	State	Other	Total
CAP	Transit	2023	$208,728	$0	$52,182	$260,910

Total Project Cost: $260,910
Total Project Authorizations: *$0*
Total Parcels: 0

Project: **T007305** *Type Work:* Intermodal
Descp: FY 2024-DADE COUNTY-SEC.5311-CAPITAL AND OPERATIONS
Lanes: *Exist.* 0 *Prop.* 0 *Length:* 0.00

Phase	Fund	Year	Federal	State	Other	Total
CAP	Transit	2024	$208,728	$0	$52,182	$260,910

Total Project Cost: $260,910
Total Project Authorizations: *$0*
Total Parcels: 0

Dade Totals Summary

County Summary excludes lump sum projects

PI #	Year	Phase	Fund	Federal	State	Other	Total
0015541	2021	ROW	STBG	$72,624	$18,156	$0	$90,780
0015542	2021	ROW	STBG	$68,800	$17,200	$0	$86,000
0015644	2021	PE	STBG	$400,000	$100,000	$0	$500,000
0015644	2023	ROW	Local	$0	$0	$125,000	$125,000
0015644	2023	ROW	STBG	$100,000	$25,000	$0	$125,000
T006093	2021	441A2	Transit	$0	$0	$114	$114
T006093	2021	441A2	Transit	$0	$114	$0	$114
T006093	2021	441A2	Transit	$912	$0	$0	$912
T006422	2021	OPR	Transit	$130,455	$0	$130,455	$260,910
T007140	2022	CAP	Transit	$130,455	$0	$130,455	$260,910
T007222	2023	CAP	Transit	$208,728	$0	$52,182	$260,910
T007305	2024	CAP	Transit	$208,728	$0	$52,182	$260,910
				$1,320,702	***$160,470***	***$490,388***	***$1,971,560***

Note: Cost estimates in this section show only the county's portion of the project; If the totals are different from the list above it is an indication that the project is in multiple counties.

Dawson

Project: **0007170** *Type Work:* Replace Bridge
Descp: SR 136 @ CHESTATEE RIVER 8.3 MI SOUTHEAST OF DAWSONVILLE
Lanes: *Exist.* 2 *Prop.* 2 *Length:* 0.40

Total Project Cost: $10,717,119
Total Project Authorizations: *$2,819,456*
Total Parcels: 2

Phase	Fund	Year	Federal	State	Other	Total
PE	*STBG*	*2016*	*$1,191,565*	*$297,891*	*$0*	*$1,489,456*
ROW	*STBG*	*2020*	*$1,064,000*	*$266,000*	*$0*	*$1,330,000*
CST	STBG	2021	$6,210,130	$1,552,533	$0	$7,762,663
UTL	STBG	2021	$108,000	$27,000	$0	$135,000

In Dawson, Hall County

Project: **0008759** *Type Work:* Replace Bridge
Descp: CR 224/SHOAL CREEK ROAD @ SHOAL CREEK
Lanes: *Exist.* 2 *Prop.* 2 *Length:* 0.40

Total Project Cost: $1,800,000
Total Project Authorizations: *$200,000*
Total Parcels: 2

Phase	Fund	Year	Federal	State	Other	Total
ROW	Local	2023	$0	$0	$50,000	$50,000

Project: **0013807** *Type Work:* Replace Bridge
Descp: SR 183 @ COCHRAN CREEK 6 MI NW OF DAWSONVILLE
Lanes: *Exist.* 2 *Prop.* 2 *Length:* 0.40

Total Project Cost: $4,201,111
Total Project Authorizations: *$1,061,537*
Total Parcels: 5
Project Details: Replaces a substandard deteriorated bridges.

Phase	Fund	Year	Federal	State	Other	Total
PE	*STBG*	*2016*	*$849,229*	*$212,307*	*$0*	*$1,061,537*
ROW	STBG	2021	$138,720	$34,680	$0	$173,400
CST	STBG	2022	$2,290,540	$572,635	$0	$2,863,175
UTL	STBG	2022	$82,400	$20,600	$0	$103,000

Project: **0013990** *Type Work:* Replace Bridge
Descp: SR 136 @ TOTO CREEK 7.6 MI SE OF DAWSONVILLE
Lanes: *Exist.* 2 *Prop.* 2 *Length:* 0.10

Total Project Cost: $5,500,101
Total Project Authorizations: *$1,435,000*
Total Parcels: 1
Project Details: Replaces a substandard deteriorated bridge.

Phase	Fund	Year	Federal	State	Other	Total
PE	*STBG*	*2017*	*$1,148,000*	*$287,000*	*$0*	*$1,435,000*
ROW	STBG	2021	$72,000	$18,000	$0	$90,000
CST	STBG	2024	$3,180,081	$795,020	$0	$3,975,101

Project: **T006089** *Type Work:* Intermodal
Descp: FY 2021-GEORGIA MOUNTAINS RC-SEC.5304-PLANNING
Lanes: *Exist.* *Prop.* *Length:* 0.00

Total Project Cost: $31,905
Total Project Authorizations: *$31,905*
Total Parcels: 0

Phase	Fund	Year	Federal	State	Other	Total
441A2	*Transit*	*2021*	*$25,524*	*$0*	*$0*	*$25,524*
441A2	*Transit*	*2021*	*$0*	*$3,190*	*$0*	*$3,190*
441A2	*Transit*	*2021*	*$0*	*$0*	*$3,191*	*$3,191*

In Banks, Dawson, Forsyth, Franklin, Habersham, Hall, Hart, Lumpkin, Rabun, Stephens, Towns, Union, White County

Project: **T006424** *Type Work:* Intermodal
Descp: FY 2021-DAWSON COUNTY-SEC.5311-CAPITAL AND OPERATIONS
Lanes: *Exist.* *Prop.* *Length:*

Total Project Cost: $215,310
Total Project Authorizations: *$0*
Total Parcels: 0

Phase	Fund	Year	Federal	State	Other	Total
OPR	Transit	2021	$107,655	$0	$107,655	$215,310

Project: **T007141** *Type Work:* Intermodal
Descp: FY 2022-DAWSON COUNTY-SEC.5311-OPERATIONS ONLY
Lanes: *Exist.* 0 *Prop.* 0 *Length:* 0.00

Total Project Cost: $265,494
Total Project Authorizations: *$0*
Total Parcels: 0

Phase	Fund	Year	Federal	State	Other	Total
CAP	Transit	2022	$132,747	$0	$132,747	$265,494

Project: **T007223** *Type Work:* Intermodal
Descp: FY 2023-DAWSON COUNTY-SEC.5311-CAPITAL AND OPERATIONS
Lanes: *Exist.* 0 *Prop.* 0 *Length:* 0.00

Total Project Cost: $215,310
Total Project Authorizations: *$0*
Total Parcels: 0

Phase	Fund	Year	Federal	State	Other	Total
CAP	Transit	2023	$172,248	$0	$43,062	$215,310

Project: **T007306** *Type Work:* Intermodal
Descp: FY 2024-DAWSON COUNTY-SEC.5311-CAPITAL AND OPERATIONS
Lanes: *Exist.* 0 *Prop.* 0 *Length:* 0.00

Total Project Cost: $215,310
Total Project Authorizations: *$0*
Total Parcels: 0

Phase	Fund	Year	Federal	State	Other	Total
CAP	Transit	2024	$172,248	$0	$43,062	$215,310

Dawson Totals Summary

County Summary excludes lump sum projects

PI #	Year	Phase	Fund	Federal	State	Other	Total
0007170	2021	CST	STBG	$3,105,065	$776,266	$0	$3,881,331
0007170	2021	UTL	STBG	$54,000	$13,500	$0	$67,500
0008759	2023	ROW	Local	$0	$0	$50,000	$50,000
0013807	2021	ROW	STBG	$138,720	$34,680	$0	$173,400
0013807	2022	CST	STBG	$2,290,540	$572,635	$0	$2,863,175
0013807	2022	UTL	STBG	$82,400	$20,600	$0	$103,000
0013990	2021	ROW	STBG	$72,000	$18,000	$0	$90,000
0013990	2024	CST	STBG	$3,180,081	$795,020	$0	$3,975,101
T006089	2021	441A2	Transit	$0	$0	$191	$191
T006089	2021	441A2	Transit	$1,531	$0	$0	$1,531
T006089	2021	441A2	Transit	$0	$191	$0	$191
T006424	2021	OPR	Transit	$107,655	$0	$107,655	$215,310
T007141	2022	CAP	Transit	$132,747	$0	$132,747	$265,494
T007223	2023	CAP	Transit	$172,248	$0	$43,062	$215,310
T007306	2024	CAP	Transit	$172,248	$0	$43,062	$215,310
				$9,509,235	***$2,230,893***	***$376,717***	***$12,116,846***

Note: Cost estimates in this section show only the county's portion of the project; If the totals are different from the list above it is an indication that the project is in multiple counties.

Decatur

Project: **0015955** *Type Work:* Roadway Project
Descp: WHIGHAM DAIRY ROAD FROM SR 38 TO SR 97/SR 309
Lanes: *Exist.* 2 *Prop.* 2 *Length:* 2.01

Phase	Fund	Year	Federal	State	Other	Total
CST	Local	2024	$0	$0	$750,000	$750,000

Total Project Cost: $4,789,000
Total Project Authorizations: *$500,000*
Total Parcels: 58

Project: **T006096** *Type Work:* Intermodal
Descp: FY 2021-SOUTHWEST GEORGIA RC-SEC.5304-PLANNING
Lanes: *Exist.* *Prop.* *Length:* 0.00

Phase	Fund	Year	Federal	State	Other	Total
441A2	*Transit*	*2021*	*$24,392*	*$0*	*$0*	*$24,392*
441A2	*Transit*	*2021*	*$0*	*$0*	*$3,049*	*$3,049*
441A2	*Transit*	*2021*	*$0*	*$3,049*	*$0*	*$3,049*

Total Project Cost: $30,490
Total Project Authorizations: *$30,490*
Total Parcels: 0

In Baker, Calhoun, Colquitt, Decatur, Dougherty, Early, Grady, Lee, Miller, Mitchell, Seminole, Terrell, Thomas, Worth County

Project: **T006467** *Type Work:* Intermodal
Descp: FY 2021-SW GEORGIA RC-SEC.5311-CAPITAL AND OPERATIONS
Lanes: *Exist.* *Prop.* *Length:* 0.00

Phase	Fund	Year	Federal	State	Other	Total
OPR	Transit	2021	$2,901,589	$0	$2,901,589	$5,803,178

Total Project Cost: $5,803,178
Total Project Authorizations: *$0*
Total Parcels: 0

In Baker, Calhoun, Colquitt, Decatur, Dougherty, Early, Grady, Lee, Miller, Mitchell, Seminole, Terrell, Worth County

Project: **T007178** *Type Work:* Intermodal
Descp: FY 2022-SW GEORGIA RC-SEC.5311-CAPITAL AND OPERATIONS
Lanes: *Exist.* 0 *Prop.* 0 *Length:* 0.00

Phase	Fund	Year	Federal	State	Other	Total
CAP	Transit	2022	$3,615,646	$111,916	$2,832,232	$6,559,795

Total Project Cost: $6,559,795
Total Project Authorizations: *$0*
Total Parcels: 0

In Baker, Calhoun, Colquitt, Decatur, Dougherty, Early, Grady, Lee, Miller, Mitchell, Seminole, Terrell, Worth County

Project: **T007260** *Type Work:* Intermodal
Descp: FY 2023-SW GEORGIA RC-SEC.5311-CAPITAL AND OPERATIONS
Lanes: *Exist.* 0 *Prop.* 0 *Length:* 0.00

Phase	Fund	Year	Federal	State	Other	Total
CAP	Transit	2023	$4,642,542	$0	$1,160,636	$5,803,178

Total Project Cost: $5,803,178
Total Project Authorizations: *$0*
Total Parcels: 0

In Baker, Calhoun, Colquitt, Decatur, Dougherty, Early, Grady, Lee, Miller, Mitchell, Seminole, Terrell, Worth County

Project: **T007344** *Type Work:* Intermodal
Descp: FY 2024-SW GEORGIA RC-SEC.5311-CAPITAL AND OPERATIONS
Lanes: *Exist.* 0 *Prop.* 0 *Length:* 0.00

Phase	Fund	Year	Federal	State	Other	Total
CAP	Transit	2024	$4,642,542	$0	$1,160,636	$5,803,178

Total Project Cost: $5,803,178
Total Project Authorizations: *$0*
Total Parcels: 0

In Baker, Calhoun, Colquitt, Decatur, Dougherty, Early, Grady, Lee, Miller, Mitchell, Seminole, Terrell, Worth County

Decatur Totals Summary

County Summary excludes lump sum projects

PI #	Year	Phase	Fund	Federal	State	Other	Total
0015955	2024	CST	Local	$0	$0	$750,000	$750,000
T006096	2021	441A2	Transit	$2,439	$0	$0	$2,439
T006096	2021	441A2	Transit	$0	$0	$305	$305
T006096	2021	441A2	Transit	$0	$305	$0	$305
T006467	2021	OPR	Transit	$348,191	$0	$348,191	$696,381
T007178	2022	CAP	Transit	$180,782	$5,596	$141,612	$327,990
T007260	2023	CAP	Transit	$464,254	$0	$116,064	$580,318
T007344	2024	CAP	Transit	$417,829	$0	$104,457	$522,286
				$1,413,495	***$5,901***	***$1,460,628***	***$2,880,024***

Note: Cost estimates in this section show only the county's portion of the project; If the totals are different from the list above it is an indication that the project is in multiple counties.

Dodge

Project: **0013823** *Type Work:* Replace Bridge
Descp: SR 165 @ SUGAR CREEK 1 MI SW OF CHAUNCEY
Lanes: *Exist.* 2 *Prop.* 2 *Length:* 0.40

Total Project Cost: $3,215,094
Total Project Authorizations: *$3,215,094*
Total Parcels: 3
Project Details: Replaces a load restricted bridge.

Phase	*Fund*	*Year*	*Federal*	*State*	*Other*	*Total*
PE	*STBG*	*2016*	*$792,000*	*$198,000*	*$0*	*$990,000*
ROW	*STBG*	*2019*	*$80,000*	*$20,000*	*$0*	*$100,000*
CST	*STBG*	*2021*	*$1,700,075*	*$425,019*	*$0*	*$2,125,094*

Project: **0013824** *Type Work:* Replace Bridge
Descp: SR 230 @ BIG BRANCH 8.3 MI NW OF RHINE
Lanes: *Exist.* 2 *Prop.* 2 *Length:* 0.42

Total Project Cost: $3,710,367
Total Project Authorizations: *$3,710,367*
Total Parcels: 7
Project Details: Replaces a load restricted bridge.

Phase	*Fund*	*Year*	*Federal*	*State*	*Other*	*Total*
PE	*STBG*	*2016*	*$8,000*	*$2,000*	*$0*	*$10,000*
PE	*STBG*	*2016*	*$812,000*	*$203,000*	*$0*	*$1,015,000*
ROW	*STBG*	*2019*	*$160,000*	*$40,000*	*$0*	*$200,000*
CST	*STBG*	*2021*	*$1,988,293*	*$497,073*	*$0*	*$2,485,367*

Project: **0016513** *Type Work:* Replace Bridge
Descp: SR 257 @ GUM SWAMP CREEK 4.7 MI SW OF CHESTER
Lanes: *Exist.* 2 *Prop.* 2 *Length:* 0.40

Total Project Cost: $5,995,000
Total Project Authorizations: *$845,000*
Total Parcels: 4

Phase	*Fund*	*Year*	*Federal*	*State*	*Other*	*Total*
PE	*STBG*	*2020*	*$676,000*	*$169,000*	*$0*	*$845,000*
ROW	STBG	2023	$200,000	$50,000	$0	$250,000
CST	STBG	After 2024	$3,840,000	$960,000	$0	$4,800,000
UTL	STBG	After 2024	$80,000	$20,000	$0	$100,000

Project: **0017225** *Type Work:* Replace Bridge
Descp: SR 30/US 280 @ HOG #635221H
Lanes: *Exist.* 2 *Prop.* 2 *Length:* 0.40

Total Project Cost: $5,840,513
Total Project Authorizations: *$0*
Total Parcels: 0
Project Details: Replaces a substandard, deteriorated bridge on a high priority route.

Phase	*Fund*	*Year*	*Federal*	*State*	*Other*	*Total*
PE	STBG	2022	$600,000	$150,000	$0	$750,000
ROW	STBG	2024	$280,000	$70,000	$0	$350,000
CST	STBG	After 2024	$3,716,074	$929,018	$0	$4,645,092
UTL	STBG	After 2024	$76,337	$19,084	$0	$95,421

Project: **0017226** *Type Work:* Replace Bridge
Descp: SR 87 @ LITTLE BRANCH CYPRESS RIVER @ 2 LOCS
Lanes: *Exist.* 2 *Prop.* 2 *Length:* 0.80

Total Project Cost: $4,273,138
Total Project Authorizations: *$0*
Total Parcels: 0
Project Details: Replaces a deficient CMP bridge culvert.

Phase	*Fund*	*Year*	*Federal*	*State*	*Other*	*Total*
PE	STBG	2022	$600,000	$150,000	$0	$750,000
ROW	STBG	2024	$240,000	$60,000	$0	$300,000
CST	STBG	After 2024	$2,458,510	$614,628	$0	$3,073,138
UTL	STBG	After 2024	$120,000	$30,000	$0	$150,000

Project: **T006090** *Type Work:* Intermodal
Descp: FY 2021-HEART OF GEORGIA RC-SEC.5304-PLANNING
Lanes: *Exist.* *Prop.* *Length:* 0.00

Total Project Cost: $36,395
Total Project Authorizations: *$36,395*
Total Parcels: 0

Phase	*Fund*	*Year*	*Federal*	*State*	*Other*	*Total*
441A2	*Transit*	*2021*	*$0*	*$3,639*	*$0*	*$3,639*
441A2	*Transit*	*2021*	*$0*	*$0*	*$3,640*	*$3,640*
441A2	*Transit*	*2021*	*$29,116*	*$0*	*$0*	*$29,116*

In Appling, Bleckley, Candler, Dodge, Emanuel, Evans, Jeff Davis, Johnson, Laurens, Montgomery, Tattnall, Telfair, Toombs, Treutlen, Wayne, Wheeler, Wilcox County

Project: **T006425** *Type Work:* Intermodal
Descp: FY 2021-DODGE COUNTY-SEC.5311-OPERATIONS ONLY
Lanes: *Exist.* *Prop.* *Length:*

Total Project Cost: $156,510
Total Project Authorizations: *$0*
Total Parcels: 0

Phase	Fund	Year	Federal	State	Other	Total
OPR	Transit	2021	$78,255	$0	$78,255	$156,510

Project: **T007142** *Type Work:* Intermodal
Descp: FY 2022-DODGE COUNTY-SEC.5311-CAPITAL AND OPERATIONS
Lanes: *Exist.* 0 *Prop.* 0 *Length:* 0.00

Total Project Cost: $237,945
Total Project Authorizations: *$0*
Total Parcels: 0

Phase	Fund	Year	Federal	State	Other	Total
CAP	Transit	2022	$134,729	$5,252	$97,964	$237,945

Project: **T007224** *Type Work:* Intermodal
Descp: FY 2023-DODGE COUNTY-SEC.5311-CAPITAL AND OPERATIONS
Lanes: *Exist.* 0 *Prop.* 0 *Length:* 0.00

Total Project Cost: $156,510
Total Project Authorizations: *$0*
Total Parcels: 0

Phase	Fund	Year	Federal	State	Other	Total
CAP	Transit	2023	$125,208	$0	$31,302	$156,510

Project: **T007307** *Type Work:* Intermodal
Descp: FY 2024-DODGE COUNTY-SEC.5311-CAPITAL AND OPERATIONS
Lanes: *Exist.* 0 *Prop.* 0 *Length:* 0.00

Total Project Cost: $156,510
Total Project Authorizations: *$0*
Total Parcels: 0

Phase	Fund	Year	Federal	State	Other	Total
CAP	Transit	2024	$125,208	$0	$31,302	$156,510

Dodge Totals Summary

County Summary excludes lump sum projects

PI #	Year	Phase	Fund	Federal	State	Other	Total
0013823	2021	CST	STBG	$1,700,075	$425,019	$0	$2,125,094
0013824	2021	CST	STBG	$1,988,293	$497,073	$0	$2,485,367
0016513	2023	ROW	STBG	$200,000	$50,000	$0	$250,000
0017225	2022	PE	STBG	$600,000	$150,000	$0	$750,000
0017225	2024	ROW	STBG	$280,000	$70,000	$0	$350,000
0017226	2022	PE	STBG	$600,000	$150,000	$0	$750,000
0017226	2024	ROW	STBG	$240,000	$60,000	$0	$300,000
T006090	2021	441A2	Transit	$0	$0	$255	$255
T006090	2021	441A2	Transit	$2,038	$0	$0	$2,038
T006090	2021	441A2	Transit	$0	$255	$0	$255
T006425	2021	OPR	Transit	$78,255	$0	$78,255	$156,510
T007142	2022	CAP	Transit	$134,729	$5,252	$97,964	$237,945
T007224	2023	CAP	Transit	$125,208	$0	$31,302	$156,510
T007307	2024	CAP	Transit	$125,208	$0	$31,302	$156,510
				$6,073,806	***$1,407,599***	***$239,078***	***$7,720,483***

Note: Cost estimates in this section show only the county's portion of the project; If the totals are different from the list above it is an indication that the project is in multiple counties.

Dooly

Project: **0013595** *Type Work:* Replace Bridge
Descp: I-75 @ CR 157/FINDLEY ROAD 3 MI S OF PINEHURST
Lanes: *Exist.* 5 *Prop.* 5 *Length:* 0.30

Total Project Cost: $4,506,315
Total Project Authorizations: *$1,268,000*
Total Parcels: 0
Project Details: Replaces a load restricted bridge.

Phase	Fund	Year	Federal	State	Other	Total
PE	*NHS*	*2016*	*$1,014,400*	*$253,600*	*$0*	*$1,268,000*
CST	STBG	2022	$2,511,581	$627,895	$0	$3,139,477
UTL	STBG	2022	$79,070	$19,768	$0	$98,838

Project: **T006094** *Type Work:* Intermodal
Descp: FY 2021-RIVER VALLEY RC-SEC.5304-PLANNING
Lanes: *Exist.* *Prop.* *Length:* 0.00

Total Project Cost: $24,140
Total Project Authorizations: *$24,140*
Total Parcels: 0

Phase	Fund	Year	Federal	State	Other	Total
441A2	*Transit*	*2021*	*$0*	*$2,414*	*$0*	*$2,414*
441A2	*Transit*	*2021*	*$0*	*$0*	*$2,414*	*$2,414*
441A2	*Transit*	*2021*	*$19,312*	*$0*	*$0*	*$19,312*

In Chattahoochee, Clay, Crisp, Dooly, Harris, Macon, Marion, Muscogee, Quitman, Randolph, Schley, Stewart, Sumter, Talbot, Taylor, Webster County

Project: **T006426** *Type Work:* Intermodal
Descp: FY 2021-DOOLY COUNTY-SEC.5311-CAPITAL AND OPERATIONS
Lanes: *Exist.* *Prop.* *Length:*

Total Project Cost: $537,322
Total Project Authorizations: *$0*
Total Parcels: 0

Phase	Fund	Year	Federal	State	Other	Total
OPR	Transit	2021	$268,661	$0	$268,661	$537,322

Project: **T006466** *Type Work:* Intermodal
Descp: FY 2021-RIVER VALLEY RC-SEC.5311-MOBILITY MGMT
Lanes: *Exist.* *Prop.* *Length:* 0.00

Total Project Cost: $131,250
Total Project Authorizations: *$0*
Total Parcels: 0

Phase	Fund	Year	Federal	State	Other	Total
CAP	Transit	2021	$105,000	$0	$26,250	$131,250

In Chattahoochee, Clay, Crisp, Dooly, Harris, Macon, Marion, Muscogee, Quitman, Randolph, Schley, Stewart, Sumter, Talbot, Taylor, Webster County

Project: **T007143** *Type Work:* Intermodal
Descp: FY 2022-DOOLY COUNTY-SEC.5311-CAPITAL AND OPERATIONS
Lanes: *Exist.* 0 *Prop.* 0 *Length:* 0.00

Total Project Cost: $969,005
Total Project Authorizations: *$0*
Total Parcels: 0

Phase	Fund	Year	Federal	State	Other	Total
CAP	Transit	2022	$580,466	$31,988	$356,551	$969,005

Project: **T007177** *Type Work:* Intermodal
Descp: FY 2022-RIVER VALLEY RC-SEC.5311-MOBILITY MGMT
Lanes: *Exist.* 0 *Prop.* 0 *Length:* 0.00

Total Project Cost: $96,263
Total Project Authorizations: *$0*
Total Parcels: 0

Phase	Fund	Year	Federal	State	Other	Total
CAP	Transit	2022	$77,010	$9,626	$9,626	$96,263

Project: **T007225** *Type Work:* Intermodal
Descp: FY 2023-DOOLY COUNTY-SEC.5311-CAPITAL AND OPERATIONS
Lanes: *Exist.* 0 *Prop.* 0 *Length:* 0.00

Phase	*Fund*	*Year*	*Federal*	*State*	*Other*	*Total*
CAP	Transit	2023	$429,858	$0	$107,464	$537,322

Total Project Cost: $537,322
Total Project Authorizations: *$0*
Total Parcels: 0

Project: **T007259** *Type Work:* Intermodal
Descp: FY 2023-RIVER VALLEY RC-SEC.5311-MOBILITY MGMT
Lanes: *Exist.* 0 *Prop.* 0 *Length:* 0.00

Phase	*Fund*	*Year*	*Federal*	*State*	*Other*	*Total*
CAP	Transit	2023	$105,000	$0	$26,250	$131,250

Total Project Cost: $131,250
Total Project Authorizations: *$0*
Total Parcels: 0

In Chattahoochee, Clay, Crisp, Dooly, Harris, Macon, Marion, Muscogee, Quitman, Randolph, Schley, Stewart, Sumter, Talbot, Taylor, Webster County

Project: **T007308** *Type Work:* Intermodal
Descp: FY 2024-DOOLY COUNTY-SEC.5311-CAPITAL AND OPERATIONS
Lanes: *Exist.* 0 *Prop.* 0 *Length:* 0.00

Phase	*Fund*	*Year*	*Federal*	*State*	*Other*	*Total*
CAP	Transit	2024	$429,858	$0	$107,464	$537,322

Total Project Cost: $537,322
Total Project Authorizations: *$0*
Total Parcels: 0

Project: **T007343** *Type Work:* Intermodal
Descp: FY 2024-RIVER VALLEY RC-SEC.5311-MOBILITY MGMT
Lanes: *Exist.* 0 *Prop.* 0 *Length:* 0.00

Phase	*Fund*	*Year*	*Federal*	*State*	*Other*	*Total*
CAP	Transit	2024	$105,000	$0	$26,250	$131,250

Total Project Cost: $131,250
Total Project Authorizations: *$0*
Total Parcels: 0

In Chattahoochee, Clay, Crisp, Dooly, Harris, Macon, Marion, Muscogee, Quitman, Randolph, Schley, Stewart, Sumter, Talbot, Taylor, Webster County

Dooly Totals Summary

County Summary excludes lump sum projects

PI #	Year	Phase	Fund	Federal	State	Other	Total
0013595	2022	CST	STBG	$2,511,581	$627,895	$0	$3,139,477
0013595	2022	UTL	STBG	$79,070	$19,768	$0	$98,838
T006094	2021	441A2	Transit	$0	$0	$169	$169
T006094	2021	441A2	Transit	$1,352	$0	$0	$1,352
T006094	2021	441A2	Transit	$0	$169	$0	$169
T006426	2021	OPR	Transit	$268,661	$0	$268,661	$537,322
T006466	2021	CAP	Transit	$7,350	$0	$1,838	$9,188
T007143	2022	CAP	Transit	$580,466	$31,988	$356,551	$969,005
T007177	2022	CAP	Transit	$3,851	$481	$481	$4,813
T007225	2023	CAP	Transit	$429,858	$0	$107,464	$537,322
T007259	2023	CAP	Transit	$10,500	$0	$2,625	$13,125
T007308	2024	CAP	Transit	$429,858	$0	$107,464	$537,322
T007343	2024	CAP	Transit	$8,400	$0	$2,100	$10,500
				$4,330,946	***$680,301***	***$847,353***	***$5,858,601***

Note: Cost estimates in this section show only the county's portion of the project; If the totals are different from the list above it is an indication that the project is in multiple counties.

Early

Project: **0014902** *Type Work:* Replace Bridge
Descp: SR 62 @BREASTWORKS BRANCH; @DRY CREEK & @DRY CREEK OVERFLOW
Lanes: *Exist.* 2 *Prop.* 2 *Length:* 1.20

Total Project Cost: $7,979,740
Total Project Authorizations: *$1,429,000*
Total Parcels: 1
Project Details: Replaces substandard bridges on high priority route

Phase	Fund	Year	Federal	State	Other	Total
PE	*NHPP*	*2017*	*$1,143,200*	*$285,800*	*$0*	*$1,429,000*
ROW	STBG	2022	$230,919	$57,730	$0	$288,649
CST	STBG	After 2024	$5,009,673	$1,252,418	$0	$6,262,091

Project: **T006096** *Type Work:* Intermodal
Descp: FY 2021-SOUTHWEST GEORGIA RC-SEC.5304-PLANNING
Lanes: *Exist.* *Prop.* *Length:* 0.00

Total Project Cost: $30,490
Total Project Authorizations: *$30,490*
Total Parcels: 0

Phase	Fund	Year	Federal	State	Other	Total
441A2	*Transit*	*2021*	*$24,392*	*$0*	*$0*	*$24,392*
441A2	*Transit*	*2021*	*$0*	*$0*	*$3,049*	*$3,049*
441A2	*Transit*	*2021*	*$0*	*$3,049*	*$0*	*$3,049*

In Baker, Calhoun, Colquitt, Decatur, Dougherty, Early, Grady, Lee, Miller, Mitchell, Seminole, Terrell, Thomas, Worth County

Project: **T006467** *Type Work:* Intermodal
Descp: FY 2021-SW GEORGIA RC-SEC.5311-CAPITAL AND OPERATIONS
Lanes: *Exist.* *Prop.* *Length:* 0.00

Total Project Cost: $5,803,178
Total Project Authorizations: *$0*
Total Parcels: 0

Phase	Fund	Year	Federal	State	Other	Total
OPR	Transit	2021	$2,901,589	$0	$2,901,589	$5,803,178

In Baker, Calhoun, Colquitt, Decatur, Dougherty, Early, Grady, Lee, Miller, Mitchell, Seminole, Terrell, Worth County

Project: **T007178** *Type Work:* Intermodal
Descp: FY 2022-SW GEORGIA RC-SEC.5311-CAPITAL AND OPERATIONS
Lanes: *Exist.* 0 *Prop.* 0 *Length:* 0.00

Total Project Cost: $6,559,795
Total Project Authorizations: *$0*
Total Parcels: 0

Phase	Fund	Year	Federal	State	Other	Total
CAP	Transit	2022	$3,615,646	$111,916	$2,832,232	$6,559,795

In Baker, Calhoun, Colquitt, Decatur, Dougherty, Early, Grady, Lee, Miller, Mitchell, Seminole, Terrell, Worth County

Project: **T007260** *Type Work:* Intermodal
Descp: FY 2023-SW GEORGIA RC-SEC.5311-CAPITAL AND OPERATIONS
Lanes: *Exist.* 0 *Prop.* 0 *Length:* 0.00

Total Project Cost: $5,803,178
Total Project Authorizations: *$0*
Total Parcels: 0

Phase	Fund	Year	Federal	State	Other	Total
CAP	Transit	2023	$4,642,542	$0	$1,160,636	$5,803,178

In Baker, Calhoun, Colquitt, Decatur, Dougherty, Early, Grady, Lee, Miller, Mitchell, Seminole, Terrell, Worth County

Project: **T007344** *Type Work:* Intermodal
Descp: FY 2024-SW GEORGIA RC-SEC.5311-CAPITAL AND OPERATIONS
Lanes: *Exist.* 0 *Prop.* 0 *Length:* 0.00

Phase	Fund	Year	Federal	State	Other	Total
CAP	Transit	2024	$4,642,542	$0	$1,160,636	$5,803,178

Total Project Cost: $5,803,178
Total Project Authorizations: *$0*
Total Parcels: 0

In Baker, Calhoun, Colquitt, Decatur, Dougherty, Early, Grady, Lee, Miller, Mitchell, Seminole, Terrell, Worth County

Early Totals Summary

County Summary excludes lump sum projects

PI #	Year	Phase	Fund	Federal	State	Other	Total
0014902	2022	ROW	STBG	$230,919	$57,730	$0	$288,649
T006096	2021	441A2	Transit	$2,195	$0	$0	$2,195
T006096	2021	441A2	Transit	$0	$0	$274	$274
T006096	2021	441A2	Transit	$0	$274	$0	$274
T006467	2021	OPR	Transit	$261,143	$0	$261,143	$522,286
T007178	2022	CAP	Transit	$180,782	$5,596	$141,612	$327,990
T007260	2023	CAP	Transit	$464,254	$0	$116,064	$580,318
T007344	2024	CAP	Transit	$417,829	$0	$104,457	$522,286
				$1,557,123	***$63,600***	***$623,550***	***$2,244,272***

Note: Cost estimates in this section show only the county's portion of the project; If the totals are different from the list above it is an indication that the project is in multiple counties.

Echols

Project: **0014073** *Type Work:* Replace Bridge
Descp: SR 376 @ ALAPAHOOCHEE RIVER 4 MI W OF STATENVILLE
Lanes: *Exist.* *Prop.* *Length:* 0.39

Total Project Cost: $8,227,822
Total Project Authorizations: *$1,103,228*
Total Parcels: 3
Project Details: Replaces a substandard bridge with unknown foundation

Phase	*Fund*	*Year*	*Federal*	*State*	*Other*	*Total*
PE	*STBG*	*2017*	*$786,582*	*$196,646*	*$0*	*$983,228*
ROW	*STBG*	*2020*	*$96,000*	*$24,000*	*$0*	*$120,000*
CST	STBG	2022	$5,699,675	$1,424,919	$0	$7,124,594

Project: **0015422** *Type Work:* Replace Bridge
Descp: CR 96/CULPEPPER ROAD @ ALAPAHOOCHEE RIVER & @ OVERFLOW
Lanes: *Exist.* 2 *Prop.* 2 *Length:* 0.80

Total Project Cost: $5,650,000
Total Project Authorizations: *$0*
Total Parcels: 0

Phase	*Fund*	*Year*	*Federal*	*State*	*Other*	*Total*
PE	STBG	2022	$600,000	$150,000	$0	$750,000
ROW	STBG	2024	$120,000	$30,000	$0	$150,000
ROW	Local	2024	$0	$0	$150,000	$150,000
CST	STBG	After 2024	$3,600,000	$900,000	$0	$4,500,000
UTL	STBG	After 2024	$80,000	$20,000	$0	$100,000

Project: **0015619** *Type Work:* Replace Bridge
Descp: CR 96/J FRANK CULPEPPER ROAD @ ENOCH CREEK W OF STATENVILLE
Lanes: *Exist.* 2 *Prop.* 2 *Length:* 0.20

Total Project Cost: $2,352,000
Total Project Authorizations: *$826,000*
Total Parcels: 0
Project Details: Replaces a structurally deficient substandard local system bridge.

Phase	*Fund*	*Year*	*Federal*	*State*	*Other*	*Total*
PE	*STBG*	*2019*	*$560,000*	*$140,000*	*$0*	*$700,000*
ROW	*Local*	*2018*	*$0*	*$0*	*$126,000*	*$126,000*
ROW	STBG	2021	$100,800	$25,200	$0	$126,000
CST	STBG	2022	$1,120,000	$280,000	$0	$1,400,000

Project: **0016514** *Type Work:* Replace Bridge
Descp: SR 89/US 441 @ LITTLE SUWANNEE CREEK 8 MI S OF FARGO
Lanes: *Exist.* 2 *Prop.* 2 *Length:* 0.40

Total Project Cost: $4,100,000
Total Project Authorizations: *$750,000*
Total Parcels: 0

Phase	*Fund*	*Year*	*Federal*	*State*	*Other*	*Total*
PE	*STBG*	*2020*	*$600,000*	*$150,000*	*$0*	*$750,000*
ROW	STBG	2023	$200,000	$50,000	$0	$250,000
CST	STBG	After 2024	$2,400,000	$600,000	$0	$3,000,000
UTL	STBG	After 2024	$80,000	$20,000	$0	$100,000

Project: **T006095** *Type Work:* Intermodal
Descp: FY 2021-SOUTHERN GEORGIA RC-SEC.5304-PLANNING
Lanes: *Exist.* *Prop.* *Length:* 0.00

Total Project Cost: $35,360
Total Project Authorizations: *$35,360*
Total Parcels: 0

Phase	*Fund*	*Year*	*Federal*	*State*	*Other*	*Total*
441A2	*Transit*	*2021*	*$28,288*	*$0*	*$0*	*$28,288*
441A2	*Transit*	*2021*	*$0*	*$3,536*	*$0*	*$3,536*
441A2	*Transit*	*2021*	*$0*	*$0*	*$3,536*	*$3,536*

In Atkinson, Bacon, Ben Hill, Berrien, Brantley, Brooks, Charlton, Clinch, Coffee, Cook, Echols, Irwin, Lanier, Lowndes, Pierce, Tift, Turner, Ware County

Project: **T006456** *Type Work:* Intermodal
Descp: FY 2021-SOUTHERN GEORGIA RC-SEC.5311-CAPITAL AND OPERATIONS
Lanes: *Exist.* *Prop.* *Length:*

Total Project Cost: $257,734
Total Project Authorizations: *$0*
Total Parcels: 0

Phase	*Fund*	*Year*	*Federal*	*State*	*Other*	*Total*
OPR	Transit	2021	$128,867	$0	$128,867	$257,734

In Atkinson, Bacon, Ben Hill, Berrien, Brantley, Brooks, Charlton, Clinch, Coffee, Cook, Echols, Irwin, Lanier, Lowndes, Pierce, Tift, Turner, Ware County

Echols Totals Summary

County Summary excludes lump sum projects

PI #	Year	Phase	Fund	Federal	State	Other	Total
0014073	2022	CST	STBG	$5,699,675	$1,424,919	$0	$7,124,594
0015422	2022	PE	STBG	$600,000	$150,000	$0	$750,000
0015422	2024	ROW	Local	$0	$0	$150,000	$150,000
0015422	2024	ROW	STBG	$120,000	$30,000	$0	$150,000
0015619	2021	ROW	STBG	$100,800	$25,200	$0	$126,000
0015619	2022	CST	STBG	$1,120,000	$280,000	$0	$1,400,000
0016514	2023	ROW	STBG	$200,000	$50,000	$0	$250,000
T006095	2021	441A2	Transit	$0	$0	$177	$177
T006095	2021	441A2	Transit	$1,414	$0	$0	$1,414
T006095	2021	441A2	Transit	$0	$177	$0	$177
T006456	2021	OPR	Transit	$6,443	$0	$6,443	$12,887
				$7,848,333	***$1,960,296***	***$156,620***	***$9,965,249***

Note: Cost estimates in this section show only the county's portion of the project; If the totals are different from the list above it is an indication that the project is in multiple counties.

Effingham

Project: **0006700** *Type Work:* New Construction
Descp: EFFINGHAM PKWY FM CR 156/BLUE JAY/EFFINGHAM TO SR 30/CHATHAM
Lanes: *Exist.* 0 *Prop.* 2 *Length:* 6.50

Total Project Cost: $57,967,388
Total Project Authorizations: *$6,934,080*
Total Parcels: 32

Phase	Fund	Year	Federal	State	Other	Total
PE	*State*	*2005*	*$0*	*$2,997,080*	*$0*	*$2,997,080*
PE	*State*	*2019*	*$0*	*$327,000*	*$0*	*$327,000*
ROW	*State*	*2017*	*$0*	*$3,610,000*	*$0*	*$3,610,000*
CST	Local	2022	$0	$0	$11,795,112	$11,795,112
CST	State	2022	$0	$38,245,284	$0	$38,245,284
UTL	Local	2022	$0	$0	$992,912	$992,912

In Chatham, Effingham County

Project Details: new 2 lane roadway- enhance mobility and connectivity-enhance economic development

Project: **0013804** *Type Work:* Replace Bridge
Descp: SR 119 @ OGEECHEE RIVER & OVERFLOW 13.6 MI SE OF BROOKLET
Lanes: *Exist.* 2 *Prop.* 2 *Length:* 1.08

Total Project Cost: $18,000,509
Total Project Authorizations: *$1,700,000*
Total Parcels: 4

Phase	Fund	Year	Federal	State	Other	Total
PE	*STBG*	*2016*	*$1,360,000*	*$340,000*	*$0*	*$1,700,000*
ROW	STBG	2021	$99,878	$24,970	$0	$124,848
CST	STBG	2024	$12,940,529	$3,235,132	$0	$16,175,661

In Bulloch, Effingham County

Project: **T006088** *Type Work:* Intermodal
Descp: FY 2021-COASTAL RC-SEC.5304-PLANNING
Lanes: *Exist.* *Prop.* *Length:* 0.00

Total Project Cost: $34,775
Total Project Authorizations: *$34,775*
Total Parcels: 0

Phase	Fund	Year	Federal	State	Other	Total
441A2	*Transit*	*2021*	*$27,820*	*$0*	*$0*	*$27,820*
441A2	*Transit*	*2021*	*$0*	*$0*	*$3,478*	*$3,478*
441A2	*Transit*	*2021*	*$0*	*$3,477*	*$0*	*$3,477*

In Bryan, Bulloch, Camden, Chatham, Effingham, Glynn, Liberty, Long, McIntosh, Screven County

Project: **T006420** *Type Work:* Intermodal
Descp: FY 2021-COASTAL RC-SEC.5311-CAPITAL AND OPERATIONS
Lanes: *Exist.* *Prop.* *Length:* 0.00

Total Project Cost: $3,384,530
Total Project Authorizations: *$0*
Total Parcels: 0

Phase	Fund	Year	Federal	State	Other	Total
OPR	Transit	2021	$1,692,265	$0	$1,692,265	$3,384,530

In Bryan, Bulloch, Camden, Chatham, Effingham, Glynn, Liberty, Long, McIntosh, Screven County

Project: **T007138** *Type Work:* Intermodal
Descp: FY 2022-COASTAL RC-SEC.5311-CAPITAL AND OPERATIONS
Lanes: *Exist.* 0 *Prop.* 0 *Length:* 0.00

Total Project Cost: $5,235,888
Total Project Authorizations: *$0*
Total Parcels: 0

Phase	Fund	Year	Federal	State	Other	Total
CAP	Transit	2022	$2,997,185	$126,414	$2,112,289	$5,235,888

In Bryan, Bulloch, Camden, Chatham, Effingham, Glynn, Liberty, Long, McIntosh, Screven County

Project: **T007220** *Type Work:* Intermodal
Descp: FY 2023-COASTAL RC-SEC.5311-CAPITAL AND OPERATIONS
Lanes: *Exist.* 0 *Prop.* 0 *Length:* 0.00

Phase	Fund	Year	Federal	State	Other	Total
CAP	Transit	2023	$2,707,624	$0	$676,906	$3,384,530

Total Project Cost: $3,384,530
Total Project Authorizations: *$0*
Total Parcels: 0

In Bryan, Bulloch, Camden, Chatham, Effingham, Glynn, Liberty, Long, McIntosh, Screven County

Project: **T007303** *Type Work:* Intermodal
Descp: FY 2024-COASTAL RC-SEC.5311-CAPITAL AND OPERATIONS
Lanes: *Exist.* 0 *Prop.* 0 *Length:* 0.00

Phase	Fund	Year	Federal	State	Other	Total
CAP	Transit	2024	$2,707,624	$0	$676,906	$3,384,530

Total Project Cost: $3,384,530
Total Project Authorizations: *$0*
Total Parcels: 0

In Bryan, Bulloch, Camden, Chatham, Effingham, Glynn, Liberty, Long, McIntosh, Screven County

Effingham Totals Summary

County Summary excludes lump sum projects

PI #	Year	Phase	Fund	Federal	State	Other	Total
0006700	2022	CST	Local	$0	$0	$9,082,236	$9,082,236
0006700	2022	CST	State	$0	$29,448,869	$0	$29,448,869
0006700	2022	UTL	Local	$0	$0	$764,542	$764,542
0013804	2021	ROW	STBG	$37,954	$9,488	$0	$47,442
0013804	2024	CST	STBG	$4,917,401	$1,229,350	$0	$6,146,751
T006088	2021	441A2	Transit	$0	$0	$278	$278
T006088	2021	441A2	Transit	$0	$278	$0	$278
T006088	2021	441A2	Transit	$2,226	$0	$0	$2,226
T006420	2021	OPR	Transit	$135,381	$0	$135,381	$270,762
T007138	2022	CAP	Transit	$299,719	$12,641	$211,229	$523,589
T007220	2023	CAP	Transit	$270,762	$0	$67,691	$338,453
T007303	2024	CAP	Transit	$270,762	$0	$67,691	$338,453
				$5,934,205	***$30,700,627***	***$10,329,048***	***$46,963,880***

Note: Cost estimates in this section show only the county's portion of the project; If the totals are different from the list above it is an indication that the project is in multiple counties.

Elbert

Project: **0013887** *Type Work:* Replace Bridge
Descp: SR 77 @ FALLING CREEK 6.1 MI S OF ELBERTON
Lanes: *Exist.* 2 *Prop.* 2 *Length:* 0.60

Total Project Cost: $4,938,758
Total Project Authorizations: *$1,590,000*
Total Parcels: 4
Project Details: Replaces a load restricted bridge.

Phase	Fund	Year	Federal	State	Other	Total
PE	*STBG*	*2016*	*$312,000*	*$78,000*	*$0*	*$390,000*
PE	*STBG*	*2016*	*$720,000*	*$180,000*	*$0*	*$900,000*
ROW	*STBG*	*2020*	*$240,000*	*$60,000*	*$0*	*$300,000*
CST	STBG	2022	$2,588,839	$647,210	$0	$3,236,048
UTL	STBG	2022	$90,168	$22,542	$0	$112,710

Project: **0015543** *Type Work:* Replace Bridge
Descp: SR 77 @ COLDWATER CREEK 9.5 MI N OF ELBERTON
Lanes: *Exist.* 2 *Prop.* 2 *Length:* 0.20

Total Project Cost: $4,499,076
Total Project Authorizations: *$900,000*
Total Parcels: 4
Project Details: Replaces a deteriorated substandard bridge.

Phase	Fund	Year	Federal	State	Other	Total
PE	*STBG*	*2018*	*$720,000*	*$180,000*	*$0*	*$900,000*
ROW	STBG	2021	$105,600	$26,400	$0	$132,000
CST	STBG	2024	$2,703,536	$675,884	$0	$3,379,420
UTL	STBG	2024	$70,125	$17,531	$0	$87,656

Project: **0015555** *Type Work:* Replace Bridge
Descp: SR 79 @ BROAD RIVER 15.7 MI NW OF LINCOLNTON
Lanes: *Exist.* 2 *Prop.* 2 *Length:* 0.40

Total Project Cost: $6,766,185
Total Project Authorizations: *$1,266,185*
Total Parcels: 10

Project Details: Replaces a deteriorated substandard bridge.

Phase	Fund	Year	Federal	State	Other	Total
PE	*STBG*	*2019*	*$1,012,948*	*$253,237*	*$0*	*$1,266,185*
ROW	STBG	2022	$200,000	$50,000	$0	$250,000
CST	STBG	After 2024	$4,160,000	$1,040,000	$0	$5,200,000
UTL	STBG	After 2024	$40,000	$10,000	$0	$50,000

In Elbert, Lincoln County

Project: **0016530** *Type Work:* Replace Bridge
Descp: SR 17 @ BROAD RIVER 7.5 MI N OF TIGNALL
Lanes: *Exist.* 2 *Prop.* 2 *Length:* 0.40

Total Project Cost: $14,100,000
Total Project Authorizations: *$750,000*
Total Parcels: 4

Phase	Fund	Year	Federal	State	Other	Total
PE	*NHPP*	*2020*	*$600,000*	*$150,000*	*$0*	*$750,000*
ROW	NHPP	2024	$200,000	$50,000	$0	$250,000
CST	NHPP	After 2024	$10,400,000	$2,600,000	$0	$13,000,000
UTL	NHPP	After 2024	$80,000	$20,000	$0	$100,000

In Elbert, Wilkes County

Project: **0017772** *Type Work:* Replace Bridge
Descp: CR 96/BROWNS BRIDGE ROAD @ BUTLER CREEK
Lanes: *Exist.* 2 *Prop.* 2 *Length:* 0.40

Total Project Cost: $1,550,000
Total Project Authorizations: *$0*
Total Parcels: 2

Phase	Fund	Year	Federal	State	Other	Total
ROW	Local	2023	$0	$0	$50,000	$50,000

Project: **T006092** *Type Work:* Intermodal
Descp: FY 2021-NORTHEAST GEORGIA RC-SEC.5304-PLANNING
Lanes: *Exist.* *Prop.* *Length:* 0.00

Total Project Cost: $31,035
Total Project Authorizations: *$31,035*
Total Parcels: 0

Phase	Fund	Year	Federal	State	Other	Total
441A2	*Transit*	*2021*	*$0*	*$0*	*$3,104*	*$3,104*
441A2	*Transit*	*2021*	*$24,828*	*$0*	*$0*	*$24,828*
441A2	*Transit*	*2021*	*$0*	*$3,103*	*$0*	*$3,103*

In Barrow, Clarke, Elbert, Greene, Jackson, Jasper, Madison, Morgan, Newton, Oconee, Oglethorpe, Walton County

Project: **T006427** *Type Work:* Intermodal
Descp: FY 2021-ELBERT COUNTY-SEC.5311-CAPITAL AND OPERATIONS
Lanes: *Exist.* *Prop.* *Length:*

Total Project Cost: $204,642
Total Project Authorizations: *$0*
Total Parcels: 0

Phase	Fund	Year	Federal	State	Other	Total
OPR	Transit	2021	$102,321	$0	$102,321	$204,642

Project: **T007144** *Type Work:* Intermodal
Descp: FY 2022-ELBERT COUNTY-SEC.5311-CAPITAL AND OPERATIONS
Lanes: *Exist.* 0 *Prop.* 0 *Length:* 0.00

Total Project Cost: $355,721
Total Project Authorizations: *$0*
Total Parcels: 0

Phase	Fund	Year	Federal	State	Other	Total
CAP	Transit	2022	$194,577	$5,572	$155,572	$355,721

Project: **T007226** *Type Work:* Intermodal
Descp: FY 2023-ELBERT COUNTY-SEC.5311-CAPITAL AND OPERATIONS
Lanes: *Exist.* 0 *Prop.* 0 *Length:* 0.00

Total Project Cost: $204,642
Total Project Authorizations: *$0*
Total Parcels: 0

Phase	Fund	Year	Federal	State	Other	Total
CAP	Transit	2023	$163,714	$0	$40,928	$204,642

Project: **T007309** *Type Work:* Intermodal
Descp: FY 2024-ELBERT COUNTY-SEC.5311-CAPITAL AND OPERATIONS
Lanes: *Exist.* 0 *Prop.* 0 *Length:* 0.00

Total Project Cost: $204,642
Total Project Authorizations: *$0*
Total Parcels: 0

Phase	Fund	Year	Federal	State	Other	Total
CAP	Transit	2024	$163,714	$0	$40,928	$204,642

Elbert Totals Summary

County Summary excludes lump sum projects

PI #	Year	Phase	Fund	Federal	State	Other	Total
0013887	2022	CST	STBG	$2,588,839	$647,210	$0	$3,236,048
0013887	2022	UTL	STBG	$90,168	$22,542	$0	$112,710
0015543	2021	ROW	STBG	$105,600	$26,400	$0	$132,000
0015543	2024	CST	STBG	$2,703,536	$675,884	$0	$3,379,420
0015543	2024	UTL	STBG	$70,125	$17,531	$0	$87,656
0015555	2022	ROW	STBG	$100,000	$25,000	$0	$125,000
0016530	2024	ROW	NHPP	$100,000	$25,000	$0	$125,000
0017772	2023	ROW	Local	$0	$0	$50,000	$50,000
T006092	2021	441A2	Transit	$0	$0	$310	$310
T006092	2021	441A2	Transit	$2,483	$0	$0	$2,483
T006092	2021	441A2	Transit	$0	$310	$0	$310
T006427	2021	OPR	Transit	$102,321	$0	$102,321	$204,642
T007144	2022	CAP	Transit	$194,577	$5,572	$155,572	$355,721
T007226	2023	CAP	Transit	$163,714	$0	$40,928	$204,642
T007309	2024	CAP	Transit	$163,714	$0	$40,928	$204,642
				$6,385,075	***$1,445,449***	***$390,060***	***$8,220,584***

Note: Cost estimates in this section show only the county's portion of the project; If the totals are different from the list above it is an indication that the project is in multiple counties.

Emanuel

Project: **0013748** *Type Work:* Replace Bridge
Descp: SR 26 @ OHOOPEE RIVER 1.1 MI E OF ADRIAN
Lanes: *Exist.* 2 *Prop.* 2 *Length:* 0.40

Total Project Cost: $9,071,300
Total Project Authorizations: *$1,220,000*
Total Parcels: 7

Project Details: Replaces a deteriorated 95 year old bridge.

Phase	*Fund*	*Year*	*Federal*	*State*	*Other*	*Total*
PE	*STBG*	*2016*	*$976,000*	*$244,000*	*$0*	*$1,220,000*
ROW	STBG	2021	$208,080	$52,020	$0	$260,100
CST	STBG	2023	$6,072,960	$1,518,240	$0	$7,591,200

In Emanuel, Johnson County

Project: **0015621** *Type Work:* Replace Bridge
Descp: CR 454/LAMBS BRIDGE ROAD @ CANOOCHEE CREEK NE OF SWAINSBORO
Lanes: *Exist.* 2 *Prop.* 2 *Length:* 0.40

Total Project Cost: $3,254,000
Total Project Authorizations: *$789,500*
Total Parcels: 0
Project Details: Replaces a substandard local system bridge.

Phase	*Fund*	*Year*	*Federal*	*State*	*Other*	*Total*
PE	*STBG*	*2019*	*$580,000*	*$145,000*	*$0*	*$725,000*
ROW	*Local*	*2018*	*$0*	*$0*	*$64,500*	*$64,500*
ROW	STBG	2021	$51,600	$12,900	$0	$64,500
CST	STBG	2024	$1,920,000	$480,000	$0	$2,400,000

Project: **0015622** *Type Work:* Replace Bridge
Descp: CR 454/LAMBS BRIDGE RD@LITTLE CANOOCHEE CRK NE OF SWAINSBORO
Lanes: *Exist.* 2 *Prop.* 2 *Length:* 0.40

Total Project Cost: $2,547,000
Total Project Authorizations: *$778,500*
Total Parcels: 0
Project Details: Replaces a substandard local system bridge.

Phase	*Fund*	*Year*	*Federal*	*State*	*Other*	*Total*
PE	*STBG*	*2019*	*$568,000*	*$142,000*	*$0*	*$710,000*
ROW	*Local*	*2018*	*$0*	*$0*	*$68,500*	*$68,500*
ROW	STBG	2021	$54,800	$13,700	$0	$68,500
CST	STBG	2024	$1,360,000	$340,000	$0	$1,700,000

Project: **0017227** *Type Work:* Replace Bridge
Descp: SR 192 @ BIG LONG CREEK & @ BIG LONG CREEK TRIBUTARY
Lanes: *Exist.* 2 *Prop.* 2 *Length:* 0.80

Total Project Cost: $4,098,750
Total Project Authorizations: *$0*
Total Parcels: 0
Project Details: Replaces a deficient CMP bridge culvert.

Phase	*Fund*	*Year*	*Federal*	*State*	*Other*	*Total*
PE	STBG	2022	$600,000	$150,000	$0	$750,000
ROW	STBG	2024	$240,000	$60,000	$0	$300,000
CST	STBG	After 2024	$2,311,000	$577,750	$0	$2,888,750
UTL	STBG	After 2024	$128,000	$32,000	$0	$160,000

Project: **T006090** *Type Work:* Intermodal
Descp: FY 2021-HEART OF GEORGIA RC-SEC.5304-PLANNING
Lanes: *Exist.* *Prop.* *Length:* 0.00

Total Project Cost: $36,395
Total Project Authorizations: *$36,395*
Total Parcels: 0

Phase	*Fund*	*Year*	*Federal*	*State*	*Other*	*Total*
441A2	*Transit*	*2021*	*$0*	*$3,639*	*$0*	*$3,639*
441A2	*Transit*	*2021*	*$0*	*$0*	*$3,640*	*$3,640*
441A2	*Transit*	*2021*	*$29,116*	*$0*	*$0*	*$29,116*

In Appling, Bleckley, Candler, Dodge, Emanuel, Evans, Jeff Davis, Johnson, Laurens, Montgomery, Tattnall, Telfair, Toombs, Treutlen, Wayne, Wheeler, Wilcox County

Emanuel Totals Summary

County Summary excludes lump sum projects

PI #	Year	Phase	Fund	Federal	State	Other	Total
0013748	2021	ROW	STBG	$104,040	$26,010	$0	$130,050
0013748	2023	CST	STBG	$3,036,480	$759,120	$0	$3,795,600
0015621	2021	ROW	STBG	$51,600	$12,900	$0	$64,500
0015621	2024	CST	STBG	$1,920,000	$480,000	$0	$2,400,000
0015622	2021	ROW	STBG	$54,800	$13,700	$0	$68,500
0015622	2024	CST	STBG	$1,360,000	$340,000	$0	$1,700,000
0017227	2022	PE	STBG	$600,000	$150,000	$0	$750,000
0017227	2024	ROW	STBG	$240,000	$60,000	$0	$300,000
T006090	2021	441A2	Transit	$0	$0	$364	$364
T006090	2021	441A2	Transit	$2,912	$0	$0	$2,912
T006090	2021	441A2	Transit	$0	$364	$0	$364
				$7,369,832	***$1,842,094***	***$364***	***$9,212,290***

Note: Cost estimates in this section show only the county's portion of the project; If the totals are different from the list above it is an indication that the project is in multiple counties.

Evans

Project: **0013596** *Type Work:* Replace Bridge
Descp: SR 169 @ CANOOCHEE RIVER 4 MI N OF CLAXTON
Lanes: *Exist.* 2 *Prop.* 2 *Length:* 0.40

Total Project Cost: $4,508,166
Total Project Authorizations: *$535,000*
Total Parcels: 3
Project Details: Replaces a load restricted bridge.

Phase	Fund	Year	Federal	State	Other	Total
PE	*STBG*	*2016*	*$428,000*	*$107,000*	*$0*	*$535,000*
ROW	STBG	2021	$183,110	$45,778	$0	$228,888
CST	STBG	2022	$2,966,623	$741,656	$0	$3,708,278
UTL	STBG	2022	$28,800	$7,200	$0	$36,000

Project: **T006090** *Type Work:* Intermodal
Descp: FY 2021-HEART OF GEORGIA RC-SEC.5304-PLANNING
Lanes: *Exist.* *Prop.* *Length:* 0.00

Total Project Cost: $36,395
Total Project Authorizations: *$36,395*
Total Parcels: 0

Phase	Fund	Year	Federal	State	Other	Total
441A2	*Transit*	*2021*	*$0*	*$3,639*	*$0*	*$3,639*
441A2	*Transit*	*2021*	*$0*	*$0*	*$3,640*	*$3,640*
441A2	*Transit*	*2021*	*$29,116*	*$0*	*$0*	*$29,116*

In Appling, Bleckley, Candler, Dodge, Emanuel, Evans, Jeff Davis, Johnson, Laurens, Montgomery, Tattnall, Telfair, Toombs, Treutlen, Wayne, Wheeler, Wilcox County

Evans Totals Summary

County Summary excludes lump sum projects

PI #	Year	Phase	Fund	Federal	State	Other	Total
0013596	2021	ROW	STBG	$183,110	$45,778	$0	$228,888
0013596	2022	CST	STBG	$2,966,623	$741,656	$0	$3,708,278
0013596	2022	UTL	STBG	$28,800	$7,200	$0	$36,000
T006090	2021	441A2	Transit	$0	$109	$0	$109
T006090	2021	441A2	Transit	$0	$0	$109	$109
T006090	2021	441A2	Transit	$873	$0	$0	$873
				$3,179,407	***$794,742***	***$109***	***$3,974,258***

Note: Cost estimates in this section show only the county's portion of the project; If the totals are different from the list above it is an indication that the project is in multiple counties.

Fannin

Project: **0014167** *Type Work:* Replace Bridge
Descp: CR 38/SHALLOWFORD BRIDGE ROAD @ TOCCOA RIVER S OF MORGANTON
Lanes: *Exist.* 2 *Prop.* 2 *Length:* 0.05

Total Project Cost: $3,437,488
Total Project Authorizations: *$1,213,400*
Total Parcels: 5
Project Details: Replaces 97 year old posted and deficient truss bridge

Phase	*Fund*	*Year*	*Federal*	*State*	*Other*	*Total*
PE	*STBG*	*2017*	*$858,720*	*$214,680*	*$0*	*$1,073,400*
ROW	*STBG*	*2020*	*$112,000*	*$28,000*	*$0*	*$140,000*
CST	STBG	2023	$1,754,227	$438,557	$0	$2,192,784
UTL	STBG	2023	$25,043	$6,261	$0	$31,304

Project: **0015653** *Type Work:* Replace Bridge
Descp: CR 159/MADOLA ROAD @ FIGHTINGTOWN CREEK SW OF MCCAYSVILLE
Lanes: *Exist.* 2 *Prop.* 2 *Length:* 0.40

Total Project Cost: $2,460,000
Total Project Authorizations: *$500,000*
Total Parcels: 0
Project Details: Replaces a structurally deficient substandard local system bridge.

Phase	*Fund*	*Year*	*Federal*	*State*	*Other*	*Total*
PE	*STBG*	*2018*	*$400,000*	*$100,000*	*$0*	*$500,000*
ROW	STBG	2023	$100,000	$25,000	$0	$125,000
ROW	Local	2023	$0	$0	$125,000	$125,000
CST	STBG	After 2024	$1,360,000	$340,000	$0	$1,700,000
UTL	STBG	After 2024	$8,000	$2,000	$0	$10,000

Project: **0016515** *Type Work:* Replace Bridge
Descp: SR 5 @ TOCCOA RIVER IN MCCAYSVILLE
Lanes: *Exist.* 2 *Prop.* 2 *Length:* 0.40

Total Project Cost: $5,170,000
Total Project Authorizations: *$850,000*
Total Parcels: 0

Phase	*Fund*	*Year*	*Federal*	*State*	*Other*	*Total*
PE	*STBG*	*2020*	*$680,000*	*$170,000*	*$0*	*$850,000*
ROW	STBG	2022	$400,000	$100,000	$0	$500,000
CST	STBG	After 2024	$2,960,000	$740,000	$0	$3,700,000
UTL	STBG	After 2024	$96,000	$24,000	$0	$120,000

Project: **620490-** *Type Work:* New Construction
Descp: MCCAYSVILLE BYPASS FROM OLD FLOWERS RD TO SR 60; INC NEW LOC
Lanes: *Exist.* 0 *Prop.* 5 *Length:* 2.99

Total Project Cost: $44,870,936
Total Project Authorizations: *$12,798,208*
Total Parcels: 140
Project Details: Project will improve mobility and connectivity within the transportation network. Project will also enhance economic development opportunities locally and within the region.

Phase	*Fund*	*Year*	*Federal*	*State*	*Other*	*Total*
PE	*NHS*	*1998*	*$34,603*	*$8,651*	*$0*	*$43,253*
PE	*STBG*	*2013*	*$1,200,000*	*$300,000*	*$0*	*$1,500,000*
PE	*State*	*2016*	*$0*	*$3,249,955*	*$0*	*$3,249,955*
PE	*State*	*2020*	*$0*	*$400,000*	*$0*	*$400,000*
ROW	*State*	*2018*	*$0*	*$7,605,000*	*$0*	*$7,605,000*
CST	State	2023	$0	$31,183,628	$0	$31,183,628
UTL	State	2023	$0	$889,100	$0	$889,100

Project: **642170-** *Type Work:* Replace Bridge
Descp: SR 60 @ HOTHOUSE CREEK
Lanes: *Exist.* 2 *Prop.* 2 *Length:* 0.20

Total Project Cost: $6,260,568
Total Project Authorizations: *$1,530,000*
Total Parcels: 9

Phase	*Fund*	*Year*	*Federal*	*State*	*Other*	*Total*
PE	*STBG*	*2017*	*$992,000*	*$248,000*	*$0*	*$1,240,000*
ROW	*STBG*	*2020*	*$232,000*	*$58,000*	*$0*	*$290,000*
CST	STBG	2022	$3,543,248	$885,812	$0	$4,429,060
UTL	STBG	2022	$241,206	$60,302	$0	$301,508

Project: **T006093** *Type Work:* Intermodal
Descp: FY 2021-NORTHWEST GEORGIA RC-SEC.5304-PLANNING
Lanes: *Exist.* *Prop.* *Length:* 0.00

Total Project Cost: $37,990
Total Project Authorizations: *$37,990*
Total Parcels: 0

Phase	*Fund*	*Year*	*Federal*	*State*	*Other*	*Total*
441A2	*Transit*	*2021*	*$0*	*$3,799*	*$0*	*$3,799*
441A2	*Transit*	*2021*	*$30,392*	*$0*	*$0*	*$30,392*
441A2	*Transit*	*2021*	*$0*	*$0*	*$3,799*	*$3,799*

In Bartow, Catoosa, Chattooga, Dade, Fannin, Floyd, Gilmer, Gordon, Haralson, Murray, Paulding, Pickens, Polk, Walker, Whitfield County

Project: **T006428** *Type Work:* Intermodal
Descp: FY 2021-NGCA/MATS-SEC.5311.CAPITAL AND OPERATIONS
Lanes: *Exist.* *Prop.* *Length:*

Phase	*Fund*	*Year*	*Federal*	*State*	*Other*	*Total*
OPR	Transit	2021	$550,000	$0	$550,000	$1,100,000

Total Project Cost: $1,100,000
Total Project Authorizations: *$0*
Total Parcels: 0

In Fannin, Gilmer, Gordon, Murray, Pickens County

Project: **T007145** *Type Work:* Intermodal
Descp: FY 2022-NGCA/MATS-SEC.5311.CAPITAL AND OPERATIONS
Lanes: *Exist.* 0 *Prop.* 0 *Length:* 0.00

Phase	*Fund*	*Year*	*Federal*	*State*	*Other*	*Total*
CAP	Transit	2022	$936,347	$11,960	$852,630	$1,800,937

Total Project Cost: $1,800,937
Total Project Authorizations: *$0*
Total Parcels: 0

In Fannin, Gilmer, Gordon, Murray, Pickens County

Project: **T007227** *Type Work:* Intermodal
Descp: FY 2023-NGCA/MATS-SEC.5311.CAPITAL AND OPERATIONS
Lanes: *Exist.* 0 *Prop.* 0 *Length:* 0.00

Phase	*Fund*	*Year*	*Federal*	*State*	*Other*	*Total*
CAP	Transit	2023	$880,000	$0	$220,000	$1,100,000

Total Project Cost: $1,100,000
Total Project Authorizations: *$0*
Total Parcels: 0

In Fannin, Gilmer, Gordon, Murray, Pickens County

Project: **T007310** *Type Work:* Intermodal
Descp: FY 2024-NGCA/MATS-SEC.5311.CAPITAL AND OPERATIONS
Lanes: *Exist.* 0 *Prop.* 0 *Length:* 0.00

Phase	*Fund*	*Year*	*Federal*	*State*	*Other*	*Total*
CAP	Transit	2024	$880,000	$0	$220,000	$1,100,000

Total Project Cost: $1,100,000
Total Project Authorizations: *$0*
Total Parcels: 0

In Fannin, Gilmer, Gordon, Murray, Pickens County

Fannin Totals Summary

County Summary excludes lump sum projects

PI #	Year	Phase	Fund	Federal	State	Other	Total
0014167	2023	CST	STBG	$1,754,227	$438,557	$0	$2,192,784
0014167	2023	UTL	STBG	$25,043	$6,261	$0	$31,304
0015653	2023	ROW	Local	$0	$0	$125,000	$125,000
0015653	2023	ROW	STBG	$100,000	$25,000	$0	$125,000
0016515	2022	ROW	STBG	$400,000	$100,000	$0	$500,000
620490-	2023	CST	State	$0	$31,183,628	$0	$31,183,628
620490-	2023	UTL	State	$0	$889,100	$0	$889,100
642170-	2022	CST	STBG	$3,543,248	$885,812	$0	$4,429,060
642170-	2022	UTL	STBG	$241,206	$60,302	$0	$301,508
T006093	2021	441A2	Transit	$0	$0	$304	$304
T006093	2021	441A2	Transit	$2,431	$0	$0	$2,431
T006093	2021	441A2	Transit	$0	$304	$0	$304
T006428	2021	OPR	Transit	$110,000	$0	$110,000	$220,000
T007145	2022	CAP	Transit	$187,269	$2,392	$170,526	$360,187
T007227	2023	CAP	Transit	$176,000	$0	$44,000	$220,000
T007310	2024	CAP	Transit	$176,000	$0	$44,000	$220,000
				$6,715,425	***$33,591,355***	***$493,830***	***$40,800,610***

Note: Cost estimates in this section show only the county's portion of the project; If the totals are different from the list above it is an indication that the project is in multiple counties.

Franklin

Project: **0013808** *Type Work:* Replace Bridge
Descp: SR 106 @ NAILS CREEK 7 MI S OF CARNESVILLE
Lanes: *Exist.* 2 *Prop.* 2 *Length:* 0.20

Total Project Cost: $4,718,796
Total Project Authorizations: *$857,000*
Total Parcels: 6
Project Details: Replaces a substandard deteriorated bridge.

Phase	Fund	Year	Federal	State	Other	Total
PE	*STBG*	*2016*	*$648,000*	*$162,000*	*$0*	*$810,000*
PE	*Other Funds*	*2016*	*$37,600*	*$9,400*	*$0*	*$47,000*
ROW	STBG	2021	$240,800	$60,200	$0	$301,000
CST	STBG	2023	$2,707,309	$676,827	$0	$3,384,136
UTL	STBG	2023	$141,328	$35,332	$0	$176,660

Project: **0013938** *Type Work:* Replace Bridge
Descp: SR 59 @ MIDDLE FORK BROAD RIVER 1.7 MI SW OF CARNESVILLE
Lanes: *Exist.* 2 *Prop.* 2 *Length:* 0.30

Total Project Cost: $3,457,319
Total Project Authorizations: *$670,000*
Total Parcels: 5
Project Details: Replaces a deteriorated substandard bridge.

Phase	Fund	Year	Federal	State	Other	Total
PE	*STBG*	*2017*	*$400,000*	*$100,000*	*$0*	*$500,000*
ROW	*STBG*	*2020*	*$136,000*	*$34,000*	*$0*	*$170,000*
CST	Bond	2021	$0	$0	$2,752,319	$2,752,319
UTL	Bond	2021	$0	$0	$35,000	$35,000

Project: **0013939** *Type Work:* Replace Bridge
Descp: SR 59 @ STEPHENS CREEK IN CARNESVILLE
Lanes: *Exist.* 2 *Prop.* 2 *Length:* 0.30

Total Project Cost: $4,817,623
Total Project Authorizations: *$4,817,623*
Total Parcels: 8
Project Details: Replaces a deteriorated substandard bridge.

Phase	Fund	Year	Federal	State	Other	Total
PE	*STBG*	*2017*	*$901,213*	*$225,303*	*$0*	*$1,126,516*
ROW	*STBG*	*2020*	*$232,000*	*$58,000*	*$0*	*$290,000*
CST	*STBG*	*2021*	*$2,720,885*	*$680,221*	*$0*	*$3,401,107*

Project: **0014074** *Type Work:* Replace Bridge
Descp: I-85 @ SR 198 3 MI SW OF CARNESVILLE
Lanes: *Exist.* *Prop.* *Length:* 0.19

Total Project Cost: $3,790,526
Total Project Authorizations: *$3,790,526*
Total Parcels: 0
Project Details: Replaces a deteriorated substandard bridge

Phase	Fund	Year	Federal	State	Other	Total
PE	*NHPP*	*2017*	*$746,213*	*$186,553*	*$0*	*$932,766*
CST	*STBG*	*2021*	*$2,286,208*	*$571,552*	*$0*	*$2,857,760*

Project: **0014075** *Type Work:* Replace Bridge
Descp: I-85 SB & NB @ INDIAN CREEK 3.5 MI SW OF CARNESVILLE
Lanes: *Exist.* *Prop.* *Length:* 0.60

Total Project Cost: $12,756,182
Total Project Authorizations: *$1,205,000*
Total Parcels: 0
Project Details: Replaces 2 deteriorated substandard bridges

Phase	Fund	Year	Federal	State	Other	Total
PE	*NHPP*	*2017*	*$964,000*	*$241,000*	*$0*	*$1,205,000*
CST	STBG	2021	$9,240,945	$2,310,236	$0	$11,551,182

Project: **0016516** *Type Work:* Replace Bridge
Descp: SR 106 @ MIDDLE FORK BROAD RIVER 2.3 MI S OF CARNESVILLE
Lanes: *Exist.* 2 *Prop.* 2 *Length:* 0.40

Total Project Cost: $3,600,000
Total Project Authorizations: *$650,000*
Total Parcels: 4

Phase	Fund	Year	Federal	State	Other	Total
PE	*STBG*	*2020*	*$520,000*	*$130,000*	*$0*	*$650,000*
ROW	STBG	2024	$200,000	$50,000	$0	$250,000
CST	STBG	After 2024	$2,080,000	$520,000	$0	$2,600,000
UTL	STBG	After 2024	$80,000	$20,000	$0	$100,000

Project: **0016517** *Type Work:* Replace Bridge
Descp: SR 328 @ GUMLOG CREEK 3.8 MI N OF LAVONIA
Lanes: *Exist.* 2 *Prop.* 2 *Length:* 0.40

Total Project Cost: $5,700,000
Total Project Authorizations: *$750,000*
Total Parcels: 4

Phase	*Fund*	*Year*	*Federal*	*State*	*Other*	*Total*
PE	*STBG*	*2020*	*$600,000*	*$150,000*	*$0*	*$750,000*
ROW	STBG	2024	$200,000	$50,000	$0	$250,000
CST	STBG	After 2024	$3,680,000	$920,000	$0	$4,600,000
UTL	STBG	After 2024	$80,000	$20,000	$0	$100,000

Project: **0016526** *Type Work:* Replace Bridge
Descp: SR 106 @ HUDSON RIVER 3.8 MI N OF POCATALICO
Lanes: *Exist.* 2 *Prop.* 2 *Length:* 0.40

Total Project Cost: $4,800,000
Total Project Authorizations: *$750,000*
Total Parcels: 0

Phase	*Fund*	*Year*	*Federal*	*State*	*Other*	*Total*
PE	*STBG*	*2020*	*$600,000*	*$150,000*	*$0*	*$750,000*
ROW	STBG	2023	$200,000	$50,000	$0	$250,000
CST	STBG	After 2024	$2,960,000	$740,000	$0	$3,700,000
UTL	STBG	After 2024	$80,000	$20,000	$0	$100,000

In Franklin, Madison County

Project: **0017773** *Type Work:* Replace Bridge
Descp: CR 285/BALD EAGLE ROAD @ LITTLES CREEK
Lanes: *Exist.* 2 *Prop.* 2 *Length:* 0.40

Total Project Cost: $1,500,000
Total Project Authorizations: *$0*
Total Parcels: 2

Phase	*Fund*	*Year*	*Federal*	*State*	*Other*	*Total*
ROW	Local	2023	$0	$0	$50,000	$50,000

Project: **T006089** *Type Work:* Intermodal
Descp: FY 2021-GEORGIA MOUNTAINS RC-SEC.5304-PLANNING
Lanes: *Exist.* *Prop.* *Length:* 0.00

Total Project Cost: $31,905
Total Project Authorizations: *$31,905*
Total Parcels: 0

Phase	*Fund*	*Year*	*Federal*	*State*	*Other*	*Total*
441A2	*Transit*	*2021*	*$25,524*	*$0*	*$0*	*$25,524*
441A2	*Transit*	*2021*	*$0*	*$3,190*	*$0*	*$3,190*
441A2	*Transit*	*2021*	*$0*	*$0*	*$3,191*	*$3,191*

In Banks, Dawson, Forsyth, Franklin, Habersham, Hall, Hart, Lumpkin, Rabun, Stephens, Towns, Union, White County

Franklin Totals Summary

County Summary excludes lump sum projects

PI #	Year	Phase	Fund	Federal	State	Other	Total
0013808	2021	ROW	STBG	$240,800	$60,200	$0	$301,000
0013808	2023	CST	STBG	$2,707,309	$676,827	$0	$3,384,136
0013808	2023	UTL	STBG	$141,328	$35,332	$0	$176,660
0013938	2021	CST	Bond	$0	$0	$2,752,319	$2,752,319
0013938	2021	UTL	Bond	$0	$0	$35,000	$35,000
0013939	2021	CST	STBG	$2,720,885	$680,221	$0	$3,401,107
0014074	2021	CST	STBG	$2,286,208	$571,552	$0	$2,857,760
0014075	2021	CST	STBG	$9,240,945	$2,310,236	$0	$11,551,182
0016516	2024	ROW	STBG	$200,000	$50,000	$0	$250,000
0016517	2024	ROW	STBG	$200,000	$50,000	$0	$250,000
0016526	2023	ROW	STBG	$102,000	$25,500	$0	$127,500
0017773	2023	ROW	Local	$0	$0	$50,000	$50,000
T006089	2021	441A2	Transit	$0	$0	$255	$255
T006089	2021	441A2	Transit	$2,042	$0	$0	$2,042
T006089	2021	441A2	Transit	$0	$255	$0	$255
				$17,841,517	***$4,460,124***	***$2,837,575***	***$25,139,216***

Note: Cost estimates in this section show only the county's portion of the project; If the totals are different from the list above it is an indication that the project is in multiple counties.

Gilmer

Project: **0015611** *Type Work:* Replace Bridge
Descp: VANILLA LANE @ BIG TURNIPTOWN CREEK 4.9 MI NE OF ELLIJAY
Lanes: *Exist.* 2 *Prop.* 2 *Length:* 0.20

Total Project Cost: $1,826,969
Total Project Authorizations: *$823,469*
Total Parcels: 4
Project Details: Replaces a structurally deficient substandard local system bridge.

Phase	Fund	Year	Federal	State	Other	Total
PE	*STBG*	*2019*	*$575,975*	*$143,994*	*$0*	*$719,969*
ROW	*Local*	*2019*	*$0*	*$0*	*$103,500*	*$103,500*
ROW	STBG	2021	$82,800	$20,700	$0	$103,500
CST	STBG	2024	$720,000	$180,000	$0	$900,000

Project: **0016123** *Type Work:* Replace Bridge
Descp: CR 101/LOWER CARTECAY RD @ CARTECAY RIVER 6 MI SE OF ELLIJAY
Lanes: *Exist.* 2 *Prop.* 2 *Length:* 0.40

Total Project Cost: $2,889,414
Total Project Authorizations: *$829,414*
Total Parcels: 4

Phase	Fund	Year	Federal	State	Other	Total
PE	*STBG*	*2019*	*$623,531*	*$155,883*	*$0*	*$779,414*
ROW	*Local*	*2019*	*$0*	*$0*	*$50,000*	*$50,000*
ROW	STBG	2021	$40,000	$10,000	$0	$50,000
CST	STBG	After 2024	$1,600,000	$400,000	$0	$2,000,000
UTL	STBG	After 2024	$8,000	$2,000	$0	$10,000

Project: **T006093** *Type Work:* Intermodal
Descp: FY 2021-NORTHWEST GEORGIA RC-SEC.5304-PLANNING
Lanes: *Exist.* *Prop.* *Length:* 0.00

Total Project Cost: $37,990
Total Project Authorizations: *$37,990*
Total Parcels: 0

Phase	Fund	Year	Federal	State	Other	Total
441A2	*Transit*	*2021*	*$0*	*$3,799*	*$0*	*$3,799*
441A2	*Transit*	*2021*	*$30,392*	*$0*	*$0*	*$30,392*
441A2	*Transit*	*2021*	*$0*	*$0*	*$3,799*	*$3,799*

In Bartow, Catoosa, Chattooga, Dade, Fannin, Floyd, Gilmer, Gordon, Haralson, Murray, Paulding, Pickens, Polk, Walker, Whitfield County

Project: **T006428** *Type Work:* Intermodal
Descp: FY 2021-NGCA/MATS-SEC.5311.CAPITAL AND OPERATIONS
Lanes: *Exist.* *Prop.* *Length:*

Total Project Cost: $1,100,000
Total Project Authorizations: *$0*
Total Parcels: 0

Phase	Fund	Year	Federal	State	Other	Total
OPR	Transit	2021	$550,000	$0	$550,000	$1,100,000

In Fannin, Gilmer, Gordon, Murray, Pickens County

Project: **T007145** *Type Work:* Intermodal
Descp: FY 2022-NGCA/MATS-SEC.5311.CAPITAL AND OPERATIONS
Lanes: *Exist.* 0 *Prop.* 0 *Length:* 0.00

Total Project Cost: $1,800,937
Total Project Authorizations: *$0*
Total Parcels: 0

Phase	Fund	Year	Federal	State	Other	Total
CAP	Transit	2022	$936,347	$11,960	$852,630	$1,800,937

In Fannin, Gilmer, Gordon, Murray, Pickens County

Project: **T007227** *Type Work:* Intermodal
Descp: FY 2023-NGCA/MATS-SEC.5311.CAPITAL AND OPERATIONS
Lanes: *Exist.* 0 *Prop.* 0 *Length:* 0.00

Total Project Cost: $1,100,000
Total Project Authorizations: *$0*
Total Parcels: 0

Phase	Fund	Year	Federal	State	Other	Total
CAP	Transit	2023	$880,000	$0	$220,000	$1,100,000

In Fannin, Gilmer, Gordon, Murray, Pickens County

Project: **T007310** *Type Work:* Intermodal
Descp: FY 2024-NGCA/MATS-SEC.5311.CAPITAL AND OPERATIONS
Lanes: *Exist.* 0 *Prop.* 0 *Length:* 0.00

Phase	Fund	Year	Federal	State	Other	Total
CAP	Transit	2024	$880,000	$0	$220,000	$1,100,000

Total Project Cost: $1,100,000
Total Project Authorizations: *$0*
Total Parcels: 0

In Fannin, Gilmer, Gordon, Murray, Pickens County

Gilmer Totals Summary

County Summary excludes lump sum projects

PI #	Year	Phase	Fund	Federal	State	Other	Total
0015611	2021	ROW	STBG	$82,800	$20,700	$0	$103,500
0015611	2024	CST	STBG	$720,000	$180,000	$0	$900,000
0016123	2021	ROW	STBG	$40,000	$10,000	$0	$50,000
T006093	2021	441A2	Transit	$0	$0	$342	$342
T006093	2021	441A2	Transit	$2,735	$0	$0	$2,735
T006093	2021	441A2	Transit	$0	$342	$0	$342
T006428	2021	OPR	Transit	$110,000	$0	$110,000	$220,000
T007145	2022	CAP	Transit	$187,269	$2,392	$170,526	$360,187
T007227	2023	CAP	Transit	$176,000	$0	$44,000	$220,000
T007310	2024	CAP	Transit	$176,000	$0	$44,000	$220,000
				$1,494,805	***$213,434***	***$368,868***	***$2,077,106***

Note: Cost estimates in this section show only the county's portion of the project; If the totals are different from the list above it is an indication that the project is in multiple counties.

Glascock

Project: **T006432** *Type Work:* Intermodal
Descp: FY 2021-GLASCOCK COUNTY-SEC.5311-CAPITAL AND OPERATIONS
Lanes: *Exist.* *Prop.* *Length:* 0.00

Total Project Cost: $76,724
Total Project Authorizations: *$0*
Total Parcels: 0

Phase	Fund	Year	Federal	State	Other	Total
OPR	Transit	2021	$38,362	$0	$38,362	$76,724

Project: **T007147** *Type Work:* Intermodal
Descp: FY 2022-GLASCOCK COUNTY-SEC.5311-CAPITAL AND OPERATIONS
Lanes: *Exist.* 0 *Prop.* 0 *Length:* 0.00

Total Project Cost: $95,860
Total Project Authorizations: *$0*
Total Parcels: 0

Phase	Fund	Year	Federal	State	Other	Total
CAP	Transit	2022	$47,930	$0	$47,930	$95,860

Project: **T007229** *Type Work:* Intermodal
Descp: FY 2023-GLASCOCK COUNTY-SEC.5311-CAPITAL AND OPERATIONS
Lanes: *Exist.* 0 *Prop.* 0 *Length:* 0.00

Total Project Cost: $76,724
Total Project Authorizations: *$0*
Total Parcels: 0

Phase	Fund	Year	Federal	State	Other	Total
CAP	Transit	2023	$61,379	$0	$15,345	$76,724

Project: **T007312** *Type Work:* Intermodal
Descp: FY 2024-GLASCOCK COUNTY-SEC.5311-CAPITAL AND OPERATIONS
Lanes: *Exist.* 0 *Prop.* 0 *Length:* 0.00

Total Project Cost: $76,724
Total Project Authorizations: *$0*
Total Parcels: 0

Phase	Fund	Year	Federal	State	Other	Total
CAP	Transit	2024	$61,379	$0	$15,345	$76,724

Glascock Totals Summary

County Summary excludes lump sum projects

PI #	Year	Phase	Fund	Federal	State	Other	Total
T006432	2021	OPR	Transit	$38,362	$0	$38,362	$76,724
T007147	2022	CAP	Transit	$47,930	$0	$47,930	$95,860
T007229	2023	CAP	Transit	$61,379	$0	$15,345	$76,724
T007312	2024	CAP	Transit	$61,379	$0	$15,345	$76,724
				$209,050	***$0***	***$116,982***	***$326,032***

Note: Cost estimates in this section show only the county's portion of the project; If the totals are different from the list above it is an indication that the project is in multiple counties.

Gordon

Project: **0006667** *Type Work:* Realignment
Descp: SR 3/US 41 @ SR 136 IN RESACA
Lanes: *Exist.* 2 *Prop.* 2 *Length:* 0.45

Total Project Cost: $11,932,030
Total Project Authorizations: *$0*
Total Parcels: 0

Phase	Fund	Year	Federal	State	Other	Total
PE	State	2024	$0	$203,579	$0	$203,579
ROW	State	After 2024	$0	$6,211,358	$0	$6,211,358
CST	STBG	After 2024	$2,965,767	$741,442	$0	$3,707,209
UTL	STBG	After 2024	$1,447,907	$361,977	$0	$1,809,884

Project Details: Project will improve mobility and connectivity within the transportation network. Project will also enhance economic development opportunities locally and within the region.

Project: **0013297** *Type Work:* Operational Improvement
Descp: SR 3/US 41 @ SR 156
Lanes: *Exist.* 2 *Prop.* 2 *Length:* 0.40

Total Project Cost: $2,402,061
Total Project Authorizations: *$1,010,367*
Total Parcels: 12

Phase	Fund	Year	Federal	State	Other	Total
PE	*STP*	*2015*	*$293*	*$73*	*$0*	*$367*
PE	*State*	*2016*	*$0*	*$300,000*	*$0*	*$300,000*
ROW	*State*	*2020*	*$0*	*$710,000*	*$0*	*$710,000*
CST	State	2022	$0	$1,116,694	$0	$1,116,694
UTL	State	2022	$0	$275,000	$0	$275,000

Project: **0013888** *Type Work:* Replace Bridge
Descp: SR 156 @ SALACOA CREEK & OVERFLOW 6 MI NW OF RANGER
Lanes: *Exist.* 2 *Prop.* 2 *Length:* 0.90

Total Project Cost: $13,047,601
Total Project Authorizations: *$1,528,000*
Total Parcels: 10
Project Details: Replaces a substandard bridge.

Phase	Fund	Year	Federal	State	Other	Total
PE	*STBG*	*2016*	*$1,222,400*	*$305,600*	*$0*	*$1,528,000*
ROW	STBG	2021	$360,000	$90,000	$0	$450,000
CST	STBG	2023	$8,830,711	$2,207,678	$0	$11,038,389
UTL	STBG	2023	$24,970	$6,242	$0	$31,212

Project: **0013994** *Type Work:* Replace Bridge
Descp: SR 136 @ COOSAWATTEE RIVER & TRIBUTARY E OF NICKELSVILLE
Lanes: *Exist.* 2 *Prop.* 2 *Length:* 0.59

Total Project Cost: $4,616,300
Total Project Authorizations: *$1,616,300*
Total Parcels: 7
Project Details: Replaces a substandard deteriorated bridge.

Phase	Fund	Year	Federal	State	Other	Total
PE	*STBG*	*2017*	*$1,085,040*	*$271,260*	*$0*	*$1,356,300*
ROW	*STBG*	*2021*	*$208,000*	*$52,000*	*$0*	*$260,000*
CST	STBG	2023	$2,400,000	$600,000	$0	$3,000,000

Project: **0015659** *Type Work:* Replace Bridge
Descp: CR 214/BATTLE ROAD @ ROCKY CREEK 1 MI E OF FLOYD COUNTY LINE
Lanes: *Exist.* 2 *Prop.* 2 *Length:* 0.40

Total Project Cost: $1,350,000
Total Project Authorizations: *$500,000*
Total Parcels: 0
Project Details: Replaces a structurally deficient substandard local system bridge.

Phase	Fund	Year	Federal	State	Other	Total
PE	*STBG*	*2021*	*$400,000*	*$100,000*	*$0*	*$500,000*
ROW	STBG	2023	$100,000	$25,000	$0	$125,000
ROW	Local	2023	$0	$0	$125,000	$125,000
CST	STBG	After 2024	$480,000	$120,000	$0	$600,000

Project: **0017228** *Type Work:* Replace Bridge
Descp: SR 61 @ CSX #350284W
Lanes: *Exist.* 2 *Prop.* 2 *Length:* 0.40

Total Project Cost: $5,519,646
Total Project Authorizations: *$0*
Total Parcels: 0
Project Details: Replaces a substandard bridge with deteriorating substructure.

Phase	Fund	Year	Federal	State	Other	Total
PE	STBG	2022	$520,000	$130,000	$0	$650,000
ROW	STBG	2024	$200,000	$50,000	$0	$250,000
CST	STBG	After 2024	$3,629,558	$907,390	$0	$4,536,948
UTL	STBG	After 2024	$66,158	$16,540	$0	$82,698

Project: **T006093** *Type Work:* Intermodal
Descp: FY 2021-NORTHWEST GEORGIA RC-SEC.5304-PLANNING
Lanes: *Exist.* *Prop.* *Length:* 0.00

Phase	Fund	Year	Federal	State	Other	Total
441A2	Transit	2021	$0	$3,799	$0	$3,799
441A2	Transit	2021	$30,392	$0	$0	$30,392
441A2	Transit	2021	$0	$0	$3,799	$3,799

Total Project Cost: $37,990
Total Project Authorizations: *$37,990*
Total Parcels: 0

In Bartow, Catoosa, Chattooga, Dade, Fannin, Floyd, Gilmer, Gordon, Haralson, Murray, Paulding, Pickens, Polk, Walker, Whitfield County

Project: **T006428** *Type Work:* Intermodal
Descp: FY 2021-NGCA/MATS-SEC.5311.CAPITAL AND OPERATIONS
Lanes: *Exist.* *Prop.* *Length:*

Phase	Fund	Year	Federal	State	Other	Total
OPR	Transit	2021	$550,000	$0	$550,000	$1,100,000

Total Project Cost: $1,100,000
Total Project Authorizations: *$0*
Total Parcels: 0

In Fannin, Gilmer, Gordon, Murray, Pickens County

Project: **T007145** *Type Work:* Intermodal
Descp: FY 2022-NGCA/MATS-SEC.5311.CAPITAL AND OPERATIONS
Lanes: *Exist.* 0 *Prop.* 0 *Length:* 0.00

Phase	Fund	Year	Federal	State	Other	Total
CAP	Transit	2022	$936,347	$11,960	$852,630	$1,800,937

Total Project Cost: $1,800,937
Total Project Authorizations: *$0*
Total Parcels: 0

In Fannin, Gilmer, Gordon, Murray, Pickens County

Project: **T007227** *Type Work:* Intermodal
Descp: FY 2023-NGCA/MATS-SEC.5311.CAPITAL AND OPERATIONS
Lanes: *Exist.* 0 *Prop.* 0 *Length:* 0.00

Phase	Fund	Year	Federal	State	Other	Total
CAP	Transit	2023	$880,000	$0	$220,000	$1,100,000

Total Project Cost: $1,100,000
Total Project Authorizations: *$0*
Total Parcels: 0

In Fannin, Gilmer, Gordon, Murray, Pickens County

Project: **T007310** *Type Work:* Intermodal
Descp: FY 2024-NGCA/MATS-SEC.5311.CAPITAL AND OPERATIONS
Lanes: *Exist.* 0 *Prop.* 0 *Length:* 0.00

Phase	Fund	Year	Federal	State	Other	Total
CAP	Transit	2024	$880,000	$0	$220,000	$1,100,000

Total Project Cost: $1,100,000
Total Project Authorizations: *$0*
Total Parcels: 0

In Fannin, Gilmer, Gordon, Murray, Pickens County

Gordon Totals Summary

County Summary excludes lump sum projects

PI #	Year	Phase	Fund	Federal	State	Other	Total
0006667	2024	PE	State	$0	$203,579	$0	$203,579
0013297	2022	CST	State	$0	$1,116,694	$0	$1,116,694
0013297	2022	UTL	State	$0	$275,000	$0	$275,000
0013888	2021	ROW	STBG	$360,000	$90,000	$0	$450,000
0013888	2023	CST	STBG	$8,830,711	$2,207,678	$0	$11,038,389
0013888	2023	UTL	STBG	$24,970	$6,242	$0	$31,212
0013994	2021	ROW	STBG	$208,000	$52,000	$0	$260,000
0013994	2023	CST	STBG	$2,400,000	$600,000	$0	$3,000,000
0015659	2021	PE	STBG	$400,000	$100,000	$0	$500,000
0015659	2023	ROW	Local	$0	$0	$125,000	$125,000
0015659	2023	ROW	STBG	$100,000	$25,000	$0	$125,000
0017228	2022	PE	STBG	$520,000	$130,000	$0	$650,000
0017228	2024	ROW	STBG	$200,000	$50,000	$0	$250,000
T006093	2021	441A2	Transit	$0	$0	$266	$266
T006093	2021	441A2	Transit	$2,127	$0	$0	$2,127
T006093	2021	441A2	Transit	$0	$266	$0	$266
T006428	2021	OPR	Transit	$110,000	$0	$110,000	$220,000
T007145	2022	CAP	Transit	$187,269	$2,392	$170,526	$360,187
T007227	2023	CAP	Transit	$176,000	$0	$44,000	$220,000
T007310	2024	CAP	Transit	$176,000	$0	$44,000	$220,000
				$13,695,078	***$4,858,852***	***$493,792***	***$19,047,721***

Note: Cost estimates in this section show only the county's portion of the project; If the totals are different from the list above it is an indication that the project is in multiple counties.

Grady

Project: **T006096** *Type Work:* Intermodal
Descp: FY 2021-SOUTHWEST GEORGIA RC-SEC.5304-PLANNING
Lanes: *Exist.* *Prop.* *Length:* 0.00

Phase	Fund	Year	Federal	State	Other	Total
441A2	*Transit*	*2021*	*$24,392*	*$0*	*$0*	*$24,392*
441A2	*Transit*	*2021*	*$0*	*$0*	*$3,049*	*$3,049*
441A2	*Transit*	*2021*	*$0*	*$3,049*	*$0*	*$3,049*

Total Project Cost: $30,490
Total Project Authorizations: *$30,490*
Total Parcels: 0

In Baker, Calhoun, Colquitt, Decatur, Dougherty, Early, Grady, Lee, Miller, Mitchell, Seminole, Terrell, Thomas, Worth County

Project: **T006467** *Type Work:* Intermodal
Descp: FY 2021-SW GEORGIA RC-SEC.5311-CAPITAL AND OPERATIONS
Lanes: *Exist.* *Prop.* *Length:* 0.00

Phase	Fund	Year	Federal	State	Other	Total
OPR	Transit	2021	$2,901,589	$0	$2,901,589	$5,803,178

Total Project Cost: $5,803,178
Total Project Authorizations: *$0*
Total Parcels: 0

In Baker, Calhoun, Colquitt, Decatur, Dougherty, Early, Grady, Lee, Miller, Mitchell, Seminole, Terrell, Worth County

Project: **T007178** *Type Work:* Intermodal
Descp: FY 2022-SW GEORGIA RC-SEC.5311-CAPITAL AND OPERATIONS
Lanes: *Exist.* 0 *Prop.* 0 *Length:* 0.00

Phase	Fund	Year	Federal	State	Other	Total
CAP	Transit	2022	$3,615,646	$111,916	$2,832,232	$6,559,795

Total Project Cost: $6,559,795
Total Project Authorizations: *$0*
Total Parcels: 0

In Baker, Calhoun, Colquitt, Decatur, Dougherty, Early, Grady, Lee, Miller, Mitchell, Seminole, Terrell, Worth County

Project: **T007260** *Type Work:* Intermodal
Descp: FY 2023-SW GEORGIA RC-SEC.5311-CAPITAL AND OPERATIONS
Lanes: *Exist.* 0 *Prop.* 0 *Length:* 0.00

Phase	Fund	Year	Federal	State	Other	Total
CAP	Transit	2023	$4,642,542	$0	$1,160,636	$5,803,178

Total Project Cost: $5,803,178
Total Project Authorizations: *$0*
Total Parcels: 0

In Baker, Calhoun, Colquitt, Decatur, Dougherty, Early, Grady, Lee, Miller, Mitchell, Seminole, Terrell, Worth County

Project: **T007344** *Type Work:* Intermodal
Descp: FY 2024-SW GEORGIA RC-SEC.5311-CAPITAL AND OPERATIONS
Lanes: *Exist.* 0 *Prop.* 0 *Length:* 0.00

Phase	Fund	Year	Federal	State	Other	Total
CAP	Transit	2024	$4,642,542	$0	$1,160,636	$5,803,178

Total Project Cost: $5,803,178
Total Project Authorizations: *$0*
Total Parcels: 0

In Baker, Calhoun, Colquitt, Decatur, Dougherty, Early, Grady, Lee, Miller, Mitchell, Seminole, Terrell, Worth County

Grady Totals Summary

County Summary excludes lump sum projects

PI #	Year	Phase	Fund	Federal	State	Other	Total
T006096	2021	441A2	Transit	$0	$0	$244	$244
T006096	2021	441A2	Transit	$1,951	$0	$0	$1,951
T006096	2021	441A2	Transit	$0	$244	$0	$244
T006467	2021	OPR	Transit	$232,127	$0	$232,127	$464,254
T007178	2022	CAP	Transit	$361,565	$11,192	$283,223	$655,980
T007260	2023	CAP	Transit	$232,127	$0	$58,032	$290,159
T007344	2024	CAP	Transit	$417,829	$0	$104,457	$522,286
				$1,245,599	***$11,436***	***$678,083***	***$1,935,118***

Note: Cost estimates in this section show only the county's portion of the project; If the totals are different from the list above it is an indication that the project is in multiple counties.

Greene

Project: **0006253** *Type Work:* Widening
Descp: SR 44 FROM CR 54/LINGER LONGER RD TO EAST GREENSBORO BYPASS
Lanes: *Exist.* 2 *Prop.* 4 *Length:* 7.60

Total Project Cost: $110,878,945
Total Project Authorizations: *$16,557,839*
Total Parcels: 207

Phase	Fund	Year	Federal	State	Other	Total
PE	*STP*	*2005*	*$3,542,271*	*$885,568*	*$0*	*$4,427,839*
PE	*State*	*2017*	*$0*	*$210,000*	*$0*	*$210,000*
PE	*State*	*2018*	*$0*	*$1,090,000*	*$0*	*$1,090,000*
PE	*State*	*2019*	*$0*	*$3,000,000*	*$0*	*$3,000,000*
ROW	*State*	*2017*	*$0*	*$7,830,000*	*$0*	*$7,830,000*
CST	State	2023	$0	$80,883,359	$0	$80,883,359
UTL	State	2023	$0	$13,437,747	$0	$13,437,747

Project Details: Project will provide additional capacity to improve mobility and reduce congestion. Project will help enhance economic development and will reduce crash frequency.

Project: **0017232** *Type Work:* Replace Bridge
Descp: I-20 EB & WB @ OCONEE RIVER & @ OCONEE RIVER OVERFLOW
Lanes: *Exist.* 4 *Prop.* 4 *Length:* 0.80

Total Project Cost: $27,674,994
Total Project Authorizations: *$0*
Total Parcels: 4

Phase	Fund	Year	Federal	State	Other	Total
PE	STBG	2022	$800,000	$200,000	$0	$1,000,000
ROW	STBG	2024	$360,000	$90,000	$0	$450,000
CST	STBG	After 2024	$20,739,995	$5,184,999	$0	$25,924,994
UTL	STBG	After 2024	$240,000	$60,000	$0	$300,000

In Greene, Morgan County

Project Details: Replaces a substandard, deteriorated bridge on a critical route.

Project: **T006092** *Type Work:* Intermodal
Descp: FY 2021-NORTHEAST GEORGIA RC-SEC.5304-PLANNING
Lanes: *Exist.* *Prop.* *Length:* 0.00

Total Project Cost: $31,035
Total Project Authorizations: *$31,035*
Total Parcels: 0

Phase	Fund	Year	Federal	State	Other	Total
441A2	*Transit*	*2021*	*$0*	*$0*	*$3,104*	*$3,104*
441A2	*Transit*	*2021*	*$24,828*	*$0*	*$0*	*$24,828*
441A2	*Transit*	*2021*	*$0*	*$3,103*	*$0*	*$3,103*

In Barrow, Clarke, Elbert, Greene, Jackson, Jasper, Madison, Morgan, Newton, Oconee, Oglethorpe, Walton County

Project: **T006434** *Type Work:* Intermodal
Descp: FY 2021-GREENE COUNTY-SEC.5311-CAPITAL AND OPERATIONS
Lanes: *Exist.* *Prop.* *Length:* 0.00

Total Project Cost: $233,320
Total Project Authorizations: *$0*
Total Parcels: 0

Phase	Fund	Year	Federal	State	Other	Total
OPR	Transit	2021	$116,660	$0	$116,660	$233,320

Project: **T007148** *Type Work:* Intermodal
Descp: FY 2022-GREENE COUNTY-SEC.5311-CAPITAL AND OPERATIONS
Lanes: *Exist.* 0 *Prop.* 0 *Length:* 0.00

Total Project Cost: $350,330
Total Project Authorizations: *$0*
Total Parcels: 0

Phase	Fund	Year	Federal	State	Other	Total
CAP	Transit	2022	$205,586	$10,140	$134,603	$350,330

Project: **T007230** *Type Work:* Intermodal
Descp: FY 2023-GREENE COUNTY-SEC.5311-CAPITAL AND OPERATIONS
Lanes: *Exist.* 0 *Prop.* 0 *Length:* 0.00

Total Project Cost: $233,320
Total Project Authorizations: *$0*
Total Parcels: 0

Phase	Fund	Year	Federal	State	Other	Total
CAP	Transit	2023	$186,656	$0	$46,664	$233,320

Project: **T007313** *Type Work:* Intermodal
Descp: FY 2024-GREENE COUNTY-SEC.5311-CAPITAL AND OPERATIONS
Lanes: *Exist.* 0 *Prop.* 0 *Length:* 0.00

Phase	Fund	Year	Federal	State	Other	Total
CAP	Transit	2024	$186,656	$0	$46,664	$233,320

Total Project Cost: $233,320
Total Project Authorizations: *$0*
Total Parcels: 0

Greene Totals Summary

County Summary excludes lump sum projects

PI #	Year	Phase	Fund	Federal	State	Other	Total
0006253	2023	CST	State	$0	$80,883,359	$0	$80,883,359
0006253	2023	UTL	State	$0	$13,437,747	$0	$13,437,747
0017232	2022	PE	STBG	$464,000	$116,000	$0	$580,000
0017232	2024	ROW	STBG	$208,800	$52,200	$0	$261,000
T006092	2021	441A2	Transit	$0	$0	$341	$341
T006092	2021	441A2	Transit	$2,731	$0	$0	$2,731
T006092	2021	441A2	Transit	$0	$341	$0	$341
T006434	2021	OPR	Transit	$116,660	$0	$116,660	$233,320
T007148	2022	CAP	Transit	$205,586	$10,140	$134,603	$350,330
T007230	2023	CAP	Transit	$186,656	$0	$46,664	$233,320
T007313	2024	CAP	Transit	$186,656	$0	$46,664	$233,320
				$1,371,089	***$94,499,788***	***$344,933***	***$96,215,810***

Note: Cost estimates in this section show only the county's portion of the project; If the totals are different from the list above it is an indication that the project is in multiple counties.

Habersham

Project: **0013573** *Type Work:* Widening
Descp: SR 105 FROM CR 765/OLD CANNON BRIDGE RD TO CR 234/WALNUT ST
Lanes: *Exist.* 2 *Prop.* 6 *Length:* 4.55

Total Project Cost: $33,470,000
Total Project Authorizations: *$0*
Total Parcels: 0

Phase	Fund	Year	Federal	State	Other	Total
SCP	State	2022	$0	$500,000	$0	$500,000
PE	State	After 2024	$0	$1,000,000	$0	$1,000,000
ROW	State	After 2024	$0	$12,908,250	$0	$12,908,250
ROW	HPP	After 2024	$1,799,800	$449,950	$0	$2,249,750
CST	State	After 2024	$0	$16,812,000	$0	$16,812,000

Project: **0013746** *Type Work:* Replace Bridge
Descp: SR 385 @ HAZEL CREEK IN DEMOREST
Lanes: *Exist.* 2 *Prop.* 2 *Length:* 0.28

Total Project Cost: $6,730,771
Total Project Authorizations: *$2,438,918*
Total Parcels: 14
Project Details: Addresses a deteriorated 90 year old arch structure.

Phase	Fund	Year	Federal	State	Other	Total
SCP	*STP*	*2016*	*$222,334*	*$55,584*	*$0*	*$277,918*
PE	*STBG*	*2017*	*$640,800*	*$160,200*	*$0*	*$801,000*
ROW	*STBG*	*2021*	*$1,088,000*	*$272,000*	*$0*	*$1,360,000*
CST	STBG	2022	$3,265,482	$816,371	$0	$4,081,853
UTL	STBG	2022	$168,000	$42,000	$0	$210,000

Project: **0015636** *Type Work:* Replace Bridge
Descp: CR 225/TUGALO SHORT CUT ROAD @ LITTLE PANTHER CREEK
Lanes: *Exist.* 2 *Prop.* 2 *Length:* 0.40

Total Project Cost: $1,737,700
Total Project Authorizations: *$812,200*
Total Parcels: 3
Project Details: Replaces a structurally deficient substandard local system bridge.

Phase	Fund	Year	Federal	State	Other	Total
PE	*STBG*	*2019*	*$573,360*	*$143,340*	*$0*	*$716,700*
ROW	*Local*	*2018*	*$0*	*$0*	*$95,500*	*$95,500*
ROW	STBG	2021	$76,400	$19,100	$0	$95,500
CST	STBG	After 2024	$640,000	$160,000	$0	$800,000
UTL	STBG	After 2024	$24,000	$6,000	$0	$30,000

Project: **T006089** *Type Work:* Intermodal
Descp: FY 2021-GEORGIA MOUNTAINS RC-SEC.5304-PLANNING
Lanes: *Exist.* *Prop.* *Length:* 0.00

Total Project Cost: $31,905
Total Project Authorizations: *$31,905*
Total Parcels: 0

Phase	Fund	Year	Federal	State	Other	Total
441A2	*Transit*	*2021*	*$25,524*	*$0*	*$0*	*$25,524*
441A2	*Transit*	*2021*	*$0*	*$3,190*	*$0*	*$3,190*
441A2	*Transit*	*2021*	*$0*	*$0*	*$3,191*	*$3,191*

In Banks, Dawson, Forsyth, Franklin, Habersham, Hall, Hart, Lumpkin, Rabun, Stephens, Towns, Union, White County

Project: **T006435** *Type Work:* Intermodal
Descp: FY 2021-HABERSHAM COUNTY-SEC.5311-CAPITAL AND OPERATIONS
Lanes: *Exist.* *Prop.* *Length:*

Total Project Cost: $103,080
Total Project Authorizations: *$0*
Total Parcels: 0

Phase	Fund	Year	Federal	State	Other	Total
OPR	Transit	2021	$51,540	$0	$51,540	$103,080

Project: **T007149** *Type Work:* Intermodal
Descp: FY 2022-HABERSHAM COUNTY-SEC.5311-CAPITAL AND OPERATIONS
Lanes: *Exist.* 0 *Prop.* 0 *Length:* 0.00

Total Project Cost: $122,914
Total Project Authorizations: *$0*
Total Parcels: 0

Phase	Fund	Year	Federal	State	Other	Total
CAP	Transit	2022	$61,457	$0	$61,457	$122,914

Project: **T007231** *Type Work:* Intermodal
Descp: FY 2023-HABERSHAM COUNTY-SEC.5311-CAPITAL AND OPERATIONS
Lanes: *Exist.* 0 *Prop.* 0 *Length:* 0.00

Phase	Fund	Year	Federal	State	Other	Total
CAP	Transit	2023	$82,464	$0	$20,616	$103,080

Total Project Cost: $103,080
Total Project Authorizations: *$0*
Total Parcels: 0

Project: **T007314** *Type Work:* Intermodal
Descp: FY 2024-HABERSHAM COUNTY-SEC.5311-CAPITAL AND OPERATIONS
Lanes: *Exist.* 0 *Prop.* 0 *Length:* 0.00

Phase	Fund	Year	Federal	State	Other	Total
CAP	Transit	2024	$82,464	$0	$20,616	$103,080

Total Project Cost: $103,080
Total Project Authorizations: *$0*
Total Parcels: 0

Habersham Totals Summary

County Summary excludes lump sum projects

PI #	Year	Phase	Fund	Federal	State	Other	Total
0013573	2022	SCP	State	$0	$500,000	$0	$500,000
0013746	2021	ROW	STBG	$1,088,000	$272,000	$0	$1,360,000
0013746	2022	CST	STBG	$3,265,482	$816,371	$0	$4,081,853
0013746	2022	UTL	STBG	$168,000	$42,000	$0	$210,000
0015636	2021	ROW	STBG	$76,400	$19,100	$0	$95,500
T006089	2021	441A2	Transit	$0	$0	$255	$255
T006089	2021	441A2	Transit	$0	$255	$0	$255
T006089	2021	441A2	Transit	$2,042	$0	$0	$2,042
T006435	2021	OPR	Transit	$51,540	$0	$51,540	$103,080
T007149	2022	CAP	Transit	$61,457	$0	$61,457	$122,914
T007231	2023	CAP	Transit	$82,464	$0	$20,616	$103,080
T007314	2024	CAP	Transit	$82,464	$0	$20,616	$103,080
				$4,877,849	***$1,649,726***	***$154,484***	***$6,682,059***

Note: Cost estimates in this section show only the county's portion of the project; If the totals are different from the list above it is an indication that the project is in multiple counties.

Hancock

Project: **0015602** *Type Work:* Replace Bridge
Descp: CR 101/WATER WORKS ROAD @ CSX #279806B 2.1 MI W OF SPARTA
Lanes: *Exist.* 2 *Prop.* 2 *Length:* 0.35

Total Project Cost: $2,036,000
Total Project Authorizations: *$768,000*
Total Parcels: 0
Project Details: Replaces a structurally deficient substandard bridge.

Phase	*Fund*	*Year*	*Federal*	*State*	*Other*	*Total*
PE	*STBG*	*2019*	*$560,000*	*$140,000*	*$0*	*$700,000*
ROW	*Local*	*2019*	*$0*	*$0*	*$68,000*	*$68,000*
ROW	STBG	2021	$54,400	$13,600	$0	$68,000
CST	STBG	2023	$960,000	$240,000	$0	$1,200,000

Project: **0016593** *Type Work:* Replace Bridge
Descp: CR 118/GLEN FORD ROAD @ CSX #279810R
Lanes: *Exist.* 2 *Prop.* 2 *Length:* 0.20

Total Project Cost: $4,580,000
Total Project Authorizations: *$675,000*
Total Parcels: 4

Phase	*Fund*	*Year*	*Federal*	*State*	*Other*	*Total*
PE	*STBG*	*2021*	*$540,000*	*$135,000*	*$0*	*$675,000*
ROW	Local	2024	$0	$0	$75,000	$75,000
ROW	STBG	2024	$120,000	$30,000	$0	$150,000
CST	STBG	After 2024	$2,880,000	$720,000	$0	$3,600,000
UTL	STBG	After 2024	$64,000	$16,000	$0	$80,000

Project: **0016594** *Type Work:* Replace Bridge
Descp: CR 123/DAVIS ROAD @ CSX #279813L
Lanes: *Exist.* 2 *Prop.* 2 *Length:* 0.40

Total Project Cost: $4,480,000
Total Project Authorizations: *$675,000*
Total Parcels: 4

Phase	*Fund*	*Year*	*Federal*	*State*	*Other*	*Total*
PE	*STBG*	*2021*	*$540,000*	*$135,000*	*$0*	*$675,000*
ROW	Local	2023	$0	$0	$75,000	$75,000
ROW	STBG	2023	$120,000	$30,000	$0	$150,000
CST	STBG	After 2024	$2,800,000	$700,000	$0	$3,500,000
UTL	STBG	After 2024	$64,000	$16,000	$0	$80,000

Project: **T006437** *Type Work:* Intermodal
Descp: FY 2021-HANCOCK COUNTY-SEC.5311-CAPITAL AND OPERATIONS
Lanes: *Exist.* *Prop.* *Length:*

Total Project Cost: $104,218
Total Project Authorizations: *$0*
Total Parcels: 0

Phase	*Fund*	*Year*	*Federal*	*State*	*Other*	*Total*
OPR	Transit	2021	$52,109	$0	$52,109	$104,218

Project: **T007151** *Type Work:* Intermodal
Descp: FY 2022-HANCOCK COUNTY-SEC.5311-CAPITAL AND OPERATIONS
Lanes: *Exist.* 0 *Prop.* 0 *Length:* 0.00

Total Project Cost: $244,521
Total Project Authorizations: *$0*
Total Parcels: 0

Phase	*Fund*	*Year*	*Federal*	*State*	*Other*	*Total*
CAP	Transit	2022	$138,017	$5,252	$101,252	$244,521

Project: **T007233** *Type Work:* Intermodal
Descp: FY 2023-HANCOCK COUNTY-SEC.5311-CAPITAL AND OPERATIONS
Lanes: *Exist.* 0 *Prop.* 0 *Length:* 0.00

Total Project Cost: $244,521
Total Project Authorizations: *$0*
Total Parcels: 0

Phase	*Fund*	*Year*	*Federal*	*State*	*Other*	*Total*
CAP	Transit	2023	$138,017	$5,252	$101,252	$244,521

Project: **T007316** *Type Work:* Intermodal
Descp: FY 2024-HANCOCK COUNTY-SEC.5311-CAPITAL AND OPERATIONS
Lanes: *Exist.* 0 *Prop.* 0 *Length:* 0.00

Phase	Fund	Year	Federal	State	Other	Total
CAP	Transit	2024	$83,374	$0	$20,844	$104,218

Total Project Cost: $104,218
Total Project Authorizations: *$0*
Total Parcels: 0

Hancock Totals Summary

County Summary excludes lump sum projects

PI #	Year	Phase	Fund	Federal	State	Other	Total
0015602	2021	ROW	STBG	$54,400	$13,600	$0	$68,000
0015602	2023	CST	STBG	$960,000	$240,000	$0	$1,200,000
0016593	2021	PE	STBG	$540,000	$135,000	$0	$675,000
0016593	2024	ROW	Local	$0	$0	$75,000	$75,000
0016593	2024	ROW	STBG	$120,000	$30,000	$0	$150,000
0016594	2021	PE	STBG	$540,000	$135,000	$0	$675,000
0016594	2023	ROW	Local	$0	$0	$75,000	$75,000
0016594	2023	ROW	STBG	$120,000	$30,000	$0	$150,000
T006437	2021	OPR	Transit	$52,109	$0	$52,109	$104,218
T007151	2022	CAP	Transit	$138,017	$5,252	$101,252	$244,521
T007233	2023	CAP	Transit	$138,017	$5,252	$101,252	$244,521
T007316	2024	CAP	Transit	$83,374	$0	$20,844	$104,218
				$2,745,917	***$594,104***	***$425,457***	***$3,765,478***

Note: Cost estimates in this section show only the county's portion of the project; If the totals are different from the list above it is an indication that the project is in multiple counties.

Haralson

Project: **0015612** *Type Work:* Replace Bridge
Descp: CR 347/MONROE MILL ROAD @ TALLAPOOSA RIVER NE OF TALLAPOOSA
Lanes: *Exist.* 2 *Prop.* 2 *Length:* 0.40

Total Project Cost: $2,830,000
Total Project Authorizations: *$500,000*
Total Parcels: 0

Project Details: Replaces a structurally deficient substandard local system bridge.

Phase	Fund	Year	Federal	State	Other	Total
PE	*STBG*	*2021*	*$400,000*	*$100,000*	*$0*	*$500,000*
ROW	STBG	2023	$100,000	$25,000	$0	$125,000
ROW	Local	2023	$0	$0	$125,000	$125,000
CST	STBG	After 2024	$1,600,000	$400,000	$0	$2,000,000
UTL	STBG	After 2024	$64,000	$16,000	$0	$80,000

Project: **T006093** *Type Work:* Intermodal
Descp: FY 2021-NORTHWEST GEORGIA RC-SEC.5304-PLANNING
Lanes: *Exist.* *Prop.* *Length:* 0.00

Total Project Cost: $37,990
Total Project Authorizations: *$37,990*
Total Parcels: 0

Phase	Fund	Year	Federal	State	Other	Total
441A2	*Transit*	*2021*	*$0*	*$3,799*	*$0*	*$3,799*
441A2	*Transit*	*2021*	*$30,392*	*$0*	*$0*	*$30,392*
441A2	*Transit*	*2021*	*$0*	*$0*	*$3,799*	*$3,799*

In Bartow, Catoosa, Chattooga, Dade, Fannin, Floyd, Gilmer, Gordon, Haralson, Murray, Paulding, Pickens, Polk, Walker, Whitfield County

Project: **T006438** *Type Work:* Intermodal
Descp: FY 2021-HARALSON COUNTY-SEC.5311-CAPITAL AND OPERATIONS
Lanes: *Exist.* *Prop.* *Length:*

Total Project Cost: $218,272
Total Project Authorizations: *$0*
Total Parcels: 0

Phase	Fund	Year	Federal	State	Other	Total
OPR	Transit	2021	$109,136	$0	$109,136	$218,272

Project: **T007152** *Type Work:* Intermodal
Descp: FY 2022-HARALSON COUNTY-SEC.5311-CAPITAL AND OPERATIONS
Lanes: *Exist.* 0 *Prop.* 0 *Length:* 0.00

Total Project Cost: $288,033
Total Project Authorizations: *$0*
Total Parcels: 0

Phase	Fund	Year	Federal	State	Other	Total
CAP	Transit	2022	$159,773	$5,252	$123,008	$288,033

Project: **T007234** *Type Work:* Intermodal
Descp: FY 2023-HARALSON COUNTY-SEC.5311-CAPITAL AND OPERATIONS
Lanes: *Exist.* 0 *Prop.* 0 *Length:* 0.00

Total Project Cost: $218,272
Total Project Authorizations: *$0*
Total Parcels: 0

Phase	Fund	Year	Federal	State	Other	Total
CAP	Transit	2023	$174,618	$0	$43,654	$218,272

Project: **T007317** *Type Work:* Intermodal
Descp: FY 2024-HARALSON COUNTY-SEC.5311-CAPITAL AND OPERATIONS
Lanes: *Exist.* 0 *Prop.* 0 *Length:* 0.00

Total Project Cost: $218,272
Total Project Authorizations: *$0*
Total Parcels: 0

Phase	Fund	Year	Federal	State	Other	Total
CAP	Transit	2024	$174,618	$0	$43,654	$218,272

Haralson Totals Summary

County Summary excludes lump sum projects

PI #	Year	Phase	Fund	Federal	State	Other	Total
0015612	2021	PE	STBG	$400,000	$100,000	$0	$500,000
0015612	2023	ROW	Local	$0	$0	$125,000	$125,000
0015612	2023	ROW	STBG	$100,000	$25,000	$0	$125,000
T006093	2021	441A2	Transit	$0	$0	$228	$228
T006093	2021	441A2	Transit	$1,824	$0	$0	$1,824
T006093	2021	441A2	Transit	$0	$228	$0	$228
T006438	2021	OPR	Transit	$109,136	$0	$109,136	$218,272
T007152	2022	CAP	Transit	$159,773	$5,252	$123,008	$288,033
T007234	2023	CAP	Transit	$174,618	$0	$43,654	$218,272
T007317	2024	CAP	Transit	$174,618	$0	$43,654	$218,272
				$1,119,968	***$130,480***	***$444,681***	***$1,695,128***

Note: Cost estimates in this section show only the county's portion of the project; If the totals are different from the list above it is an indication that the project is in multiple counties.

Harris

Project: **0016520** *Type Work:* Replace Bridge
Descp: SR 103 @ MOUNTAIN OAK CREEK 5.5 MI SW OF WHITESVILLE
Lanes: *Exist.* 2 *Prop.* 2 *Length:* 0.40

Total Project Cost: $6,581,000
Total Project Authorizations: *$931,000*
Total Parcels: 4

Phase	Fund	Year	Federal	State	Other	Total
PE	*STBG*	*2020*	*$744,800*	*$186,200*	*$0*	*$931,000*
ROW	STBG	2024	$200,000	$50,000	$0	$250,000
CST	STBG	After 2024	$4,240,000	$1,060,000	$0	$5,300,000
UTL	STBG	After 2024	$80,000	$20,000	$0	$100,000

Project: **0016521** *Type Work:* Replace Bridge
Descp: SR 103 @ HOUSE CREEK 6.5 MI SE OF WEST POINT
Lanes: *Exist.* 2 *Prop.* 2 *Length:* 0.40

Total Project Cost: $4,085,000
Total Project Authorizations: *$935,000*
Total Parcels: 4

Phase	Fund	Year	Federal	State	Other	Total
PE	*STBG*	*2020*	*$748,000*	*$187,000*	*$0*	*$935,000*
ROW	STBG	2024	$200,000	$50,000	$0	$250,000
CST	STBG	After 2024	$2,240,000	$560,000	$0	$2,800,000
UTL	STBG	After 2024	$80,000	$20,000	$0	$100,000

Project: **0016522** *Type Work:* Replace Bridge
Descp: SR 103 @ SAND CREEK 5.5 MI SE OF WEST POINT
Lanes: *Exist.* 2 *Prop.* 2 *Length:* 0.40

Total Project Cost: $4,084,000
Total Project Authorizations: *$934,000*
Total Parcels: 4

Phase	Fund	Year	Federal	State	Other	Total
PE	*STBG*	*2020*	*$747,200*	*$186,800*	*$0*	*$934,000*
ROW	STBG	2024	$200,000	$50,000	$0	$250,000
CST	STBG	After 2024	$2,240,000	$560,000	$0	$2,800,000
UTL	STBG	After 2024	$80,000	$20,000	$0	$100,000

Project: **T006094** *Type Work:* Intermodal
Descp: FY 2021-RIVER VALLEY RC-SEC.5304-PLANNING
Lanes: *Exist.* *Prop.* *Length:* 0.00

Total Project Cost: $24,140
Total Project Authorizations: *$24,140*
Total Parcels: 0

Phase	Fund	Year	Federal	State	Other	Total
441A2	*Transit*	*2021*	*$0*	*$2,414*	*$0*	*$2,414*
441A2	*Transit*	*2021*	*$0*	*$0*	*$2,414*	*$2,414*
441A2	*Transit*	*2021*	*$19,312*	*$0*	*$0*	*$19,312*

In Chattahoochee, Clay, Crisp, Dooly, Harris, Macon, Marion, Muscogee, Quitman, Randolph, Schley, Stewart, Sumter, Talbot, Taylor, Webster County

Project: **T006466** *Type Work:* Intermodal
Descp: FY 2021-RIVER VALLEY RC-SEC.5311-MOBILITY MGMT
Lanes: *Exist.* *Prop.* *Length:* 0.00

Total Project Cost: $131,250
Total Project Authorizations: *$0*
Total Parcels: 0

Phase	Fund	Year	Federal	State	Other	Total
CAP	Transit	2021	$105,000	$0	$26,250	$131,250

In Chattahoochee, Clay, Crisp, Dooly, Harris, Macon, Marion, Muscogee, Quitman, Randolph, Schley, Stewart, Sumter, Talbot, Taylor, Webster County

Project: **T007177** *Type Work:* Intermodal
Descp: FY 2022-RIVER VALLEY RC-SEC.5311-MOBILITY MGMT
Lanes: *Exist.* 0 *Prop.* 0 *Length:* 0.00

Total Project Cost: $96,263
Total Project Authorizations: *$0*
Total Parcels: 0

Phase	Fund	Year	Federal	State	Other	Total
CAP	Transit	2022	$77,010	$9,626	$9,626	$96,263

In Chattahoochee, Clay, Crisp, Dooly, Harris, Macon, Marion, Muscogee, Quitman, Randolph, Schley, Stewart, Sumter, Talbot, Taylor, Webster County

Project: **T007259** *Type Work:* Intermodal
Descp: FY 2023-RIVER VALLEY RC-SEC.5311-MOBILITY MGMT
Lanes: *Exist.* 0 *Prop.* 0 *Length:* 0.00

Phase	Fund	Year	Federal	State	Other	Total
CAP	Transit	2023	$105,000	$0	$26,250	$131,250

Total Project Cost: $131,250
Total Project Authorizations: *$0*
Total Parcels: 0
In Chattahoochee, Clay, Crisp, Dooly, Harris, Macon, Marion, Muscogee, Quitman, Randolph, Schley, Stewart, Sumter, Talbot, Taylor, Webster County

Project: **T007343** *Type Work:* Intermodal
Descp: FY 2024-RIVER VALLEY RC-SEC.5311-MOBILITY MGMT
Lanes: *Exist.* 0 *Prop.* 0 *Length:* 0.00

Phase	Fund	Year	Federal	State	Other	Total
CAP	Transit	2024	$105,000	$0	$26,250	$131,250

Total Project Cost: $131,250
Total Project Authorizations: *$0*
Total Parcels: 0
In Chattahoochee, Clay, Crisp, Dooly, Harris, Macon, Marion, Muscogee, Quitman, Randolph, Schley, Stewart, Sumter, Talbot, Taylor, Webster County

Harris Totals Summary

County Summary excludes lump sum projects

PI #	Year	Phase	Fund	Federal	State	Other	Total
0016520	2024	ROW	STBG	$200,000	$50,000	$0	$250,000
0016521	2024	ROW	STBG	$200,000	$50,000	$0	$250,000
0016522	2024	ROW	STBG	$200,000	$50,000	$0	$250,000
T006094	2021	441A2	Transit	$0	$0	$217	$217
T006094	2021	441A2	Transit	$1,738	$0	$0	$1,738
T006094	2021	441A2	Transit	$0	$217	$0	$217
T006466	2021	CAP	Transit	$9,450	$0	$2,362	$11,812
T007177	2022	CAP	Transit	$3,851	$481	$481	$4,813
T007259	2023	CAP	Transit	$10,500	$0	$2,625	$13,125
T007343	2024	CAP	Transit	$9,450	$0	$2,362	$11,812
				$634,989	***$150,699***	***$8,049***	***$793,736***

Note: Cost estimates in this section show only the county's portion of the project; If the totals are different from the list above it is an indication that the project is in multiple counties.

Hart

Project: **0013747** *Type Work:* Replace Bridge
Descp: SR 8 @ BEAVERDAM CREEK 1.7 MI E OF ROYSTON
Lanes: *Exist.* 2 *Prop.* 2 *Length:* 0.20

Total Project Cost: $4,178,115
Total Project Authorizations: *$1,230,000*
Total Parcels: 4
Project Details: Replaces a structurally deficient 92 year old bridge

Phase	Fund	Year	Federal	State	Other	Total
PE	*STBG*	*2016*	*$888,000*	*$222,000*	*$0*	*$1,110,000*
ROW	*STBG*	*2020*	*$96,000*	*$24,000*	*$0*	*$120,000*
CST	STBG	2023	$2,321,037	$580,259	$0	$2,901,297
UTL	STBG	2023	$37,454	$9,364	$0	$46,818

Project: **0013811** *Type Work:* Replace Bridge
Descp: SR 77 SPUR @ LITTLE COLDWATER CREEK 6.5 MI SE OF HARTWELL
Lanes: *Exist.* 2 *Prop.* 2 *Length:* 0.20

Total Project Cost: $3,804,279
Total Project Authorizations: *$1,367,006*
Total Parcels: 6
Project Details: Replaces a substandard deteriorated bridges.

Phase	Fund	Year	Federal	State	Other	Total
PE	*STBG*	*2016*	*$648,000*	*$162,000*	*$0*	*$810,000*
PE	*STBG*	*2016*	*$325,605*	*$81,401*	*$0*	*$407,006*
ROW	*STBG*	*2020*	*$120,000*	*$30,000*	*$0*	*$150,000*
CST	STBG	2022	$1,889,843	$472,461	$0	$2,362,304
UTL	STBG	2022	$59,976	$14,994	$0	$74,970

Project: **0013812** *Type Work:* Replace Bridge
Descp: SR 77 SPUR @ CEDAR CREEK 7.5 MI SE OF HARTWELL
Lanes: *Exist.* 2 *Prop.* 2 *Length:* 0.30

Total Project Cost: $4,709,325
Total Project Authorizations: *$1,405,000*
Total Parcels: 6
Project Details: Replaces a substandard deteriorated bridges.

Phase	Fund	Year	Federal	State	Other	Total
PE	*STBG*	*2016*	*$648,000*	*$162,000*	*$0*	*$810,000*
PE	*STBG*	*2016*	*$268,000*	*$67,000*	*$0*	*$335,000*
ROW	*STBG*	*2020*	*$208,000*	*$52,000*	*$0*	*$260,000*
CST	STBG	2022	$2,614,900	$653,725	$0	$3,268,625
UTL	STBG	2022	$28,560	$7,140	$0	$35,700

Project: **T006089** *Type Work:* Intermodal
Descp: FY 2021-GEORGIA MOUNTAINS RC-SEC.5304-PLANNING
Lanes: *Exist.* *Prop.* *Length:* 0.00

Total Project Cost: $31,905
Total Project Authorizations: *$31,905*
Total Parcels: 0

Phase	Fund	Year	Federal	State	Other	Total
441A2	*Transit*	*2021*	*$25,524*	*$0*	*$0*	*$25,524*
441A2	*Transit*	*2021*	*$0*	*$3,190*	*$0*	*$3,190*
441A2	*Transit*	*2021*	*$0*	*$0*	*$3,191*	*$3,191*

In Banks, Dawson, Forsyth, Franklin, Habersham, Hall, Hart, Lumpkin, Rabun, Stephens, Towns, Union, White County

Project: **T006439** *Type Work:* Intermodal
Descp: FY 2021-HART COUNTY-SEC.5311-OPERATIONS ONLY
Lanes: *Exist.* *Prop.* *Length:*

Total Project Cost: $105,726
Total Project Authorizations: *$0*
Total Parcels: 0

Phase	Fund	Year	Federal	State	Other	Total
OPR	Transit	2021	$52,863	$0	$52,863	$105,726

Project: **T007153** *Type Work:* Intermodal
Descp: FY 2022-HART COUNTY-SEC.5311-CAPITAL AND OPERATIONS
Lanes: *Exist.* 0 *Prop.* 0 *Length:* 0.00

Total Project Cost: $172,701
Total Project Authorizations: *$0*
Total Parcels: 0

Phase	Fund	Year	Federal	State	Other	Total
CAP	Transit	2022	$102,107	$5,252	$65,342	$172,701

Project: **T007235** *Type Work:* Intermodal
Descp: FY 2023-HART COUNTY-SEC.5311-CAPITAL AND OPERATIONS
Lanes: *Exist.* 0 *Prop.* 0 *Length:* 0.00

Total Project Cost: $105,726
Total Project Authorizations: *$0*
Total Parcels: 0

Phase	Fund	Year	Federal	State	Other	Total
CAP	Transit	2023	$84,581	$0	$21,145	$105,726

Project: **T007318** *Type Work:* Intermodal
Descp: FY 2024-HART COUNTY-SEC.5311-CAPITAL AND OPERATIONS
Lanes: *Exist.* 0 *Prop.* 0 *Length:* 0.00

Total Project Cost: $105,726
Total Project Authorizations: *$0*
Total Parcels: 0

Phase	Fund	Year	Federal	State	Other	Total
CAP	Transit	2024	$84,581	$0	$21,145	$105,726

Hart Totals Summary

County Summary excludes lump sum projects

PI #	Year	Phase	Fund	Federal	State	Other	Total
0013747	2023	CST	STBG	$2,321,037	$580,259	$0	$2,901,297
0013747	2023	UTL	STBG	$37,454	$9,364	$0	$46,818
0013811	2022	CST	STBG	$1,889,843	$472,461	$0	$2,362,304
0013811	2022	UTL	STBG	$59,976	$14,994	$0	$74,970
0013812	2022	CST	STBG	$2,614,900	$653,725	$0	$3,268,625
0013812	2022	UTL	STBG	$28,560	$7,140	$0	$35,700
T006089	2021	441A2	Transit	$0	$0	$223	$223
T006089	2021	441A2	Transit	$0	$223	$0	$223
T006089	2021	441A2	Transit	$1,787	$0	$0	$1,787
T006439	2021	OPR	Transit	$52,863	$0	$52,863	$105,726
T007153	2022	CAP	Transit	$102,107	$5,252	$65,342	$172,701
T007235	2023	CAP	Transit	$84,581	$0	$21,145	$105,726
T007318	2024	CAP	Transit	$84,581	$0	$21,145	$105,726
				$7,277,689	***$1,743,418***	***$160,719***	***$9,181,826***

Note: Cost estimates in this section show only the county's portion of the project; If the totals are different from the list above it is an indication that the project is in multiple counties.

Heard

Project: **0014168** *Type Work:* Replace Bridge
Descp: SR 34 @ CHATTAHOOCHEE RIVER TRIB & @ DANIEL SHOALS CREEK
Lanes: *Exist.* 2 *Prop.* 2 *Length:* 0.60

Total Project Cost: $7,247,840
Total Project Authorizations: *$1,455,000*
Total Parcels: 4
Project Details: Replaces 2 deteriorated substandard 78 year old bridges on high priority route

Phase	Fund	Year	Federal	State	Other	Total
PE	*STBG*	*2017*	*$980,000*	*$245,000*	*$0*	*$1,225,000*
ROW	*STBG*	*2020*	*$184,000*	*$46,000*	*$0*	*$230,000*
CST	STBG	2023	$4,446,063	$1,111,516	$0	$5,557,579
UTL	STBG	2023	$188,208	$47,052	$0	$235,260

Project: **T006097** *Type Work:* Intermodal
Descp: FY 2021-THREE RIVERS RC-SEC.5304-PLANNING
Lanes: *Exist.* *Prop.* *Length:* 0.00

Total Project Cost: $38,570
Total Project Authorizations: *$38,570*
Total Parcels: 0

Phase	Fund	Year	Federal	State	Other	Total
441A2	*Transit*	*2021*	*$0*	*$0*	*$3,857*	*$3,857*
441A2	*Transit*	*2021*	*$30,856*	*$0*	*$0*	*$30,856*
441A2	*Transit*	*2021*	*$0*	*$3,857*	*$0*	*$3,857*

In Butts, Carroll, Coweta, Heard, Lamar, Meriwether, Pike, Spalding, Troup, Upson County

Project: **T006440** *Type Work:* Intermodal
Descp: FY 2021-HEARD COUNTY-SEC.5311-OPERATIONS ONLY
Lanes: *Exist.* *Prop.* *Length:*

Total Project Cost: $143,112
Total Project Authorizations: *$0*
Total Parcels: 0

Phase	Fund	Year	Federal	State	Other	Total
OPR	Transit	2021	$71,556	$0	$71,556	$143,112

Project: **T006561** *Type Work:* Intermodal
Descp: FY 2021-THREE RIVERS RC-SEC.5311-MOBILITY MGMT
Lanes: *Exist.* *Prop.* *Length:* 0.00

Total Project Cost: $135,000
Total Project Authorizations: *$0*
Total Parcels: 0

Phase	Fund	Year	Federal	State	Other	Total
CAP	Transit	2021	$108,000	$0	$27,000	$135,000

In Butts, Carroll, Coweta, Heard, Lamar, Meriwether, Pike, Spalding, Troup, Upson County

Project: **T007154** *Type Work:* Intermodal
Descp: FY 2022-HEARD COUNTY-SEC.5311-CAPITAL AND OPERATIONS
Lanes: *Exist.* 0 *Prop.* 0 *Length:* 0.00

Total Project Cost: $248,242
Total Project Authorizations: *$0*
Total Parcels: 0

Phase	Fund	Year	Federal	State	Other	Total
CAP	Transit	2022	$156,594	$10,824	$80,824	$248,242

Project: **T007236** *Type Work:* Intermodal
Descp: FY 2023-HEARD COUNTY-SEC.5311-CAPITAL AND OPERATIONS
Lanes: *Exist.* 0 *Prop.* 0 *Length:* 0.00

Total Project Cost: $143,112
Total Project Authorizations: *$0*
Total Parcels: 0

Phase	Fund	Year	Federal	State	Other	Total
CAP	Transit	2023	$114,490	$0	$28,622	$143,112

Project: **T007319** *Type Work:* Intermodal
Descp: FY 2024-HEARD COUNTY-SEC.5311-CAPITAL AND OPERATIONS
Lanes: *Exist.* 0 *Prop.* 0 *Length:* 0.00

Phase	Fund	Year	Federal	State	Other	Total
CAP	Transit	2024	$114,490	$0	$28,622	$143,112

Total Project Cost: $143,112
Total Project Authorizations: *$0*
Total Parcels: 0

Heard Totals Summary

County Summary excludes lump sum projects

PI #	Year	Phase	Fund	Federal	State	Other	Total
0014168	2023	CST	STBG	$4,446,063	$1,111,516	$0	$5,557,579
0014168	2023	UTL	STBG	$188,208	$47,052	$0	$235,260
T006097	2021	441A2	Transit	$2,777	$0	$0	$2,777
T006097	2021	441A2	Transit	$0	$0	$347	$347
T006097	2021	441A2	Transit	$0	$347	$0	$347
T006440	2021	OPR	Transit	$71,556	$0	$71,556	$143,112
T006561	2021	CAP	Transit	$9,720	$0	$2,430	$12,150
T007154	2022	CAP	Transit	$156,594	$10,824	$80,824	$248,242
T007236	2023	CAP	Transit	$114,490	$0	$28,622	$143,112
T007319	2024	CAP	Transit	$114,490	$0	$28,622	$143,112
				$5,103,898	***$1,169,739***	***$212,402***	***$6,486,039***

Note: Cost estimates in this section show only the county's portion of the project; If the totals are different from the list above it is an indication that the project is in multiple counties.

Irwin

Project: **0013732** *Type Work:* Passing Lanes
Descp: SR 35 FM MT OLIVE CHURCH RD/TIFT TO BUGLE LN RD/IRWIN @2 LOC
Lanes: *Exist.* 2 *Prop.* 2 *Length:* 3.59

Total Project Cost: $7,882,003
Total Project Authorizations: *$2,760,710*
Total Parcels: 31

Phase	Fund	Year	Federal	State	Other	Total
PE	*STBG*	*2016*	*$576,000*	*$144,000*	*$0*	*$720,000*
PE	*State*	*2019*	*$0*	*$382,529*	*$0*	*$382,529*
ROW	*State*	*2019*	*$0*	*$1,658,181*	*$0*	*$1,658,181*
CST	Bond	2021	$0	$0	$4,539,392	$4,539,392
UTL	Bond	2021	$0	$0	$581,900	$581,900

In Irwin, Tift County

Project: **0016588** *Type Work:* Replace Bridge
Descp: CR 181/SATILLA ROAD @ WILLACOOCHEE RIVER OVERFLOW
Lanes: *Exist.* 2 *Prop.* 2 *Length:* 0.40

Total Project Cost: $1,980,000
Total Project Authorizations: *$675,000*
Total Parcels: 0

Phase	Fund	Year	Federal	State	Other	Total
PE	*STBG*	*2021*	*$540,000*	*$135,000*	*$0*	*$675,000*
ROW	STBG	2023	$120,000	$30,000	$0	$150,000
ROW	Local	2023	$0	$0	$75,000	$75,000
CST	STBG	After 2024	$800,000	$200,000	$0	$1,000,000
UTL	STBG	After 2024	$64,000	$16,000	$0	$80,000

Project: **T006095** *Type Work:* Intermodal
Descp: FY 2021-SOUTHERN GEORGIA RC-SEC.5304-PLANNING
Lanes: *Exist.* *Prop.* *Length:* 0.00

Total Project Cost: $35,360
Total Project Authorizations: *$35,360*
Total Parcels: 0

Phase	Fund	Year	Federal	State	Other	Total
441A2	*Transit*	*2021*	*$28,288*	*$0*	*$0*	*$28,288*
441A2	*Transit*	*2021*	*$0*	*$3,536*	*$0*	*$3,536*
441A2	*Transit*	*2021*	*$0*	*$0*	*$3,536*	*$3,536*

In Atkinson, Bacon, Ben Hill, Berrien, Brantley, Brooks, Charlton, Clinch, Coffee, Cook, Echols, Irwin, Lanier, Lowndes, Pierce, Tift, Turner, Ware County

Project: **T006456** *Type Work:* Intermodal
Descp: FY 2021-SOUTHERN GEORGIA RC-SEC.5311-CAPITAL AND OPERATIONS
Lanes: *Exist.* *Prop.* *Length:*

Total Project Cost: $257,734
Total Project Authorizations: *$0*
Total Parcels: 0

Phase	Fund	Year	Federal	State	Other	Total
OPR	Transit	2021	$128,867	$0	$128,867	$257,734

In Atkinson, Bacon, Ben Hill, Berrien, Brantley, Brooks, Charlton, Clinch, Coffee, Cook, Echols, Irwin, Lanier, Lowndes, Pierce, Tift, Turner, Ware County

Irwin Totals Summary

County Summary excludes lump sum projects

PI #	Year	Phase	Fund	Federal	State	Other	Total
0013732	2021	CST	Bond	$0	$0	$2,315,090	$2,315,090
0013732	2021	UTL	Bond	$0	$0	$296,769	$296,769
0016588	2021	PE	STBG	$540,000	$135,000	$0	$675,000
0016588	2023	ROW	Local	$0	$0	$75,000	$75,000
0016588	2023	ROW	STBG	$120,000	$30,000	$0	$150,000
T006095	2021	441A2	Transit	$0	$0	$177	$177
T006095	2021	441A2	Transit	$1,414	$0	$0	$1,414
T006095	2021	441A2	Transit	$0	$177	$0	$177
T006456	2021	OPR	Transit	$7,732	$0	$7,732	$15,464
				$669,146	***$165,177***	***$2,694,768***	***$3,529,091***

Note: Cost estimates in this section show only the county's portion of the project; If the totals are different from the list above it is an indication that the project is in multiple counties.

Jackson

Project: **0013819** *Type Work:* Replace Bridge
Descp: SR 82 @ MIDDLE OCONEE RIVER 5 MI NE OF STATHAM
Lanes: *Exist.* 2 *Prop.* 2 *Length:* 0.46

Total Project Cost: $6,168,569
Total Project Authorizations: *$1,720,000*
Total Parcels: 13

Project Details: Replaces a load restricted bridge.

Phase	*Fund*	*Year*	*Federal*	*State*	*Other*	*Total*
PE	*STBG*	*2016*	*$1,088,000*	*$272,000*	*$0*	*$1,360,000*
ROW	*STBG*	*2020*	*$288,000*	*$72,000*	*$0*	*$360,000*
CST	STBG	2022	$3,533,151	$883,288	$0	$4,416,439
UTL	STBG	2022	$25,704	$6,426	$0	$32,130

In Barrow, Jackson County

Project: **0014076** *Type Work:* Replace Bridge
Descp: I-85 SB & NB @CR 296/RIDGEWAY CHURCH RD 3.3 MI N OF COMMERCE
Lanes: *Exist.* *Prop.* *Length:* 0.60

Total Project Cost: $8,306,222
Total Project Authorizations: *$1,250,000*
Total Parcels: 0
Project Details: Replaces 2 deteriorated substandard bridges

Phase	*Fund*	*Year*	*Federal*	*State*	*Other*	*Total*
PE	*NHPP*	*2017*	*$1,000,000*	*$250,000*	*$0*	*$1,250,000*
CST	NHPP	2023	$5,644,978	$1,411,244	$0	$7,056,222

Project: **0015245** *Type Work:* Widening
Descp: I-85 FROM N OF SR 11 TO N OF SR 82
Lanes: *Exist.* 4 *Prop.* 6 *Length:* 3.70

Total Project Cost: $85,000,000
Total Project Authorizations: *$10,000,000*
Total Parcels: 0

Phase	*Fund*	*Year*	*Federal*	*State*	*Other*	*Total*
PE	*NHPP*	*2021*	*$4,000,000*	*$1,000,000*	*$0*	*$5,000,000*
PE	*State*	*2021*	*$0*	*$5,000,000*	*$0*	*$5,000,000*
CST	NHPP	2021	$60,000,000	$15,000,000	$0	$75,000,000

Project: **0016523** *Type Work:* Replace Bridge
Descp: I-85 @ CR 229/VALENTINE INDUSTRIAL PKWY NW OF JEFFERSON
Lanes: *Exist.* 4 *Prop.* 4 *Length:* 0.40

Total Project Cost: $5,500,000
Total Project Authorizations: *$750,000*
Total Parcels: 4

Phase	*Fund*	*Year*	*Federal*	*State*	*Other*	*Total*
PE	*NHPP*	*2020*	*$600,000*	*$150,000*	*$0*	*$750,000*
ROW	NHPP	2024	$200,000	$50,000	$0	$250,000
CST	NHPP	After 2024	$3,520,000	$880,000	$0	$4,400,000
UTL	NHPP	After 2024	$80,000	$20,000	$0	$100,000

Project: **T006092** *Type Work:* Intermodal
Descp: FY 2021-NORTHEAST GEORGIA RC-SEC.5304-PLANNING
Lanes: *Exist.* *Prop.* *Length:* 0.00

Total Project Cost: $31,035
Total Project Authorizations: *$31,035*
Total Parcels: 0

Phase	*Fund*	*Year*	*Federal*	*State*	*Other*	*Total*
441A2	*Transit*	*2021*	*$0*	*$0*	*$3,104*	*$3,104*
441A2	*Transit*	*2021*	*$24,828*	*$0*	*$0*	*$24,828*
441A2	*Transit*	*2021*	*$0*	*$3,103*	*$0*	*$3,103*

In Barrow, Clarke, Elbert, Greene, Jackson, Jasper, Madison, Morgan, Newton, Oconee, Oglethorpe, Walton County

Project: **T006442** *Type Work:* Intermodal
Descp: FY 2021-JACKSON COUNTY-SEC.5311-OPERATIONS ONLY
Lanes: *Exist.* *Prop.* *Length:*

Total Project Cost: $126,252
Total Project Authorizations: *$0*
Total Parcels: 0

Phase	*Fund*	*Year*	*Federal*	*State*	*Other*	*Total*
OPR	Transit	2021	$63,126	$0	$63,126	$126,252

Project: **T007156** *Type Work:* Intermodal
Descp: FY 2022-JACKSON COUNTY-SEC.5311-CAPITAL AND OPERATIONS
Lanes: *Exist.* 0 *Prop.* 0 *Length:* 0.00

Total Project Cost: $174,773
Total Project Authorizations: *$0*
Total Parcels: 0

Phase	Fund	Year	Federal	State	Other	Total
CAP	Transit	2022	$103,143	$5,252	$66,378	$174,773

Project: **T007238** *Type Work:* Intermodal
Descp: FY 2023-JACKSON COUNTY-SEC.5311-CAPITAL AND OPERATIONS
Lanes: *Exist.* 0 *Prop.* 0 *Length:* 0.00

Total Project Cost: $126,252
Total Project Authorizations: *$0*
Total Parcels: 0

Phase	Fund	Year	Federal	State	Other	Total
CAP	Transit	2023	$101,002	$0	$25,250	$126,252

Project: **T007321** *Type Work:* Intermodal
Descp: FY 2024-JACKSON COUNTY-SEC.5311-CAPITAL AND OPERATIONS
Lanes: *Exist.* 0 *Prop.* 0 *Length:* 0.00

Total Project Cost: $126,252
Total Project Authorizations: *$0*
Total Parcels: 0

Phase	Fund	Year	Federal	State	Other	Total
CAP	Transit	2024	$101,002	$0	$25,250	$126,252

Jackson Totals Summary

County Summary excludes lump sum projects

PI #	Year	Phase	Fund	Federal	State	Other	Total
0013819	2022	CST	STBG	$1,766,576	$441,644	$0	$2,208,220
0013819	2022	UTL	STBG	$12,852	$3,213	$0	$16,065
0014076	2023	CST	NHPP	$5,644,978	$1,411,244	$0	$7,056,222
0015245	2021	PE	NHPP	$4,000,000	$1,000,000	$0	$5,000,000
0015245	2021	PE	State	$0	$5,000,000	$0	$5,000,000
0015245	2021	CST	NHPP	$60,000,000	$15,000,000	$0	$75,000,000
0016523	2024	ROW	NHPP	$200,000	$50,000	$0	$250,000
T006092	2021	441A2	Transit	$0	$0	$279	$279
T006092	2021	441A2	Transit	$2,235	$0	$0	$2,235
T006092	2021	441A2	Transit	$0	$279	$0	$279
T006442	2021	OPR	Transit	$63,126	$0	$63,126	$126,252
T007156	2022	CAP	Transit	$103,143	$5,252	$66,378	$174,773
T007238	2023	CAP	Transit	$101,002	$0	$25,250	$126,252
T007321	2024	CAP	Transit	$101,002	$0	$25,250	$126,252
				$71,994,912	***$22,911,633***	***$180,284***	***$95,086,829***

Note: Cost estimates in this section show only the county's portion of the project; If the totals are different from the list above it is an indication that the project is in multiple counties.

Jasper

Project: **0013813** *Type Work:* Replace Bridge
Descp: SR 83 @ LEE CREEK & @ OCMULGEE RIVER 11 MI NE OF FORSYTH
Lanes: *Exist.* 2 *Prop.* 2 *Length:* 0.75

Total Project Cost: $13,034,534
Total Project Authorizations: *$1,666,000*
Total Parcels: 5

Phase	Fund	Year	Federal	State	Other	Total
PE	*Bridge*	*2016*	*$532,800*	*$133,200*	*$0*	*$666,000*
PE	*STBG*	*2016*	*$800,000*	*$200,000*	*$0*	*$1,000,000*
ROW	STBG	2022	$400,000	$100,000	$0	$500,000
CST	STBG	After 2024	$8,686,866	$2,171,717	$0	$10,858,583
UTL	STBG	After 2024	$7,961	$1,990	$0	$9,951

In Jasper, Monroe County

Project Details: Replaces 2 substandard deteriorated bridges.

Project: **0015633** *Type Work:* Replace Bridge
Descp: CR 362/POST ROAD @ MURDER CREEK 7.7 MI N OF MONTICELLO
Lanes: *Exist.* 2 *Prop.* 2 *Length:* 0.40

Total Project Cost: $2,260,000
Total Project Authorizations: *$500,000*
Total Parcels: 0

Phase	Fund	Year	Federal	State	Other	Total
PE	*STBG*	*2021*	*$400,000*	*$100,000*	*$0*	*$500,000*
ROW	Local	2023	$0	$0	$125,000	$125,000
ROW	STBG	2023	$100,000	$25,000	$0	$125,000
CST	STBG	After 2024	$1,200,000	$300,000	$0	$1,500,000
UTL	STBG	After 2024	$8,000	$2,000	$0	$10,000

Project Details: Replaces a substandard local system bridge.

Project: **0015634** *Type Work:* Replace Bridge
Descp: CR 362/POST ROAD @ PITTMAN CREEK 8.7 MI N OF MONTICELLO
Lanes: *Exist.* 2 *Prop.* 2 *Length:* 0.40

Total Project Cost: $2,850,000
Total Project Authorizations: *$500,000*
Total Parcels: 0

Phase	Fund	Year	Federal	State	Other	Total
PE	*STBG*	*2021*	*$400,000*	*$100,000*	*$0*	*$500,000*
ROW	STBG	2023	$100,000	$25,000	$0	$125,000
ROW	Local	2023	$0	$0	$125,000	$125,000
CST	STBG	After 2024	$1,680,000	$420,000	$0	$2,100,000

Project Details: Replaces a structurally deficient substandard local system bridge.

Project: **T006092** *Type Work:* Intermodal
Descp: FY 2021-NORTHEAST GEORGIA RC-SEC.5304-PLANNING
Lanes: *Exist.* *Prop.* *Length:* 0.00

Total Project Cost: $31,035
Total Project Authorizations: *$31,035*
Total Parcels: 0

Phase	Fund	Year	Federal	State	Other	Total
441A2	*Transit*	*2021*	*$0*	*$0*	*$3,104*	*$3,104*
441A2	*Transit*	*2021*	*$24,828*	*$0*	*$0*	*$24,828*
441A2	*Transit*	*2021*	*$0*	*$3,103*	*$0*	*$3,103*

In Barrow, Clarke, Elbert, Greene, Jackson, Jasper, Madison, Morgan, Newton, Oconee, Oglethorpe, Walton County

Jasper Totals Summary

County Summary excludes lump sum projects

PI #	Year	Phase	Fund	Federal	State	Other	Total
0013813	2022	ROW	STBG	$136,000	$34,000	$0	$170,000
0015633	2021	PE	STBG	$400,000	$100,000	$0	$500,000
0015633	2023	ROW	Local	$0	$0	$125,000	$125,000
0015633	2023	ROW	STBG	$100,000	$25,000	$0	$125,000
0015634	2021	PE	STBG	$400,000	$100,000	$0	$500,000
0015634	2023	ROW	Local	$0	$0	$125,000	$125,000
0015634	2023	ROW	STBG	$100,000	$25,000	$0	$125,000
T006092	2021	441A2	Transit	$0	$0	$310	$310
T006092	2021	441A2	Transit	$2,483	$0	$0	$2,483
T006092	2021	441A2	Transit	$0	$310	$0	$310
				$1,138,483	***$284,310***	***$250,310***	***$1,673,104***

Note: Cost estimates in this section show only the county's portion of the project; If the totals are different from the list above it is an indication that the project is in multiple counties.

Jeff Davis

Project: **T006090** *Type Work:* Intermodal
Descp: FY 2021-HEART OF GEORGIA RC-SEC.5304-PLANNING
Lanes: *Exist.* *Prop.* *Length:* 0.00

Total Project Cost: $36,395
Total Project Authorizations: *$36,395*
Total Parcels: 0

Phase	Fund	Year	Federal	State	Other	Total
441A2	*Transit*	*2021*	*$0*	*$3,639*	*$0*	*$3,639*
441A2	*Transit*	*2021*	*$0*	*$0*	*$3,640*	*$3,640*
441A2	*Transit*	*2021*	*$29,116*	*$0*	*$0*	*$29,116*

In Appling, Bleckley, Candler, Dodge, Emanuel, Evans, Jeff Davis, Johnson, Laurens, Montgomery, Tattnall, Telfair, Toombs, Treutlen, Wayne, Wheeler, Wilcox County

Jeff Davis Totals Summary

County Summary excludes lump sum projects

PI #	Year	Phase	Fund	Federal	State	Other	Total
T006090	2021	441A2	Transit	$0	$0	$182	$182
T006090	2021	441A2	Transit	$0	$182	$0	$182
T006090	2021	441A2	Transit	$1,456	$0	$0	$1,456
				$1,456	***$182***	***$182***	***$1,820***

Note: Cost estimates in this section show only the county's portion of the project; If the totals are different from the list above it is an indication that the project is in multiple counties.

Jefferson

Project: **0015554** *Type Work:* Replace Bridge
Descp: SR 78 @ WILLIAMSON SWAMP CREEK
Lanes: *Exist.* 2 *Prop.* 2 *Length:* 0.30

Total Project Cost: $8,699,196
Total Project Authorizations: *$730,000*
Total Parcels: 4
Project Details: Replaces a deteriorated substandard bridge.

Phase	*Fund*	*Year*	*Federal*	*State*	*Other*	*Total*
PE	*STBG*	*2018*	*$480,000*	*$120,000*	*$0*	*$600,000*
ROW	*STBG*	*2021*	*$104,000*	*$26,000*	*$0*	*$130,000*
CST	STBG	2024	$6,375,356	$1,593,839	$0	$7,969,196

Project: **222160-** *Type Work:* Widening
Descp: SR 4 FM LOUISVILLE BYP @ CR 325 TO CR 138/MENNONITE CH - TIA
Lanes: *Exist.* 2 *Prop.* 4 *Length:* 5.80

Total Project Cost: $33,435,947
Total Project Authorizations: *$5,009,157*
Total Parcels: 65

Phase	*Fund*	*Year*	*Federal*	*State*	*Other*	*Total*
PE	*State*	*1994*	*$0*	*$138,000*	*$0*	*$138,000*
PE	*State*	*2002*	*$0*	*$935,023*	*$0*	*$935,023*
PE	*NHS*	*2002*	*$250,964*	*$62,741*	*$0*	*$313,705*
PE	*NHS*	*2013*	*$289,943*	*$72,486*	*$0*	*$362,429*
ROW	*State*	*2017*	*$0*	*$3,260,000*	*$0*	*$3,260,000*
CST	Bond	2021	$0	$0	$23,744,304	$23,744,304
CST	State	2021	$0	$0	$2,000,000	$2,000,000
UTL	Bond	2021	$0	$0	$2,682,486	$2,682,486

Project Details: Widen 2 to 4 lanes - Provide additional capacity - reduce congestion - improve mobility-reduce crash frequency-enhance economic development - Project on GRIP corridor & State Freight Network – if on GRIP/FN

Project: **T006443** *Type Work:* Intermodal
Descp: FY 2021-JEFFERSON COUNTY-SEC.5311-OPERATIONS ONLY
Lanes: *Exist.* *Prop.* *Length:*

Total Project Cost: $244,394
Total Project Authorizations: *$0*
Total Parcels: 0

Phase	*Fund*	*Year*	*Federal*	*State*	*Other*	*Total*
OPR	Transit	2021	$122,197	$0	$122,197	$244,394

Project: **T007157** *Type Work:* Intermodal
Descp: FY 2022-JEFFERSON COUNTY-SEC.5311-CAPITAL AND OPERATIONS
Lanes: *Exist.* 0 *Prop.* 0 *Length:* 0.00

Total Project Cost: $483,372
Total Project Authorizations: *$0*
Total Parcels: 0

Phase	*Fund*	*Year*	*Federal*	*State*	*Other*	*Total*
CAP	Transit	2022	$272,107	$10,140	$201,124	$483,372

Project: **T007239** *Type Work:* Intermodal
Descp: FY 2023-JEFFERSON COUNTY-SEC.5311-CAPITAL AND OPERATIONS
Lanes: *Exist.* 0 *Prop.* 0 *Length:* 0.00

Total Project Cost: $244,394
Total Project Authorizations: *$0*
Total Parcels: 0

Phase	*Fund*	*Year*	*Federal*	*State*	*Other*	*Total*
CAP	Transit	2023	$195,515	$0	$48,879	$244,394

Project: **T007322** *Type Work:* Intermodal
Descp: FY 2024-JEFFERSON COUNTY-SEC.5311-CAPITAL AND OPERATIONS
Lanes: *Exist.* 0 *Prop.* 0 *Length:* 0.00

Total Project Cost: $244,394
Total Project Authorizations: *$0*
Total Parcels: 0

Phase	*Fund*	*Year*	*Federal*	*State*	*Other*	*Total*
CAP	Transit	2024	$195,515	$0	$48,879	$244,394

Jefferson Totals Summary

County Summary excludes lump sum projects

PI #	Year	Phase	Fund	Federal	State	Other	Total
0015554	2021	ROW	STBG	$104,000	$26,000	$0	$130,000
0015554	2024	CST	STBG	$6,375,356	$1,593,839	$0	$7,969,196
222160-	2021	CST	Bond	$0	$0	$23,744,304	$23,744,304
222160-	2021	CST	State	$0	$0	$2,000,000	$2,000,000
222160-	2021	UTL	Bond	$0	$0	$2,682,486	$2,682,486
T006443	2021	OPR	Transit	$122,197	$0	$122,197	$244,394
T007157	2022	CAP	Transit	$272,107	$10,140	$201,124	$483,372
T007239	2023	CAP	Transit	$195,515	$0	$48,879	$244,394
T007322	2024	CAP	Transit	$195,515	$0	$48,879	$244,394
				$7,264,691	***$1,629,980***	***$28,847,869***	***$37,742,540***

Note: Cost estimates in this section show only the county's portion of the project; If the totals are different from the list above it is an indication that the project is in multiple counties.

Jenkins

Project: **0015623** *Type Work:* Replace Bridge
Descp: CR 48/HARRISON ROAD @ HORSE CREEK 6.4 MI SE OF MILLEN
Lanes: *Exist.* 2 *Prop.* 2 *Length:* 0.40

Total Project Cost: $2,550,000
Total Project Authorizations: *$500,000*
Total Parcels: 4
Project Details: Replaces a structurally deficient substandard local system bridge.

Phase	*Fund*	*Year*	*Federal*	*State*	*Other*	*Total*
PE	*STBG*	*2021*	*$400,000*	*$100,000*	*$0*	*$500,000*
ROW	Local	2023	$0	$0	$125,000	$125,000
ROW	STBG	2023	$100,000	$25,000	$0	$125,000
CST	STBG	After 2024	$1,440,000	$360,000	$0	$1,800,000

Project: **T006444** *Type Work:* Intermodal
Descp: FY 2021-JENKINS COUNTY-SEC.5311-OPERATIONS ONLY
Lanes: *Exist.* *Prop.* *Length:*

Total Project Cost: $41,206
Total Project Authorizations: *$0*
Total Parcels: 0

Phase	*Fund*	*Year*	*Federal*	*State*	*Other*	*Total*
OPR	Transit	2021	$20,603	$0	$20,603	$41,206

Project: **T007158** *Type Work:* Intermodal
Descp: FY 2022-JENKINS COUNTY-SEC.5311-CAPITAL AND OPERATIONS
Lanes: *Exist.* 0 *Prop.* 0 *Length:* 0.00

Total Project Cost: $81,078
Total Project Authorizations: *$0*
Total Parcels: 0

Phase	*Fund*	*Year*	*Federal*	*State*	*Other*	*Total*
CAP	Transit	2022	$40,539	$0	$40,539	$81,078

Project: **T007240** *Type Work:* Intermodal
Descp: FY 2023-JENKINS COUNTY-SEC.5311-CAPITAL AND OPERATIONS
Lanes: *Exist.* 0 *Prop.* 0 *Length:* 0.00

Total Project Cost: $41,206
Total Project Authorizations: *$0*
Total Parcels: 0

Phase	*Fund*	*Year*	*Federal*	*State*	*Other*	*Total*
CAP	Transit	2023	$32,965	$0	$8,241	$41,206

Project: **T007323** *Type Work:* Intermodal
Descp: FY 2024-JENKINS COUNTY-SEC.5311-CAPITAL AND OPERATIONS
Lanes: *Exist.* 0 *Prop.* 0 *Length:* 0.00

Total Project Cost: $41,206
Total Project Authorizations: *$0*
Total Parcels: 0

Phase	*Fund*	*Year*	*Federal*	*State*	*Other*	*Total*
CAP	Transit	2024	$32,965	$0	$8,241	$41,206

Jenkins Totals Summary

County Summary excludes lump sum projects

PI #	Year	Phase	Fund	Federal	State	Other	Total
0015623	2021	PE	STBG	$400,000	$100,000	$0	$500,000
0015623	2023	ROW	Local	$0	$0	$125,000	$125,000
0015623	2023	ROW	STBG	$100,000	$25,000	$0	$125,000
T006444	2021	OPR	Transit	$20,603	$0	$20,603	$41,206
T007158	2022	CAP	Transit	$40,539	$0	$40,539	$81,078
T007240	2023	CAP	Transit	$32,965	$0	$8,241	$41,206
T007323	2024	CAP	Transit	$32,965	$0	$8,241	$41,206
				$627,072	***$125,000***	***$202,624***	***$954,696***

Note: Cost estimates in this section show only the county's portion of the project; If the totals are different from the list above it is an indication that the project is in multiple counties.

Johnson

Project: **0013748** *Type Work:* Replace Bridge
Descp: SR 26 @ OHOOPEE RIVER 1.1 MI E OF ADRIAN
Lanes: *Exist.* 2 *Prop.* 2 *Length:* 0.40

Total Project Cost: $9,071,300
Total Project Authorizations: *$1,220,000*
Total Parcels: 7

Project Details: Replaces a deteriorated 95 year old bridge.

Phase	Fund	Year	Federal	State	Other	Total
PE	*STBG*	*2016*	*$976,000*	*$244,000*	*$0*	*$1,220,000*
ROW	STBG	2021	$208,080	$52,020	$0	$260,100
CST	STBG	2023	$6,072,960	$1,518,240	$0	$7,591,200

In Emanuel, Johnson County

Project: **0015613** *Type Work:* Replace Bridge
Descp: CS 666/CROSS CEDAR ROAD @ BIG CEDAR CREEK E OF WRIGHTSVILLE
Lanes: *Exist.* 2 *Prop.* 2 *Length:* 0.40

Total Project Cost: $2,599,000
Total Project Authorizations: *$919,500*
Total Parcels: 6
Project Details: Replaces a substandard local system bridge.

Phase	Fund	Year	Federal	State	Other	Total
PE	*STBG*	*2019*	*$632,000*	*$158,000*	*$0*	*$790,000*
ROW	*Local*	*2019*	*$0*	*$0*	*$129,500*	*$129,500*
ROW	STBG	2021	$103,600	$25,900	$0	$129,500
CST	STBG	2024	$1,200,000	$300,000	$0	$1,500,000
UTL	STBG	2024	$40,000	$10,000	$0	$50,000

Project: **T006090** *Type Work:* Intermodal
Descp: FY 2021-HEART OF GEORGIA RC-SEC.5304-PLANNING
Lanes: *Exist.* *Prop.* *Length:* 0.00

Total Project Cost: $36,395
Total Project Authorizations: *$36,395*
Total Parcels: 0

Phase	Fund	Year	Federal	State	Other	Total
441A2	*Transit*	*2021*	*$0*	*$3,639*	*$0*	*$3,639*
441A2	*Transit*	*2021*	*$0*	*$0*	*$3,640*	*$3,640*
441A2	*Transit*	*2021*	*$29,116*	*$0*	*$0*	*$29,116*

In Appling, Bleckley, Candler, Dodge, Emanuel, Evans, Jeff Davis, Johnson, Laurens, Montgomery, Tattnall, Telfair, Toombs, Treutlen, Wayne, Wheeler, Wilcox County

Johnson Totals Summary

County Summary excludes lump sum projects

PI #	Year	Phase	Fund	Federal	State	Other	Total
0013748	2021	ROW	STBG	$104,040	$26,010	$0	$130,050
0013748	2023	CST	STBG	$3,036,480	$759,120	$0	$3,795,600
0015613	2021	ROW	STBG	$103,600	$25,900	$0	$129,500
0015613	2024	CST	STBG	$1,200,000	$300,000	$0	$1,500,000
0015613	2024	UTL	STBG	$40,000	$10,000	$0	$50,000
T006090	2021	441A2	Transit	$0	$146	$0	$146
T006090	2021	441A2	Transit	$0	$0	$146	$146
T006090	2021	441A2	Transit	$1,165	$0	$0	$1,165
				$4,485,285	***$1,121,176***	***$146***	***$5,606,606***

Note: Cost estimates in this section show only the county's portion of the project; If the totals are different from the list above it is an indication that the project is in multiple counties.

Jones

Project: **0015655** *Type Work:* Replace Bridge
Descp: CR 118/FOLENDORE ROAD @ COMMISSIONER CREEK 5.1 MI E OF GRAY
Lanes: *Exist.* 2 *Prop.* 2 *Length:* 0.40

Total Project Cost: $1,950,000
Total Project Authorizations: *$500,000*
Total Parcels: 0
Project Details: Replaces a structurally deficient substandard local system bridge.

Phase	Fund	Year	Federal	State	Other	Total
PE	*STBG*	*2021*	*$400,000*	*$100,000*	*$0*	*$500,000*
ROW	Local	2023	$0	$0	$125,000	$125,000
ROW	STBG	2023	$100,000	$25,000	$0	$125,000
CST	STBG	After 2024	$960,000	$240,000	$0	$1,200,000

Project: **0016130** *Type Work:* Replace Bridge
Descp: SR 18 @ OCMULGEE RIVER 13 MI E OF FORSYTH
Lanes: *Exist.* 2 *Prop.* 2 *Length:* 0.40

Total Project Cost: $6,535,000
Total Project Authorizations: *$1,155,000*
Total Parcels: 4

Phase	Fund	Year	Federal	State	Other	Total
PE	*STBG*	*2019*	*$924,000*	*$231,000*	*$0*	*$1,155,000*
ROW	STBG	2024	$240,000	$60,000	$0	$300,000
CST	STBG	After 2024	$4,000,000	$1,000,000	$0	$5,000,000
UTL	STBG	After 2024	$64,000	$16,000	$0	$80,000

In Jones, Monroe County

Project: **370860-** *Type Work:* Replace Bridge
Descp: CR 28/HOWARD ROBERTS ROAD @ WALNUT CREEK 4.7 MI W OF CLINTON
Lanes: *Exist.* 2 *Prop.* 2 *Length:* 0.20

Total Project Cost: $2,793,289
Total Project Authorizations: *$1,261,100*
Total Parcels: 4

Phase	Fund	Year	Federal	State	Other	Total
PE	*STBG*	*2016*	*$872,880*	*$218,220*	*$0*	*$1,091,100*
ROW	*Local*	*2020*	*$0*	*$0*	*$25,000*	*$25,000*
ROW	*STBG*	*2020*	*$116,000*	*$29,000*	*$0*	*$145,000*
CST	STBG	2021	$1,185,840	$296,460	$0	$1,482,300
UTL	STBG	2021	$39,911	$9,978	$0	$49,889

Project: **T006091** *Type Work:* Intermodal
Descp: FY 2021-MIDDLE GEORGIA RC-SEC.5304-PLANNING
Lanes: *Exist.* *Prop.* *Length:* 0.00

Total Project Cost: $22,295
Total Project Authorizations: *$22,295*
Total Parcels: 0

Phase	Fund	Year	Federal	State	Other	Total
441A2	*Transit*	*2021*	*$17,836*	*$0*	*$0*	*$17,836*
441A2	*Transit*	*2021*	*$0*	*$2,229*	*$0*	*$2,229*
441A2	*Transit*	*2021*	*$0*	*$0*	*$2,230*	*$2,230*

In Baldwin, Bibb, Crawford, Houston, Jones, Monroe, Peach, Pulaski, Putnam, Twiggs, Wilkinson County

Project: **T006446** *Type Work:* Intermodal
Descp: FY 2021-JONES COUNTY-SEC.5311-CAPITAL AND OPERATIONS
Lanes: *Exist.* *Prop.* *Length:*

Total Project Cost: $150,966
Total Project Authorizations: *$0*
Total Parcels: 0

Phase	Fund	Year	Federal	State	Other	Total
OPR	Transit	2021	$75,483	$0	$75,483	$150,966

Project: **T006454** *Type Work:* Intermodal
Descp: FY 2021-MIDDLE GEORGIA RC-SEC.5311-MOBILITY MGMT
Lanes: *Exist.* *Prop.* *Length:* 0.00

Total Project Cost: $130,000
Total Project Authorizations: *$0*
Total Parcels: 0

Phase	Fund	Year	Federal	State	Other	Total
OPR	Transit	2021	$104,000	$0	$26,000	$130,000

In Baldwin, Bibb, Crawford, Houston, Jones, Monroe, Peach, Pulaski, Putnam, Twiggs, Wilkinson County

Project: **T007159** *Type Work:* Intermodal
Descp: FY 2022-JONES COUNTY-SEC.5311-CAPITAL AND OPERATIONS
Lanes: *Exist.* 0 *Prop.* 0 *Length:* 0.00

Total Project Cost: $179,822
Total Project Authorizations: *$0*
Total Parcels: 0

Phase	Fund	Year	Federal	State	Other	Total
CAP	Transit	2022	$89,911	$0	$89,911	$179,822

Project: **T007166** *Type Work:* Intermodal
Descp: FY 2022-MIDDLE GEORGIA RC-SEC.5311-MOBILITY MGMT
Lanes: *Exist.* 0 *Prop.* 0 *Length:* 0.00

Total Project Cost: $60,000
Total Project Authorizations: *$0*
Total Parcels: 0

Phase	Fund	Year	Federal	State	Other	Total
CAP	Transit	2022	$48,000	$6,000	$6,000	$60,000

In Baldwin, Bibb, Crawford, Houston, Jones, Monroe, Peach, Pulaski, Putnam, Twiggs, Wilkinson County

Project: **T007241** *Type Work:* Intermodal
Descp: FY 2023-JONES COUNTY-SEC.5311-CAPITAL AND OPERATIONS
Lanes: *Exist.* 0 *Prop.* 0 *Length:* 0.00

Total Project Cost: $150,966
Total Project Authorizations: *$0*
Total Parcels: 0

Phase	Fund	Year	Federal	State	Other	Total
CAP	Transit	2023	$120,773	$0	$30,193	$150,966

Project: **T007248** *Type Work:* Intermodal
Descp: FY 2023-MIDDLE GEORGIA RC-SEC.5311-MOBILITY MGMT
Lanes: *Exist.* 0 *Prop.* 0 *Length:* 0.00

Total Project Cost: $130,000
Total Project Authorizations: *$0*
Total Parcels: 0

Phase	Fund	Year	Federal	State	Other	Total
CAP	Transit	2023	$104,000	$0	$26,000	$130,000

In Baldwin, Bibb, Crawford, Houston, Jones, Monroe, Peach, Pulaski, Putnam, Twiggs, Wilkinson County

Project: **T007324** *Type Work:* Intermodal
Descp: FY 2024-JONES COUNTY-SEC.5311-CAPITAL AND OPERATIONS
Lanes: *Exist.* 0 *Prop.* 0 *Length:* 0.00

Total Project Cost: $150,966
Total Project Authorizations: *$0*
Total Parcels: 0

Phase	Fund	Year	Federal	State	Other	Total
CAP	Transit	2024	$120,773	$0	$30,193	$150,966

Project: **T007331** *Type Work:* Intermodal
Descp: FY 2024-MIDDLE GEORGIA RC-SEC.5311-MOBILITY MGMT
Lanes: *Exist.* 0 *Prop.* 0 *Length:* 0.00

Total Project Cost: $130,000
Total Project Authorizations: *$0*
Total Parcels: 0

Phase	Fund	Year	Federal	State	Other	Total
CAP	Transit	2024	$104,000	$0	$26,000	$130,000

In Baldwin, Bibb, Crawford, Houston, Jones, Monroe, Peach, Pulaski, Putnam, Twiggs, Wilkinson County

Jones Totals Summary

County Summary excludes lump sum projects

PI #	Year	Phase	Fund	Federal	State	Other	Total
0015655	2021	PE	STBG	$400,000	$100,000	$0	$500,000
0015655	2023	ROW	Local	$0	$0	$125,000	$125,000
0015655	2023	ROW	STBG	$100,000	$25,000	$0	$125,000
0016130	2024	ROW	STBG	$86,400	$21,600	$0	$108,000
370860-	2021	CST	STBG	$1,185,840	$296,460	$0	$1,482,300
370860-	2021	UTL	STBG	$39,911	$9,978	$0	$49,889
T006091	2021	441A2	Transit	$1,962	$0	$0	$1,962
T006091	2021	441A2	Transit	$0	$0	$245	$245
T006091	2021	441A2	Transit	$0	$245	$0	$245
T006446	2021	OPR	Transit	$75,483	$0	$75,483	$150,966
T006454	2021	OPR	Transit	$11,440	$0	$2,860	$14,300
T007159	2022	CAP	Transit	$89,911	$0	$89,911	$179,822
T007166	2022	CAP	Transit	$4,800	$600	$600	$6,000
T007241	2023	CAP	Transit	$120,773	$0	$30,193	$150,966
T007248	2023	CAP	Transit	$10,400	$0	$2,600	$13,000
T007324	2024	CAP	Transit	$120,773	$0	$30,193	$150,966
T007331	2024	CAP	Transit	$8,320	$0	$2,080	$10,400
				$2,256,013	***$453,883***	***$359,166***	***$3,069,061***

Note: Cost estimates in this section show only the county's portion of the project; If the totals are different from the list above it is an indication that the project is in multiple counties.

Lamar

Project: **331900-** *Type Work:* Replace Bridge
Descp: CR 222/CR 954/COUNTY LINE ROAD @ POTATO CREEK SE OF GRIFFIN
Lanes: *Exist.* 2 *Prop.* 2 *Length:* 0.40

Total Project Cost: $2,480,000
Total Project Authorizations: *$650,000*
Total Parcels: 0

Phase	Fund	Year	Federal	State	Other	Total
PE	*STBG*	*2021*	*$520,000*	*$130,000*	*$0*	*$650,000*
ROW	Local	2023	$0	$0	$50,000	$50,000
ROW	STBG	2023	$80,000	$20,000	$0	$100,000
CST	STBG	After 2024	$1,280,000	$320,000	$0	$1,600,000
UTL	STBG	After 2024	$64,000	$16,000	$0	$80,000

In Lamar, Spalding County

Project: **T006097** *Type Work:* Intermodal
Descp: FY 2021-THREE RIVERS RC-SEC.5304-PLANNING
Lanes: *Exist.* *Prop.* *Length:* 0.00

Total Project Cost: $38,570
Total Project Authorizations: *$38,570*
Total Parcels: 0

Phase	Fund	Year	Federal	State	Other	Total
441A2	*Transit*	*2021*	*$0*	*$0*	*$3,857*	*$3,857*
441A2	*Transit*	*2021*	*$30,856*	*$0*	*$0*	*$30,856*
441A2	*Transit*	*2021*	*$0*	*$3,857*	*$0*	*$3,857*

In Butts, Carroll, Coweta, Heard, Lamar, Meriwether, Pike, Spalding, Troup, Upson County

Project: **T006474** *Type Work:* Intermodal
Descp: FY 2021-THREE RIVERS RC-SEC.5311-CAPITAL AND OPERATIONS
Lanes: *Exist.* *Prop.* *Length:* 0.00

Total Project Cost: $997,320
Total Project Authorizations: *$0*
Total Parcels: 0

Phase	Fund	Year	Federal	State	Other	Total
OPR	Transit	2021	$498,660	$0	$498,660	$997,320

In Butts, Carroll, Lamar, Meriwether, Pike, Spalding, Upson County

Project: **T006561** *Type Work:* Intermodal
Descp: FY 2021-THREE RIVERS RC-SEC.5311-MOBILITY MGMT
Lanes: *Exist.* *Prop.* *Length:* 0.00

Total Project Cost: $135,000
Total Project Authorizations: *$0*
Total Parcels: 0

Phase	Fund	Year	Federal	State	Other	Total
CAP	Transit	2021	$108,000	$0	$27,000	$135,000

In Butts, Carroll, Coweta, Heard, Lamar, Meriwether, Pike, Spalding, Troup, Upson County

Project: **T007185** *Type Work:* Intermodal
Descp: FY 2022-THREE RIVERS RC-SEC.5311-CAPITAL AND OPERATIONS
Lanes: *Exist.* 0 *Prop.* 0 *Length:* 0.00

Total Project Cost: $2,227,211
Total Project Authorizations: *$0*
Total Parcels: 0

Phase	Fund	Year	Federal	State	Other	Total
CAP	Transit	2022	$1,230,704	$39,033	$957,474	$2,227,211

In Butts, Carroll, Lamar, Meriwether, Pike, Spalding, Upson County

Project: **T007267** *Type Work:* Intermodal
Descp: FY 2023-THREE RIVERS RC-SEC.5311-CAPITAL AND OPERATIONS
Lanes: *Exist.* 0 *Prop.* 0 *Length:* 0.00

Total Project Cost: $997,320
Total Project Authorizations: *$0*
Total Parcels: 0

Phase	Fund	Year	Federal	State	Other	Total
CAP	Transit	2023	$797,856	$0	$199,464	$997,320

In Butts, Carroll, Lamar, Meriwether, Pike, Spalding, Upson County

Project: **T007351** *Type Work:* Intermodal
Descp: FY 2024-THREE RIVERS RC-SEC.5311-CAPITAL AND OPERATIONS
Lanes: *Exist.* 0 *Prop.* 0 *Length:* 0.00

Total Project Cost: $997,320
Total Project Authorizations: *$0*
Total Parcels: 0

Phase	Fund	Year	Federal	State	Other	Total
CAP	Transit	2024	$797,856	$0	$199,464	$997,320

In Butts, Carroll, Lamar, Meriwether, Pike, Spalding, Upson County

Lamar Totals Summary

County Summary excludes lump sum projects

PI #	Year	Phase	Fund	Federal	State	Other	Total
331900-	2021	PE	STBG	$260,000	$65,000	$0	$325,000
331900-	2023	ROW	Local	$0	$0	$25,000	$25,000
331900-	2023	ROW	STBG	$40,000	$10,000	$0	$50,000
T006097	2021	441A2	Transit	$1,851	$0	$0	$1,851
T006097	2021	441A2	Transit	$0	$0	$231	$231
T006097	2021	441A2	Transit	$0	$231	$0	$231
T006474	2021	OPR	Transit	$44,879	$0	$44,879	$89,759
T006561	2021	CAP	Transit	$6,480	$0	$1,620	$8,100
T007185	2022	CAP	Transit	$123,070	$3,903	$95,747	$222,721
T007267	2023	CAP	Transit	$119,678	$0	$29,920	$149,598
T007351	2024	CAP	Transit	$103,721	$0	$25,930	$129,652
				$699,681	***$79,135***	***$223,328***	***$1,002,144***

Note: Cost estimates in this section show only the county's portion of the project; If the totals are different from the list above it is an indication that the project is in multiple counties.

Lanier

Project: **T006095** *Type Work:* Intermodal
Descp: FY 2021-SOUTHERN GEORGIA RC-SEC.5304-PLANNING
Lanes: *Exist.* *Prop.* *Length:* 0.00

Phase	*Fund*	*Year*	*Federal*	*State*	*Other*	*Total*
441A2	*Transit*	*2021*	*$28,288*	*$0*	*$0*	*$28,288*
441A2	*Transit*	*2021*	*$0*	*$3,536*	*$0*	*$3,536*
441A2	*Transit*	*2021*	*$0*	*$0*	*$3,536*	*$3,536*

Total Project Cost: $35,360
Total Project Authorizations: *$35,360*
Total Parcels: 0

In Atkinson, Bacon, Ben Hill, Berrien, Brantley, Brooks, Charlton, Clinch, Coffee, Cook, Echols, Irwin, Lanier, Lowndes, Pierce, Tift, Turner, Ware County

Project: **T006456** *Type Work:* Intermodal
Descp: FY 2021-SOUTHERN GEORGIA RC-SEC.5311-CAPITAL AND OPERATIONS
Lanes: *Exist.* *Prop.* *Length:*

Phase	*Fund*	*Year*	*Federal*	*State*	*Other*	*Total*
OPR	Transit	2021	$128,867	$0	$128,867	$257,734

Total Project Cost: $257,734
Total Project Authorizations: *$0*
Total Parcels: 0

In Atkinson, Bacon, Ben Hill, Berrien, Brantley, Brooks, Charlton, Clinch, Coffee, Cook, Echols, Irwin, Lanier, Lowndes, Pierce, Tift, Turner, Ware County

Lanier Totals Summary

County Summary excludes lump sum projects

PI #	*Year*	*Phase*	*Fund*	*Federal*	*State*	*Other*	*Total*
T006095	2021	441A2	Transit	$0	$0	$71	$71
T006095	2021	441A2	Transit	$566	$0	$0	$566
T006095	2021	441A2	Transit	$0	$71	$0	$71
T006456	2021	OPR	Transit	$7,732	$0	$7,732	$15,464
				$8,298	***$71***	***$7,803***	***$16,171***

Note: Cost estimates in this section show only the county's portion of the project; If the totals are different from the list above it is an indication that the project is in multiple counties.

Laurens

Project: **0013924** *Type Work:* Replace Bridge
Descp: SR 26 @ INDIAN BRANCH 5.2 MI SE OF BREWTON
Lanes: *Exist.* 2 *Prop.* 2 *Length:* 0.20

Total Project Cost: $3,480,179
Total Project Authorizations: *$1,288,000*
Total Parcels: 3
Project Details: Replaces a deteriorated substandard bridge.

Phase	Fund	Year	Federal	State	Other	Total
PE	*STBG*	*2017*	*$342,400*	*$85,600*	*$0*	*$428,000*
PE	*STBG*	*2017*	*$688,000*	*$172,000*	*$0*	*$860,000*
ROW	STBG	2022	$91,555	$22,889	$0	$114,444
CST	STBG	2024	$1,662,188	$415,547	$0	$2,077,735

Project: **0016802** *Type Work:* Replace Bridge
Descp: CR 520/BUCKEYE ROAD @ BUCKEYE CREEK
Lanes: *Exist.* 2 *Prop.* 2 *Length:* 0.40

Total Project Cost: $2,007,443
Total Project Authorizations: *$2,007,443*
Total Parcels: 0

Phase	Fund	Year	Federal	State	Other	Total
PE	*STBG*	*2019*	*$240,000*	*$60,000*	*$0*	*$300,000*
CST	*State*	*2021*	*$0*	*$1,707,443*	*$0*	*$1,707,443*

Project: **270730-** *Type Work:* Replace Bridge
Descp: CR 395/ELLINGTON ROAD EAST OF ALLENTOWN @ TURKEY CRK
Lanes: *Exist.* 2 *Prop.* 2 *Length:* 0.40

Total Project Cost: $3,605,000
Total Project Authorizations: *$350,000*
Total Parcels: 4

Phase	Fund	Year	Federal	State	Other	Total
PE	*STBG*	*2021*	*$280,000*	*$70,000*	*$0*	*$350,000*
ROW	Local	2024	$0	$0	$75,000	$75,000
ROW	STBG	2024	$80,000	$20,000	$0	$100,000
CST	STBG	After 2024	$2,400,000	$600,000	$0	$3,000,000
UTL	STBG	After 2024	$64,000	$16,000	$0	$80,000

Project: **270736-** *Type Work:* Replace Bridge
Descp: CR 395/ELLINGTON ROAD @ TURKEY CREEK OVERFLOW NW OF MONTROSE
Lanes: *Exist.* 2 *Prop.* 2 *Length:* 0.40

Total Project Cost: $1,905,000
Total Project Authorizations: *$350,000*
Total Parcels: 4

Phase	Fund	Year	Federal	State	Other	Total
PE	*STBG*	*2021*	*$280,000*	*$70,000*	*$0*	*$350,000*
ROW	STBG	2024	$80,000	$20,000	$0	$100,000
ROW	Local	2024	$0	$0	$75,000	$75,000
CST	STBG	After 2024	$1,040,000	$260,000	$0	$1,300,000
UTL	STBG	After 2024	$64,000	$16,000	$0	$80,000

Project: **T006090** *Type Work:* Intermodal
Descp: FY 2021-HEART OF GEORGIA RC-SEC.5304-PLANNING
Lanes: *Exist.* *Prop.* *Length:* 0.00

Total Project Cost: $36,395
Total Project Authorizations: *$36,395*
Total Parcels: 0

Phase	Fund	Year	Federal	State	Other	Total
441A2	*Transit*	*2021*	*$0*	*$3,639*	*$0*	*$3,639*
441A2	*Transit*	*2021*	*$0*	*$0*	*$3,640*	*$3,640*
441A2	*Transit*	*2021*	*$29,116*	*$0*	*$0*	*$29,116*

In Appling, Bleckley, Candler, Dodge, Emanuel, Evans, Jeff Davis, Johnson, Laurens, Montgomery, Tattnall, Telfair, Toombs, Treutlen, Wayne, Wheeler, Wilcox County

Laurens Totals Summary

County Summary excludes lump sum projects

PI #	Year	Phase	Fund	Federal	State	Other	Total
0013924	2022	ROW	STBG	$91,555	$22,889	$0	$114,444
0013924	2024	CST	STBG	$1,662,188	$415,547	$0	$2,077,735
0016802	2021	CST	State	$0	$1,707,443	$0	$1,707,443
270730-	2021	PE	STBG	$280,000	$70,000	$0	$350,000
270730-	2024	ROW	Local	$0	$0	$75,000	$75,000
270730-	2024	ROW	STBG	$80,000	$20,000	$0	$100,000
270736-	2021	PE	STBG	$280,000	$70,000	$0	$350,000
270736-	2024	ROW	Local	$0	$0	$75,000	$75,000
270736-	2024	ROW	STBG	$80,000	$20,000	$0	$100,000
T006090	2021	441A2	Transit	$0	$437	$0	$437
T006090	2021	441A2	Transit	$0	$0	$437	$437
T006090	2021	441A2	Transit	$3,494	$0	$0	$3,494
				$2,477,237	***$2,326,315***	***$150,437***	***$4,953,989***

Note: Cost estimates in this section show only the county's portion of the project; If the totals are different from the list above it is an indication that the project is in multiple counties.

Lee

Project: **T006096** *Type Work:* Intermodal
Descp: FY 2021-SOUTHWEST GEORGIA RC-SEC.5304-PLANNING
Lanes: *Exist.* *Prop.* *Length:* 0.00

Phase	Fund	Year	Federal	State	Other	Total
441A2	*Transit*	*2021*	*$24,392*	*$0*	*$0*	*$24,392*
441A2	*Transit*	*2021*	*$0*	*$0*	*$3,049*	*$3,049*
441A2	*Transit*	*2021*	*$0*	*$3,049*	*$0*	*$3,049*

Total Project Cost: $30,490
Total Project Authorizations: *$30,490*
Total Parcels: 0

In Baker, Calhoun, Colquitt, Decatur, Dougherty, Early, Grady, Lee, Miller, Mitchell, Seminole, Terrell, Thomas, Worth County

Project: **T006467** *Type Work:* Intermodal
Descp: FY 2021-SW GEORGIA RC-SEC.5311-CAPITAL AND OPERATIONS
Lanes: *Exist.* *Prop.* *Length:* 0.00

Phase	Fund	Year	Federal	State	Other	Total
OPR	Transit	2021	$2,901,589	$0	$2,901,589	$5,803,178

Total Project Cost: $5,803,178
Total Project Authorizations: *$0*
Total Parcels: 0

In Baker, Calhoun, Colquitt, Decatur, Dougherty, Early, Grady, Lee, Miller, Mitchell, Seminole, Terrell, Worth County

Project: **T007178** *Type Work:* Intermodal
Descp: FY 2022-SW GEORGIA RC-SEC.5311-CAPITAL AND OPERATIONS
Lanes: *Exist.* 0 *Prop.* 0 *Length:* 0.00

Phase	Fund	Year	Federal	State	Other	Total
CAP	Transit	2022	$3,615,646	$111,916	$2,832,232	$6,559,795

Total Project Cost: $6,559,795
Total Project Authorizations: *$0*
Total Parcels: 0

In Baker, Calhoun, Colquitt, Decatur, Dougherty, Early, Grady, Lee, Miller, Mitchell, Seminole, Terrell, Worth County

Project: **T007260** *Type Work:* Intermodal
Descp: FY 2023-SW GEORGIA RC-SEC.5311-CAPITAL AND OPERATIONS
Lanes: *Exist.* 0 *Prop.* 0 *Length:* 0.00

Phase	Fund	Year	Federal	State	Other	Total
CAP	Transit	2023	$4,642,542	$0	$1,160,636	$5,803,178

Total Project Cost: $5,803,178
Total Project Authorizations: *$0*
Total Parcels: 0

In Baker, Calhoun, Colquitt, Decatur, Dougherty, Early, Grady, Lee, Miller, Mitchell, Seminole, Terrell, Worth County

Project: **T007344** *Type Work:* Intermodal
Descp: FY 2024-SW GEORGIA RC-SEC.5311-CAPITAL AND OPERATIONS
Lanes: *Exist.* 0 *Prop.* 0 *Length:* 0.00

Phase	Fund	Year	Federal	State	Other	Total
CAP	Transit	2024	$4,642,542	$0	$1,160,636	$5,803,178

Total Project Cost: $5,803,178
Total Project Authorizations: *$0*
Total Parcels: 0

In Baker, Calhoun, Colquitt, Decatur, Dougherty, Early, Grady, Lee, Miller, Mitchell, Seminole, Terrell, Worth County

Lee Totals Summary

County Summary excludes lump sum projects

PI #	Year	Phase	Fund	Federal	State	Other	Total
T006096	2021	441A2	Transit	$0	$0	$183	$183
T006096	2021	441A2	Transit	$1,464	$0	$0	$1,464
T006096	2021	441A2	Transit	$0	$183	$0	$183
T006467	2021	OPR	Transit	$203,111	$0	$203,111	$406,222
T007178	2022	CAP	Transit	$361,565	$11,192	$283,223	$655,980
T007260	2023	CAP	Transit	$232,127	$0	$58,032	$290,159
T007344	2024	CAP	Transit	$324,978	$0	$81,244	$406,222
				$1,123,244	***$11,375***	***$625,794***	***$1,760,413***

Note: Cost estimates in this section show only the county's portion of the project; If the totals are different from the list above it is an indication that the project is in multiple counties.

Lincoln

Project: **0015555** *Type Work:* Replace Bridge
Descp: SR 79 @ BROAD RIVER 15.7 MI NW OF LINCOLNTON
Lanes: *Exist.* 2 *Prop.* 2 *Length:* 0.40

Total Project Cost: $6,766,185
Total Project Authorizations: *$1,266,185*
Total Parcels: 10

Project Details: Replaces a deteriorated substandard bridge.

Phase	Fund	Year	Federal	State	Other	Total
PE	*STBG*	*2019*	*$1,012,948*	*$253,237*	*$0*	*$1,266,185*
ROW	STBG	2022	$200,000	$50,000	$0	$250,000
CST	STBG	After 2024	$4,160,000	$1,040,000	$0	$5,200,000
UTL	STBG	After 2024	$40,000	$10,000	$0	$50,000

In Elbert, Lincoln County

Project: **0016524** *Type Work:* Replace Bridge
Descp: SR 43 @ LLOYD CREEK 7 MI SW OF LINCOLNTON
Lanes: *Exist.* 2 *Prop.* 2 *Length:* 0.40

Total Project Cost: $4,200,000
Total Project Authorizations: *$650,000*
Total Parcels: 4

Phase	Fund	Year	Federal	State	Other	Total
PE	*STBG*	*2020*	*$520,000*	*$130,000*	*$0*	*$650,000*
ROW	STBG	2023	$200,000	$50,000	$0	$250,000
CST	STBG	After 2024	$2,560,000	$640,000	$0	$3,200,000
UTL	STBG	After 2024	$80,000	$20,000	$0	$100,000

Project: **0016525** *Type Work:* Replace Bridge
Descp: SR 220 @ SOAP CREEK 5 MI E OF LINCOLNTON
Lanes: *Exist.* 2 *Prop.* 2 *Length:* 0.29

Total Project Cost: $7,020,000
Total Project Authorizations: *$850,000*
Total Parcels: 4

Phase	Fund	Year	Federal	State	Other	Total
PE	*STBG*	*2020*	*$680,000*	*$170,000*	*$0*	*$850,000*
ROW	STBG	2024	$200,000	$50,000	$0	$250,000
CST	STBG	After 2024	$4,640,000	$1,160,000	$0	$5,800,000
UTL	STBG	After 2024	$96,000	$24,000	$0	$120,000

Project: **T006448** *Type Work:* Intermodal
Descp: FY 2021-LINCOLN COUNTY-SEC.5311-OPERATIONS ONLY
Lanes: *Exist.* *Prop.* *Length:*

Total Project Cost: $75,854
Total Project Authorizations: *$0*
Total Parcels: 0

Phase	Fund	Year	Federal	State	Other	Total
OPR	Transit	2021	$37,927	$0	$37,927	$75,854

Project: **T007161** *Type Work:* Intermodal
Descp: FY 2022-LINCOLN COUNTY-SEC.5311-CAPITAL AND OPERATIONS
Lanes: *Exist.* 0 *Prop.* 0 *Length:* 0.00

Total Project Cost: $91,180
Total Project Authorizations: *$0*
Total Parcels: 0

Phase	Fund	Year	Federal	State	Other	Total
CAP	Transit	2022	$45,590	$0	$45,590	$91,180

Project: **T007243** *Type Work:* Intermodal
Descp: FY 2023-LINCOLN COUNTY-SEC.5311-CAPITAL AND OPERATIONS
Lanes: *Exist.* 0 *Prop.* 0 *Length:* 0.00

Total Project Cost: $75,854
Total Project Authorizations: *$0*
Total Parcels: 0

Phase	Fund	Year	Federal	State	Other	Total
CAP	Transit	2023	$60,683	$0	$15,171	$75,854

Project: **T007326** *Type Work:* Intermodal
Descp: FY 2024-LINCOLN COUNTY-SEC.5311-CAPITAL AND OPERATIONS
Lanes: *Exist.* 0 *Prop.* 0 *Length:* 0.00

Phase	Fund	Year	Federal	State	Other	Total
CAP	Transit	2024	$60,683	$0	$15,171	$75,854

Total Project Cost: $75,854
Total Project Authorizations: *$0*
Total Parcels: 0

Lincoln Totals Summary

County Summary excludes lump sum projects

PI #	Year	Phase	Fund	Federal	State	Other	Total
0015555	2022	ROW	STBG	$100,000	$25,000	$0	$125,000
0016524	2023	ROW	STBG	$200,000	$50,000	$0	$250,000
0016525	2024	ROW	STBG	$200,000	$50,000	$0	$250,000
T006448	2021	OPR	Transit	$37,927	$0	$37,927	$75,854
T007161	2022	CAP	Transit	$45,590	$0	$45,590	$91,180
T007243	2023	CAP	Transit	$60,683	$0	$15,171	$75,854
T007326	2024	CAP	Transit	$60,683	$0	$15,171	$75,854
				$704,883	***$125,000***	***$113,859***	***$943,742***

Note: Cost estimates in this section show only the county's portion of the project; If the totals are different from the list above it is an indication that the project is in multiple counties.

Long

Project: **0013719** *Type Work:* Replace Bridge
Descp: SR 38/US 84 @ DOCTORS CREEK 3 MI E OF LUDOWICI
Lanes: *Exist.* 4 *Prop.* 4 *Length:* 0.60

Total Project Cost: $4,835,433
Total Project Authorizations: *$1,020,000*
Total Parcels: 6
Project Details: Replaces a substandard deteriorated bridge.

Phase	Fund	Year	Federal	State	Other	Total
PE	*NHPP*	*2016*	*$816,000*	*$204,000*	*$0*	*$1,020,000*
ROW	NHPP	2022	$200,000	$50,000	$0	$250,000
CST	STBG	2023	$2,809,147	$702,287	$0	$3,511,433
UTL	STBG	2023	$43,200	$10,800	$0	$54,000

Project: **T006088** *Type Work:* Intermodal
Descp: FY 2021-COASTAL RC-SEC.5304-PLANNING
Lanes: *Exist.* *Prop.* *Length:* 0.00

Total Project Cost: $34,775
Total Project Authorizations: *$34,775*
Total Parcels: 0

Phase	Fund	Year	Federal	State	Other	Total
441A2	*Transit*	*2021*	*$27,820*	*$0*	*$0*	*$27,820*
441A2	*Transit*	*2021*	*$0*	*$0*	*$3,478*	*$3,478*
441A2	*Transit*	*2021*	*$0*	*$3,477*	*$0*	*$3,477*

In Bryan, Bulloch, Camden, Chatham, Effingham, Glynn, Liberty, Long, McIntosh, Screven County

Project: **T006420** *Type Work:* Intermodal
Descp: FY 2021-COASTAL RC-SEC.5311-CAPITAL AND OPERATIONS
Lanes: *Exist.* *Prop.* *Length:* 0.00

Total Project Cost: $3,384,530
Total Project Authorizations: *$0*
Total Parcels: 0

Phase	Fund	Year	Federal	State	Other	Total
OPR	Transit	2021	$1,692,265	$0	$1,692,265	$3,384,530

In Bryan, Bulloch, Camden, Chatham, Effingham, Glynn, Liberty, Long, McIntosh, Screven County

Project: **T007138** *Type Work:* Intermodal
Descp: FY 2022-COASTAL RC-SEC.5311-CAPITAL AND OPERATIONS
Lanes: *Exist.* 0 *Prop.* 0 *Length:* 0.00

Total Project Cost: $5,235,888
Total Project Authorizations: *$0*
Total Parcels: 0

Phase	Fund	Year	Federal	State	Other	Total
CAP	Transit	2022	$2,997,185	$126,414	$2,112,289	$5,235,888

In Bryan, Bulloch, Camden, Chatham, Effingham, Glynn, Liberty, Long, McIntosh, Screven County

Project: **T007220** *Type Work:* Intermodal
Descp: FY 2023-COASTAL RC-SEC.5311-CAPITAL AND OPERATIONS
Lanes: *Exist.* 0 *Prop.* 0 *Length:* 0.00

Total Project Cost: $3,384,530
Total Project Authorizations: *$0*
Total Parcels: 0

Phase	Fund	Year	Federal	State	Other	Total
CAP	Transit	2023	$2,707,624	$0	$676,906	$3,384,530

In Bryan, Bulloch, Camden, Chatham, Effingham, Glynn, Liberty, Long, McIntosh, Screven County

Project: **T007303** *Type Work:* Intermodal
Descp: FY 2024-COASTAL RC-SEC.5311-CAPITAL AND OPERATIONS
Lanes: *Exist.* 0 *Prop.* 0 *Length:* 0.00

Total Project Cost: $3,384,530
Total Project Authorizations: *$0*
Total Parcels: 0

Phase	Fund	Year	Federal	State	Other	Total
CAP	Transit	2024	$2,707,624	$0	$676,906	$3,384,530

In Bryan, Bulloch, Camden, Chatham, Effingham, Glynn, Liberty, Long, McIntosh, Screven County

Long Totals Summary

County Summary excludes lump sum projects

PI #	Year	Phase	Fund	Federal	State	Other	Total
0013719	2022	ROW	NHPP	$200,000	$50,000	$0	$250,000
0013719	2023	CST	STBG	$2,809,147	$702,287	$0	$3,511,433
0013719	2023	UTL	STBG	$43,200	$10,800	$0	$54,000
T006088	2021	441A2	Transit	$0	$0	$243	$243
T006088	2021	441A2	Transit	$1,947	$0	$0	$1,947
T006088	2021	441A2	Transit	$0	$243	$0	$243
T006420	2021	OPR	Transit	$118,459	$0	$118,459	$236,917
T007138	2022	CAP	Transit	$299,719	$12,641	$211,229	$523,589
T007220	2023	CAP	Transit	$270,762	$0	$67,691	$338,453
T007303	2024	CAP	Transit	$270,762	$0	$67,691	$338,453
				$4,013,996	***$775,971***	***$465,312***	***$5,255,280***

Note: Cost estimates in this section show only the county's portion of the project; If the totals are different from the list above it is an indication that the project is in multiple counties.

Lumpkin

Project: **0013390** *Type Work:* Replace Bridge
Descp: SR 52 @ CHESTATEE RIVER - BRIDGE REPLACEMENT
Lanes: *Exist.* 2 *Prop.* 2 *Length:* 0.40

Total Project Cost: $6,406,508
Total Project Authorizations: *$850,000*
Total Parcels: 4

Phase	Fund	Year	Federal	State	Other	Total
PE	*NHPP*	*2016*	*$680,000*	*$170,000*	*$0*	*$850,000*
ROW	NHPP	2022	$632,563	$158,141	$0	$790,704
CST	STBG	After 2024	$3,769,444	$942,361	$0	$4,711,804
UTL	STBG	After 2024	$43,200	$10,800	$0	$54,000

Project: **0013598** *Type Work:* Replace Bridge
Descp: SR 11/US 19 @ BOGGS CREEK 11 MI NE OF DAHLONEGA
Lanes: *Exist.* 2 *Prop.* 2 *Length:* 0.30

Total Project Cost: $4,753,366
Total Project Authorizations: *$1,600,000*
Total Parcels: 6
Project Details: Replaces a structurally deficient bridge.

Phase	Fund	Year	Federal	State	Other	Total
PE	*NHPP*	*2016*	*$584,000*	*$146,000*	*$0*	*$730,000*
PE	*Bridge*	*2016*	*$184,000*	*$46,000*	*$0*	*$230,000*
ROW	*STBG*	*2019*	*$512,000*	*$128,000*	*$0*	*$640,000*
CST	NHPP	2021	$2,490,693	$622,673	$0	$3,113,366
UTL	NHPP	2021	$32,000	$8,000	$0	$40,000

Project: **0015556** *Type Work:* Replace Bridge
Descp: SR 9/US 19 @ CHESTATEE RIVER 10.25 MI NE OF DAHLONEGA
Lanes: *Exist.* 2 *Prop.* 2 *Length:* 0.20

Total Project Cost: $6,674,841
Total Project Authorizations: *$1,000,000*
Total Parcels: 4
Project Details: Replaces a deteriorated substandard bridge.

Phase	Fund	Year	Federal	State	Other	Total
PE	*STBG*	*2019*	*$800,000*	*$200,000*	*$0*	*$1,000,000*
ROW	NHPP	2021	$332,800	$83,200	$0	$416,000
CST	STBG	After 2024	$4,114,330	$1,028,582	$0	$5,142,912
UTL	STBG	After 2024	$92,743	$23,186	$0	$115,928

Project: **0015635** *Type Work:* Replace Bridge
Descp: CR 48/ROY GRINDLE ROAD @ CHESTATEE RIVER TRIB N OF DAHLONEGA
Lanes: *Exist.* 2 *Prop.* 2 *Length:* 0.30

Total Project Cost: $1,350,000
Total Project Authorizations: *$0*
Total Parcels: 0
Project Details: Replaces a structurally deficient substandard local system bridge.

Phase	Fund	Year	Federal	State	Other	Total
PE	STBG	2021	$400,000	$100,000	$0	$500,000
ROW	Local	2023	$0	$0	$125,000	$125,000
ROW	STBG	2023	$100,000	$25,000	$0	$125,000
CST	STBG	After 2024	$480,000	$120,000	$0	$600,000

Project: **T006089** *Type Work:* Intermodal
Descp: FY 2021-GEORGIA MOUNTAINS RC-SEC.5304-PLANNING
Lanes: *Exist.* *Prop.* *Length:* 0.00

Total Project Cost: $31,905
Total Project Authorizations: *$31,905*
Total Parcels: 0

Phase	Fund	Year	Federal	State	Other	Total
441A2	*Transit*	*2021*	*$25,524*	*$0*	*$0*	*$25,524*
441A2	*Transit*	*2021*	*$0*	*$3,190*	*$0*	*$3,190*
441A2	*Transit*	*2021*	*$0*	*$0*	*$3,191*	*$3,191*

In Banks, Dawson, Forsyth, Franklin, Habersham, Hall, Hart, Lumpkin, Rabun, Stephens, Towns, Union, White County

Project: **T006450** *Type Work:* Intermodal
Descp: FY 2021-LUMPKIN COUNTY-SEC.5311-OPERATIONS ONLY
Lanes: *Exist.* *Prop.* *Length:*

Total Project Cost: $126,314
Total Project Authorizations: *$0*
Total Parcels: 0

Phase	Fund	Year	Federal	State	Other	Total
OPR	Transit	2021	$63,157	$0	$63,157	$126,314

Project: **T007163** *Type Work:* Intermodal
Descp: FY 2022-LUMPKIN COUNTY-SEC.5311-CAPITAL AND OPERATIONS
Lanes: *Exist.* 0 *Prop.* 0 *Length:* 0.00

Phase	Fund	Year	Federal	State	Other	Total
CAP	Transit	2022	$127,817	$5,852	$86,852	$220,521

Total Project Cost: $220,521
Total Project Authorizations: *$0*
Total Parcels: 0

Project: **T007245** *Type Work:* Intermodal
Descp: FY 2023-LUMPKIN COUNTY-SEC.5311-CAPITAL AND OPERATIONS
Lanes: *Exist.* 0 *Prop.* 0 *Length:* 0.00

Phase	Fund	Year	Federal	State	Other	Total
CAP	Transit	2023	$101,051	$0	$25,263	$126,314

Total Project Cost: $126,314
Total Project Authorizations: *$0*
Total Parcels: 0

Project: **T007328** *Type Work:* Intermodal
Descp: FY 2024-LUMPKIN COUNTY-SEC.5311-CAPITAL AND OPERATIONS
Lanes: *Exist.* 0 *Prop.* 0 *Length:* 0.00

Phase	Fund	Year	Federal	State	Other	Total
CAP	Transit	2024	$101,051	$0	$25,263	$126,314

Total Project Cost: $126,314
Total Project Authorizations: *$0*
Total Parcels: 0

Lumpkin Totals Summary

County Summary excludes lump sum projects

PI #	Year	Phase	Fund	Federal	State	Other	Total
0013390	2022	ROW	NHPP	$632,563	$158,141	$0	$790,704
0013598	2021	CST	NHPP	$2,490,693	$622,673	$0	$3,113,366
0013598	2021	UTL	NHPP	$32,000	$8,000	$0	$40,000
0015556	2021	ROW	NHPP	$332,800	$83,200	$0	$416,000
0015635	2021	PE	STBG	$400,000	$100,000	$0	$500,000
0015635	2023	ROW	Local	$0	$0	$125,000	$125,000
0015635	2023	ROW	STBG	$100,000	$25,000	$0	$125,000
T006089	2021	441A2	Transit	$2,042	$0	$0	$2,042
T006089	2021	441A2	Transit	$0	$0	$255	$255
T006089	2021	441A2	Transit	$0	$255	$0	$255
T006450	2021	OPR	Transit	$63,157	$0	$63,157	$126,314
T007163	2022	CAP	Transit	$127,817	$5,852	$86,852	$220,521
T007245	2023	CAP	Transit	$101,051	$0	$25,263	$126,314
T007328	2024	CAP	Transit	$101,051	$0	$25,263	$126,314
				$4,383,174	***$1,003,121***	***$325,790***	***$5,712,085***

Note: Cost estimates in this section show only the county's portion of the project; If the totals are different from the list above it is an indication that the project is in multiple counties.

Macon

Project: **0014169** *Type Work:* Replace Bridge
Descp: SR 128 @ HORSE CREEK 8 MI NE OF IDEAL
Lanes: *Exist.* 2 *Prop.* 2 *Length:* 0.39

Total Project Cost: $3,080,000
Total Project Authorizations: *$1,000,000*
Total Parcels: 2
Project Details: Replaces 78 year old, substandard deficient bridge

Phase	*Fund*	*Year*	*Federal*	*State*	*Other*	*Total*
PE	*STBG*	*2017*	*$800,000*	*$200,000*	*$0*	*$1,000,000*
ROW	STBG	2021	$64,000	$16,000	$0	$80,000
CST	STBG	2024	$1,600,000	$400,000	$0	$2,000,000

Project: **0015639** *Type Work:* Replace Bridge
Descp: CS 699/HAMILTON ROAD @ BEAVER CREEK IN MONTEZUMA
Lanes: *Exist.* 2 *Prop.* 2 *Length:* 0.20

Total Project Cost: $2,070,000
Total Project Authorizations: *$500,000*
Total Parcels: 0

Project Details: Replaces a structurally deficient substandard local system bridge.

Phase	*Fund*	*Year*	*Federal*	*State*	*Other*	*Total*
PE	*STBG*	*2021*	*$400,000*	*$100,000*	*$0*	*$500,000*
ROW	STBG	2023	$100,000	$25,000	$0	$125,000
ROW	Local	2023	$0	$0	$125,000	$125,000
CST	STBG	After 2024	$960,000	$240,000	$0	$1,200,000
UTL	STBG	After 2024	$96,000	$24,000	$0	$120,000

Project: **0016570** *Type Work:* Replace Bridge
Descp: CR 281/CEDAR CREEK ROAD @ CEDAR CREEK
Lanes: *Exist.* 2 *Prop.* 2 *Length:* 0.15

Total Project Cost: $1,880,000
Total Project Authorizations: *$650,000*
Total Parcels: 0

Phase	*Fund*	*Year*	*Federal*	*State*	*Other*	*Total*
PE	*STBG*	*2021*	*$520,000*	*$130,000*	*$0*	*$650,000*
ROW	STBG	2023	$80,000	$20,000	$0	$100,000
ROW	Local	2023	$0	$0	$50,000	$50,000
CST	STBG	After 2024	$800,000	$200,000	$0	$1,000,000
UTL	STBG	After 2024	$64,000	$16,000	$0	$80,000

Project: **T006094** *Type Work:* Intermodal
Descp: FY 2021-RIVER VALLEY RC-SEC.5304-PLANNING
Lanes: *Exist.* *Prop.* *Length:* 0.00

Total Project Cost: $24,140
Total Project Authorizations: *$24,140*
Total Parcels: 0

Phase	*Fund*	*Year*	*Federal*	*State*	*Other*	*Total*
441A2	*Transit*	*2021*	*$0*	*$2,414*	*$0*	*$2,414*
441A2	*Transit*	*2021*	*$0*	*$0*	*$2,414*	*$2,414*
441A2	*Transit*	*2021*	*$19,312*	*$0*	*$0*	*$19,312*

In Chattahoochee, Clay, Crisp, Dooly, Harris, Macon, Marion, Muscogee, Quitman, Randolph, Schley, Stewart, Sumter, Talbot, Taylor, Webster County

Project: **T006451** *Type Work:* Intermodal
Descp: FY 2021-MACON COUNTY-SEC.5311-CAPITAL AND OPERATIONS
Lanes: *Exist.* *Prop.* *Length:*

Total Project Cost: $200,070
Total Project Authorizations: *$0*
Total Parcels: 0

Phase	*Fund*	*Year*	*Federal*	*State*	*Other*	*Total*
OPR	Transit	2021	$100,035	$0	$100,035	$200,070

Project: **T006466** *Type Work:* Intermodal
Descp: FY 2021-RIVER VALLEY RC-SEC.5311-MOBILITY MGMT
Lanes: *Exist.* *Prop.* *Length:* 0.00

Total Project Cost: $131,250
Total Project Authorizations: *$0*
Total Parcels: 0

Phase	*Fund*	*Year*	*Federal*	*State*	*Other*	*Total*
CAP	Transit	2021	$105,000	$0	$26,250	$131,250

In Chattahoochee, Clay, Crisp, Dooly, Harris, Macon, Marion, Muscogee, Quitman, Randolph, Schley, Stewart, Sumter, Talbot, Taylor, Webster County

Project: **T007164** *Type Work:* Intermodal
Descp: FY 2022-MACON COUNTY-SEC.5311-CAPITAL AND OPERATIONS
Lanes: *Exist.* 0 *Prop.* 0 *Length:* 0.00

Phase	Fund	Year	Federal	State	Other	Total
CAP	Transit	2022	$173,492	$5,252	$136,727	$315,471

Total Project Cost: $315,471
Total Project Authorizations: *$0*
Total Parcels: 0

Project: **T007177** *Type Work:* Intermodal
Descp: FY 2022-RIVER VALLEY RC-SEC.5311-MOBILITY MGMT
Lanes: *Exist.* 0 *Prop.* 0 *Length:* 0.00

Phase	Fund	Year	Federal	State	Other	Total
CAP	Transit	2022	$77,010	$9,626	$9,626	$96,263

Total Project Cost: $96,263
Total Project Authorizations: *$0*
Total Parcels: 0

In Chattahoochee, Clay, Crisp, Dooly, Harris, Macon, Marion, Muscogee, Quitman, Randolph, Schley, Stewart, Sumter, Talbot, Taylor, Webster County

Project: **T007246** *Type Work:* Intermodal
Descp: FY 2023-MACON COUNTY-SEC.5311-CAPITAL AND OPERATIONS
Lanes: *Exist.* 0 *Prop.* 0 *Length:* 0.00

Phase	Fund	Year	Federal	State	Other	Total
CAP	Transit	2023	$160,056	$0	$40,014	$200,070

Total Project Cost: $200,070
Total Project Authorizations: *$0*
Total Parcels: 0

Project: **T007259** *Type Work:* Intermodal
Descp: FY 2023-RIVER VALLEY RC-SEC.5311-MOBILITY MGMT
Lanes: *Exist.* 0 *Prop.* 0 *Length:* 0.00

Phase	Fund	Year	Federal	State	Other	Total
CAP	Transit	2023	$105,000	$0	$26,250	$131,250

Total Project Cost: $131,250
Total Project Authorizations: *$0*
Total Parcels: 0

In Chattahoochee, Clay, Crisp, Dooly, Harris, Macon, Marion, Muscogee, Quitman, Randolph, Schley, Stewart, Sumter, Talbot, Taylor, Webster County

Project: **T007329** *Type Work:* Intermodal
Descp: FY 2024-MACON COUNTY-SEC.5311-CAPITAL AND OPERATIONS
Lanes: *Exist.* 0 *Prop.* 0 *Length:* 0.00

Phase	Fund	Year	Federal	State	Other	Total
CAP	Transit	2024	$160,056	$0	$40,014	$200,070

Total Project Cost: $200,070
Total Project Authorizations: *$0*
Total Parcels: 0

Project: **T007343** *Type Work:* Intermodal
Descp: FY 2024-RIVER VALLEY RC-SEC.5311-MOBILITY MGMT
Lanes: *Exist.* 0 *Prop.* 0 *Length:* 0.00

Phase	Fund	Year	Federal	State	Other	Total
CAP	Transit	2024	$105,000	$0	$26,250	$131,250

Total Project Cost: $131,250
Total Project Authorizations: *$0*
Total Parcels: 0

In Chattahoochee, Clay, Crisp, Dooly, Harris, Macon, Marion, Muscogee, Quitman, Randolph, Schley, Stewart, Sumter, Talbot, Taylor, Webster County

Macon Totals Summary

County Summary excludes lump sum projects

PI #	Year	Phase	Fund	Federal	State	Other	Total
0014169	2021	ROW	STBG	$64,000	$16,000	$0	$80,000
0014169	2024	CST	STBG	$1,600,000	$400,000	$0	$2,000,000
0015639	2021	PE	STBG	$400,000	$100,000	$0	$500,000
0015639	2023	ROW	Local	$0	$0	$125,000	$125,000
0015639	2023	ROW	STBG	$100,000	$25,000	$0	$125,000
0016570	2021	PE	STBG	$520,000	$130,000	$0	$650,000
0016570	2023	ROW	Local	$0	$0	$50,000	$50,000
0016570	2023	ROW	STBG	$80,000	$20,000	$0	$100,000
T006094	2021	441A2	Transit	$0	$0	$193	$193
T006094	2021	441A2	Transit	$1,545	$0	$0	$1,545
T006094	2021	441A2	Transit	$0	$193	$0	$193
T006451	2021	OPR	Transit	$100,035	$0	$100,035	$200,070
T006466	2021	CAP	Transit	$8,400	$0	$2,100	$10,500
T007164	2022	CAP	Transit	$173,492	$5,252	$136,727	$315,471
T007177	2022	CAP	Transit	$3,851	$481	$481	$4,813
T007246	2023	CAP	Transit	$160,056	$0	$40,014	$200,070
T007259	2023	CAP	Transit	$10,500	$0	$2,625	$13,125
T007329	2024	CAP	Transit	$160,056	$0	$40,014	$200,070
T007343	2024	CAP	Transit	$9,450	$0	$2,362	$11,812
				$3,391,384	***$696,927***	***$499,552***	***$4,587,863***

Note: Cost estimates in this section show only the county's portion of the project; If the totals are different from the list above it is an indication that the project is in multiple counties.

Madison

Project: **0013996** *Type Work:* Replace Bridge
Descp: SR 8 @ SOUTH FORK BROAD RIVER
Lanes: *Exist.* 2 *Prop.* 2 *Length:* 0.50

Total Project Cost: $6,233,433
Total Project Authorizations: *$1,000,000*
Total Parcels: 11
Project Details: Replaces a substandard 84 year old bridge.

Phase	*Fund*	*Year*	*Federal*	*State*	*Other*	*Total*
PE	*STBG*	*2017*	*$400,000*	*$100,000*	*$0*	*$500,000*
PE	*STBG*	*2017*	*$128,000*	*$32,000*	*$0*	*$160,000*
ROW	*STBG*	*2020*	*$272,000*	*$68,000*	*$0*	*$340,000*
CST	STBG	2021	$4,158,186	$1,039,547	$0	$5,197,733
UTL	STBG	2021	$28,560	$7,140	$0	$35,700

Project: **0013997** *Type Work:* Replace Bridge
Descp: SR 281 @ BROAD RIVER 8 MI N OF COMER
Lanes: *Exist.* 2 *Prop.* 2 *Length:* 0.25

Total Project Cost: $7,030,834
Total Project Authorizations: *$690,000*
Total Parcels: 6
Project Details: Replaces a bridge with substandard load capacity.

Phase	*Fund*	*Year*	*Federal*	*State*	*Other*	*Total*
PE	*STBG*	*2017*	*$400,000*	*$100,000*	*$0*	*$500,000*
ROW	*STBG*	*2021*	*$152,000*	*$38,000*	*$0*	*$190,000*
CST	STBG	2023	$5,072,667	$1,268,167	$0	$6,340,834

Project: **0015557** *Type Work:* Replace Bridge
Descp: SR 8/SR 174 @ HUDSON RIVER 8.8 MI N OF DANIELSVILLE
Lanes: *Exist.* 2 *Prop.* 2 *Length:* 0.30

Total Project Cost: $4,657,085
Total Project Authorizations: *$900,000*
Total Parcels: 4
Project Details: Replaces a deteriorated substandard bridge.

Phase	*Fund*	*Year*	*Federal*	*State*	*Other*	*Total*
PE	*STBG*	*2018*	*$720,000*	*$180,000*	*$0*	*$900,000*
ROW	STBG	2021	$181,600	$45,400	$0	$227,000
CST	STBG	2024	$2,784,068	$696,017	$0	$3,480,085
UTL	STBG	2024	$40,000	$10,000	$0	$50,000

Project: **0016526** *Type Work:* Replace Bridge
Descp: SR 106 @ HUDSON RIVER 3.8 MI N OF POCATALICO
Lanes: *Exist.* 2 *Prop.* 2 *Length:* 0.40

Total Project Cost: $4,800,000
Total Project Authorizations: *$750,000*
Total Parcels: 0

Phase	*Fund*	*Year*	*Federal*	*State*	*Other*	*Total*
PE	*STBG*	*2020*	*$600,000*	*$150,000*	*$0*	*$750,000*
ROW	STBG	2023	$200,000	$50,000	$0	$250,000
CST	STBG	After 2024	$2,960,000	$740,000	$0	$3,700,000
UTL	STBG	After 2024	$80,000	$20,000	$0	$100,000

In Franklin, Madison County

Project: **T006092** *Type Work:* Intermodal
Descp: FY 2021-NORTHEAST GEORGIA RC-SEC.5304-PLANNING
Lanes: *Exist.* *Prop.* *Length:* 0.00

Total Project Cost: $31,035
Total Project Authorizations: *$31,035*
Total Parcels: 0

Phase	*Fund*	*Year*	*Federal*	*State*	*Other*	*Total*
441A2	*Transit*	*2021*	*$0*	*$0*	*$3,104*	*$3,104*
441A2	*Transit*	*2021*	*$24,828*	*$0*	*$0*	*$24,828*
441A2	*Transit*	*2021*	*$0*	*$3,103*	*$0*	*$3,103*

In Barrow, Clarke, Elbert, Greene, Jackson, Jasper, Madison, Morgan, Newton, Oconee, Oglethorpe, Walton County

Madison Totals Summary

County Summary excludes lump sum projects

PI #	Year	Phase	Fund	Federal	State	Other	Total
0013996	2021	CST	STBG	$4,158,186	$1,039,547	$0	$5,197,733
0013996	2021	UTL	STBG	$28,560	$7,140	$0	$35,700
0013997	2021	ROW	STBG	$152,000	$38,000	$0	$190,000
0013997	2023	CST	STBG	$5,072,667	$1,268,167	$0	$6,340,834
0015557	2021	ROW	STBG	$181,600	$45,400	$0	$227,000
0015557	2024	CST	STBG	$2,784,068	$696,017	$0	$3,480,085
0015557	2024	UTL	STBG	$40,000	$10,000	$0	$50,000
0016526	2023	ROW	STBG	$98,000	$24,500	$0	$122,500
T006092	2021	441A2	Transit	$0	$248	$0	$248
T006092	2021	441A2	Transit	$0	$0	$248	$248
T006092	2021	441A2	Transit	$1,986	$0	$0	$1,986
				$12,517,068	***$3,129,019***	***$248***	***$15,646,335***

Note: Cost estimates in this section show only the county's portion of the project; If the totals are different from the list above it is an indication that the project is in multiple counties.

Marion

Project: **0017774** *Type Work:* Replace Bridge
Descp: CR 163/PINEVILLE ROAD @ KINCHAFOONEE CREEK
Lanes: *Exist.* 2 *Prop.* 2 *Length:* 0.40

Phase	Fund	Year	Federal	State	Other	Total
ROW	Local	2023	$0	$0	$50,000	$50,000

Total Project Cost: $1,700,000
Total Project Authorizations: *$0*
Total Parcels: 0

Project: **T006094** *Type Work:* Intermodal
Descp: FY 2021-RIVER VALLEY RC-SEC.5304-PLANNING
Lanes: *Exist.* *Prop.* *Length:* 0.00

Phase	Fund	Year	Federal	State	Other	Total
441A2	*Transit*	*2021*	*$0*	*$2,414*	*$0*	*$2,414*
441A2	*Transit*	*2021*	*$0*	*$0*	*$2,414*	*$2,414*
441A2	*Transit*	*2021*	*$19,312*	*$0*	*$0*	*$19,312*

Total Project Cost: $24,140
Total Project Authorizations: *$24,140*
Total Parcels: 0
In Chattahoochee, Clay, Crisp, Dooly, Harris, Macon, Marion, Muscogee, Quitman, Randolph, Schley, Stewart, Sumter, Talbot, Taylor, Webster County

Project: **T006466** *Type Work:* Intermodal
Descp: FY 2021-RIVER VALLEY RC-SEC.5311-MOBILITY MGMT
Lanes: *Exist.* *Prop.* *Length:* 0.00

Phase	Fund	Year	Federal	State	Other	Total
CAP	Transit	2021	$105,000	$0	$26,250	$131,250

Total Project Cost: $131,250
Total Project Authorizations: *$0*
Total Parcels: 0
In Chattahoochee, Clay, Crisp, Dooly, Harris, Macon, Marion, Muscogee, Quitman, Randolph, Schley, Stewart, Sumter, Talbot, Taylor, Webster County

Project: **T007177** *Type Work:* Intermodal
Descp: FY 2022-RIVER VALLEY RC-SEC.5311-MOBILITY MGMT
Lanes: *Exist.* 0 *Prop.* 0 *Length:* 0.00

Phase	Fund	Year	Federal	State	Other	Total
CAP	Transit	2022	$77,010	$9,626	$9,626	$96,263

Total Project Cost: $96,263
Total Project Authorizations: *$0*
Total Parcels: 0
In Chattahoochee, Clay, Crisp, Dooly, Harris, Macon, Marion, Muscogee, Quitman, Randolph, Schley, Stewart, Sumter, Talbot, Taylor, Webster County

Project: **T007259** *Type Work:* Intermodal
Descp: FY 2023-RIVER VALLEY RC-SEC.5311-MOBILITY MGMT
Lanes: *Exist.* 0 *Prop.* 0 *Length:* 0.00

Phase	Fund	Year	Federal	State	Other	Total
CAP	Transit	2023	$105,000	$0	$26,250	$131,250

Total Project Cost: $131,250
Total Project Authorizations: *$0*
Total Parcels: 0
In Chattahoochee, Clay, Crisp, Dooly, Harris, Macon, Marion, Muscogee, Quitman, Randolph, Schley, Stewart, Sumter, Talbot, Taylor, Webster County

Project: **T007343** *Type Work:* Intermodal
Descp: FY 2024-RIVER VALLEY RC-SEC.5311-MOBILITY MGMT
Lanes: *Exist.* 0 *Prop.* 0 *Length:* 0.00

Phase	Fund	Year	Federal	State	Other	Total
CAP	Transit	2024	$105,000	$0	$26,250	$131,250

Total Project Cost: $131,250
Total Project Authorizations: *$0*
Total Parcels: 0
In Chattahoochee, Clay, Crisp, Dooly, Harris, Macon, Marion, Muscogee, Quitman, Randolph, Schley, Stewart, Sumter, Talbot, Taylor, Webster County

Marion Totals Summary

County Summary excludes lump sum projects

PI #	Year	Phase	Fund	Federal	State	Other	Total
0017774	2023	ROW	Local	$0	$0	$50,000	$50,000
T006094	2021	441A2	Transit	$1,352	$0	$0	$1,352
T006094	2021	441A2	Transit	$0	$0	$169	$169
T006094	2021	441A2	Transit	$0	$169	$0	$169
T006466	2021	CAP	Transit	$7,350	$0	$1,838	$9,188
T007177	2022	CAP	Transit	$3,851	$481	$481	$4,813
T007259	2023	CAP	Transit	$10,500	$0	$2,625	$13,125
T007343	2024	CAP	Transit	$8,400	$0	$2,100	$10,500
				$31,452	***$650***	***$57,213***	***$89,315***

Note: Cost estimates in this section show only the county's portion of the project; If the totals are different from the list above it is an indication that the project is in multiple counties.

McDuffie

Project: **0013925** *Type Work:* Replace Bridge
Descp: SR 10 @ SWEETWATER CREEK 3.6 MI SE OF THOMSON
Lanes: *Exist.* 2 *Prop.* 2 *Length:* 0.23

Total Project Cost: $4,141,789
Total Project Authorizations: *$1,465,000*
Total Parcels: 5
Project Details: Replaces a deteriorated substandard bridge.

Phase	Fund	Year	Federal	State	Other	Total
PE	*STP*	*2017*	*$336,000*	*$84,000*	*$0*	*$420,000*
PE	*STBG*	*2017*	*$716,000*	*$179,000*	*$0*	*$895,000*
ROW	*STBG*	*2020*	*$120,000*	*$30,000*	*$0*	*$150,000*
CST	Bond	2021	$0	$0	$2,654,789	$2,654,789
UTL	Bond	2021	$0	$0	$22,000	$22,000

Project: **0016128** *Type Work:* Replace Bridge
Descp: SR 80 @ LITTLE RIVER 12.9 MI NW OF THOMSON
Lanes: *Exist.* 2 *Prop.* 2 *Length:* 0.40

Total Project Cost: $3,180,000
Total Project Authorizations: *$600,000*
Total Parcels: 0

Phase	Fund	Year	Federal	State	Other	Total
PE	*STBG*	*2019*	*$480,000*	*$120,000*	*$0*	*$600,000*
ROW	STBG	2023	$200,000	$50,000	$0	$250,000
CST	STBG	After 2024	$1,840,000	$460,000	$0	$2,300,000
UTL	STBG	After 2024	$24,000	$6,000	$0	$30,000

In McDuffie, Wilkes County

Project: **T006453** *Type Work:* Intermodal
Descp: FY 2021-MCDUFFIE COUNTY-SEC.5311-OPERATIONS ONLY
Lanes: *Exist.* *Prop.* *Length:*

Total Project Cost: $187,904
Total Project Authorizations: *$0*
Total Parcels: 0

Phase	Fund	Year	Federal	State	Other	Total
OPR	Transit	2021	$93,952	$0	$93,952	$187,904

Project: **T007165** *Type Work:* Intermodal
Descp: FY 2022-MCDUFFIE COUNTY-SEC.5311-CAPITAL AND OPERATIONS
Lanes: *Exist.* 0 *Prop.* 0 *Length:* 0.00

Total Project Cost: $363,272
Total Project Authorizations: *$0*
Total Parcels: 0

Phase	Fund	Year	Federal	State	Other	Total
CAP	Transit	2022	$212,057	$10,140	$141,074	$363,272

Project: **T007247** *Type Work:* Intermodal
Descp: FY 2023-MCDUFFIE COUNTY-SEC.5311-CAPITAL AND OPERATIONS
Lanes: *Exist.* 0 *Prop.* 0 *Length:* 0.00

Total Project Cost: $187,904
Total Project Authorizations: *$0*
Total Parcels: 0

Phase	Fund	Year	Federal	State	Other	Total
CAP	Transit	2023	$150,323	$0	$37,581	$187,904

Project: **T007330** *Type Work:* Intermodal
Descp: FY 2024-MCDUFFIE COUNTY-SEC.5311-CAPITAL AND OPERATIONS
Lanes: *Exist.* 0 *Prop.* 0 *Length:* 0.00

Total Project Cost: $187,904
Total Project Authorizations: *$0*
Total Parcels: 0

Phase	Fund	Year	Federal	State	Other	Total
CAP	Transit	2024	$150,323	$0	$37,581	$187,904

McDuffie Totals Summary

County Summary excludes lump sum projects

PI #	Year	Phase	Fund	Federal	State	Other	Total
0013925	2021	CST	Bond	$0	$0	$2,654,789	$2,654,789
0013925	2021	UTL	Bond	$0	$0	$22,000	$22,000
0016128	2023	ROW	STBG	$80,000	$20,000	$0	$100,000
T006453	2021	OPR	Transit	$93,952	$0	$93,952	$187,904
T007165	2022	CAP	Transit	$212,057	$10,140	$141,074	$363,272
T007247	2023	CAP	Transit	$150,323	$0	$37,581	$187,904
T007330	2024	CAP	Transit	$150,323	$0	$37,581	$187,904
				$686,656	***$30,140***	***$2,986,977***	***$3,703,773***

Note: Cost estimates in this section show only the county's portion of the project; If the totals are different from the list above it is an indication that the project is in multiple counties.

McIntosh

Project: **0013599** *Type Work:* Replace Bridge
Descp: SR 25 @ DARIEN RIVER IN DARIEN
Lanes: *Exist.* 2 *Prop.* 2 *Length:* 0.47

Total Project Cost: $31,338,054
Total Project Authorizations: *$2,100,000*
Total Parcels: 25
Project Details: Replaces a fracture critical, substandard bridge.

Phase	Fund	Year	Federal	State	Other	Total
PE	*STP*	*2016*	*$1,680,000*	*$420,000*	*$0*	*$2,100,000*
ROW	STBG	2022	$200,000	$50,000	$0	$250,000
CST	STBG	After 2024	$23,190,443	$5,797,611	$0	$28,988,054

Project: **T006088** *Type Work:* Intermodal
Descp: FY 2021-COASTAL RC-SEC.5304-PLANNING
Lanes: *Exist.* *Prop.* *Length:* 0.00

Total Project Cost: $34,775
Total Project Authorizations: *$34,775*
Total Parcels: 0

Phase	Fund	Year	Federal	State	Other	Total
441A2	*Transit*	*2021*	*$27,820*	*$0*	*$0*	*$27,820*
441A2	*Transit*	*2021*	*$0*	*$0*	*$3,478*	*$3,478*
441A2	*Transit*	*2021*	*$0*	*$3,477*	*$0*	*$3,477*

In Bryan, Bulloch, Camden, Chatham, Effingham, Glynn, Liberty, Long, McIntosh, Screven County

Project: **T006420** *Type Work:* Intermodal
Descp: FY 2021-COASTAL RC-SEC.5311-CAPITAL AND OPERATIONS
Lanes: *Exist.* *Prop.* *Length:* 0.00

Total Project Cost: $3,384,530
Total Project Authorizations: *$0*
Total Parcels: 0

Phase	Fund	Year	Federal	State	Other	Total
OPR	Transit	2021	$1,692,265	$0	$1,692,265	$3,384,530

In Bryan, Bulloch, Camden, Chatham, Effingham, Glynn, Liberty, Long, McIntosh, Screven County

Project: **T007138** *Type Work:* Intermodal
Descp: FY 2022-COASTAL RC-SEC.5311-CAPITAL AND OPERATIONS
Lanes: *Exist.* 0 *Prop.* 0 *Length:* 0.00

Total Project Cost: $5,235,888
Total Project Authorizations: *$0*
Total Parcels: 0

Phase	Fund	Year	Federal	State	Other	Total
CAP	Transit	2022	$2,997,185	$126,414	$2,112,289	$5,235,888

In Bryan, Bulloch, Camden, Chatham, Effingham, Glynn, Liberty, Long, McIntosh, Screven County

Project: **T007220** *Type Work:* Intermodal
Descp: FY 2023-COASTAL RC-SEC.5311-CAPITAL AND OPERATIONS
Lanes: *Exist.* 0 *Prop.* 0 *Length:* 0.00

Total Project Cost: $3,384,530
Total Project Authorizations: *$0*
Total Parcels: 0

Phase	Fund	Year	Federal	State	Other	Total
CAP	Transit	2023	$2,707,624	$0	$676,906	$3,384,530

In Bryan, Bulloch, Camden, Chatham, Effingham, Glynn, Liberty, Long, McIntosh, Screven County

Project: **T007303** *Type Work:* Intermodal
Descp: FY 2024-COASTAL RC-SEC.5311-CAPITAL AND OPERATIONS
Lanes: *Exist.* 0 *Prop.* 0 *Length:* 0.00

Total Project Cost: $3,384,530
Total Project Authorizations: *$0*
Total Parcels: 0

Phase	Fund	Year	Federal	State	Other	Total
CAP	Transit	2024	$2,707,624	$0	$676,906	$3,384,530

In Bryan, Bulloch, Camden, Chatham, Effingham, Glynn, Liberty, Long, McIntosh, Screven County

Project: **T007503** *Type Work:* Preliminary Engineering
Descp: FY 2021-DNR-SAPELO ISLAND FERRY DOCK RENOVATIONS
Lanes: *Exist.* 0 *Prop.* 0 *Length:*

Phase	Fund	Year	Federal	State	Other	Total
HARB	Ferry Boat	2021	$62,218	$0	$15,555	$77,773

Total Project Cost: $77,773
Total Project Authorizations: $77,773
Total Parcels: 0

McIntosh Totals Summary

County Summary excludes lump sum projects

PI #	Year	Phase	Fund	Federal	State	Other	Total
0013599	2022	ROW	STBG	$200,000	$50,000	$0	$250,000
T006088	2021	441A2	Transit	$0	$0	$348	$348
T006088	2021	441A2	Transit	$2,782	$0	$0	$2,782
T006088	2021	441A2	Transit	$0	$348	$0	$348
T006420	2021	OPR	Transit	$169,226	$0	$169,226	$338,453
T007138	2022	CAP	Transit	$299,719	$12,641	$211,229	$523,589
T007220	2023	CAP	Transit	$270,762	$0	$67,691	$338,453
T007303	2024	CAP	Transit	$270,762	$0	$67,691	$338,453
T007503	2021	HARB	Ferry Boat	$62,218	$0	$15,555	$77,773
				$1,275,470	***$62,989***	***$531,739***	***$1,870,198***

Note: Cost estimates in this section show only the county's portion of the project; If the totals are different from the list above it is an indication that the project is in multiple counties.

Meriwether

Project: **0007044** *Type Work:* Replace Bridge
Descp: SR 85 @ CS 811/LANE STREET IN MANCHESTER
Lanes: *Exist.* 2 *Prop.* 2 *Length:* 0.49

Total Project Cost: $4,109,204
Total Project Authorizations: *$1,006,795*
Total Parcels: 4

Phase	Fund	Year	Federal	State	Other	Total
PE	*STP*	*2016*	*$645,436*	*$161,359*	*$0*	*$806,795*
ROW	*STBG*	*2020*	*$160,000*	*$40,000*	*$0*	*$200,000*
CST	STBG	2021	$2,401,927	$600,482	$0	$3,002,409
UTL	STBG	2021	$80,000	$20,000	$0	$100,000

Project: **0013600** *Type Work:* Replace Bridge
Descp: SR 109 @ NS #719349N IN GREENVILLE
Lanes: *Exist.* 2 *Prop.* 2 *Length:* 0.23

Total Project Cost: $3,090,043
Total Project Authorizations: *$1,087,898*
Total Parcels: 6
Project Details: Replaces a structurally deficient bridge.

Phase	Fund	Year	Federal	State	Other	Total
PE	*STP*	*2016*	*$870,318*	*$217,580*	*$0*	*$1,087,898*
ROW	STBG	2021	$200,000	$50,000	$0	$250,000
CST	STBG	2023	$1,401,716	$350,429	$0	$1,752,145

Project: **0013960** *Type Work:* Replace Bridge
Descp: CR 285/DAN STRIBLING ROAD @ CSX #639372L 3.5 MI S OF GAY
Lanes: *Exist.* 2 *Prop.* 2 *Length:* 0.23

Total Project Cost: $3,057,134
Total Project Authorizations: *$1,326,131*
Total Parcels: 6
Project Details: Replaces a structurally deficient bridge.

Phase	Fund	Year	Federal	State	Other	Total
PE	*STBG*	*2016*	*$884,904*	*$221,226*	*$0*	*$1,106,131*
ROW	*STBG*	*2021*	*$136,000*	*$34,000*	*$0*	*$170,000*
ROW	*Local*	*2021*	*$0*	*$0*	*$50,000*	*$50,000*
CST	STBG	2023	$1,342,354	$335,589	$0	$1,677,943
UTL	STBG	2023	$42,448	$10,612	$0	$53,060

Project: **0015558** *Type Work:* Replace Bridge
Descp: SR 41 @ COLEMAN CREEK 4 MI S OF LUTHERSVILLE
Lanes: *Exist.* 2 *Prop.* 2 *Length:* 0.40

Total Project Cost: $3,593,800
Total Project Authorizations: *$1,400,000*
Total Parcels: 4
Project Details: Replaces a deteriorated substandard bridge.

Phase	Fund	Year	Federal	State	Other	Total
PE	*STBG*	*2018*	*$1,120,000*	*$280,000*	*$0*	*$1,400,000*
ROW	STBG	2021	$90,400	$22,600	$0	$113,000
CST	STBG	2023	$1,664,640	$416,160	$0	$2,080,800

Project: **0016527** *Type Work:* Replace Bridge
Descp: SR 362 @ RED OAK CREEK 6 MI NE OF GREENVILLE
Lanes: *Exist.* 2 *Prop.* 2 *Length:* 0.73

Total Project Cost: $4,121,000
Total Project Authorizations: *$971,000*
Total Parcels: 4

Phase	Fund	Year	Federal	State	Other	Total
PE	*STBG*	*2020*	*$776,800*	*$194,200*	*$0*	*$971,000*
ROW	STBG	2024	$200,000	$50,000	$0	$250,000
CST	STBG	After 2024	$2,240,000	$560,000	$0	$2,800,000
UTL	STBG	After 2024	$80,000	$20,000	$0	$100,000

Project: **0016574** *Type Work:* Replace Bridge
Descp: CR 246/CR 412/FLAT SHOALS ROAD @ FLINT RIVER
Lanes: *Exist.* 2 *Prop.* 2 *Length:* 0.40

Total Project Cost: $9,370,000
Total Project Authorizations: *$950,000*
Total Parcels: 0

Phase	Fund	Year	Federal	State	Other	Total
PE	*STBG*	*2021*	*$760,000*	*$190,000*	*$0*	*$950,000*
ROW	Local	After 2024	$0	$0	$100,000	$100,000
ROW	STBG	After 2024	$160,000	$40,000	$0	$200,000
CST	STBG	After 2024	$6,400,000	$1,600,000	$0	$8,000,000
UTL	STBG	After 2024	$96,000	$24,000	$0	$120,000

In Meriwether, Pike County

Project: **T006097** *Type Work:* Intermodal
Descp: FY 2021-THREE RIVERS RC-SEC.5304-PLANNING
Lanes: *Exist.* *Prop.* *Length:* 0.00

Total Project Cost: $38,570
Total Project Authorizations: *$38,570*
Total Parcels: 0

Phase	Fund	Year	Federal	State	Other	Total
441A2	*Transit*	*2021*	*$0*	*$0*	*$3,857*	*$3,857*
441A2	*Transit*	*2021*	*$30,856*	*$0*	*$0*	*$30,856*
441A2	*Transit*	*2021*	*$0*	*$3,857*	*$0*	*$3,857*

In Butts, Carroll, Coweta, Heard, Lamar, Meriwether, Pike, Spalding, Troup, Upson County

Project: **T006474** *Type Work:* Intermodal
Descp: FY 2021-THREE RIVERS RC-SEC.5311-CAPITAL AND OPERATIONS
Lanes: *Exist.* *Prop.* *Length:* 0.00

Total Project Cost: $997,320
Total Project Authorizations: *$0*
Total Parcels: 0

Phase	Fund	Year	Federal	State	Other	Total
OPR	Transit	2021	$498,660	$0	$498,660	$997,320

In Butts, Carroll, Lamar, Meriwether, Pike, Spalding, Upson County

Project: **T006561** *Type Work:* Intermodal
Descp: FY 2021-THREE RIVERS RC-SEC.5311-MOBILITY MGMT
Lanes: *Exist.* *Prop.* *Length:* 0.00

Total Project Cost: $135,000
Total Project Authorizations: *$0*
Total Parcels: 0

Phase	Fund	Year	Federal	State	Other	Total
CAP	Transit	2021	$108,000	$0	$27,000	$135,000

In Butts, Carroll, Coweta, Heard, Lamar, Meriwether, Pike, Spalding, Troup, Upson County

Project: **T007185** *Type Work:* Intermodal
Descp: FY 2022-THREE RIVERS RC-SEC.5311-CAPITAL AND OPERATIONS
Lanes: *Exist.* 0 *Prop.* 0 *Length:* 0.00

Total Project Cost: $2,227,211
Total Project Authorizations: *$0*
Total Parcels: 0

Phase	Fund	Year	Federal	State	Other	Total
CAP	Transit	2022	$1,230,704	$39,033	$957,474	$2,227,211

In Butts, Carroll, Lamar, Meriwether, Pike, Spalding, Upson County

Project: **T007267** *Type Work:* Intermodal
Descp: FY 2023-THREE RIVERS RC-SEC.5311-CAPITAL AND OPERATIONS
Lanes: *Exist.* 0 *Prop.* 0 *Length:* 0.00

Total Project Cost: $997,320
Total Project Authorizations: *$0*
Total Parcels: 0

Phase	Fund	Year	Federal	State	Other	Total
CAP	Transit	2023	$797,856	$0	$199,464	$997,320

In Butts, Carroll, Lamar, Meriwether, Pike, Spalding, Upson County

Project: **T007351** *Type Work:* Intermodal
Descp: FY 2024-THREE RIVERS RC-SEC.5311-CAPITAL AND OPERATIONS
Lanes: *Exist.* 0 *Prop.* 0 *Length:* 0.00

Total Project Cost: $997,320
Total Project Authorizations: *$0*
Total Parcels: 0

Phase	Fund	Year	Federal	State	Other	Total
CAP	Transit	2024	$797,856	$0	$199,464	$997,320

Meriwether Totals Summary

County Summary excludes lump sum projects

PI #	Year	Phase	Fund	Federal	State	Other	Total
0007044	2021	CST	STBG	$2,401,927	$600,482	$0	$3,002,409
0007044	2021	UTL	STBG	$80,000	$20,000	$0	$100,000
0013600	2021	ROW	STBG	$200,000	$50,000	$0	$250,000
0013600	2023	CST	STBG	$1,401,716	$350,429	$0	$1,752,145
0013960	2021	ROW	Local	$0	$0	$50,000	$50,000
0013960	2021	ROW	STBG	$136,000	$34,000	$0	$170,000
0013960	2023	CST	STBG	$1,342,354	$335,589	$0	$1,677,943
0013960	2023	UTL	STBG	$42,448	$10,612	$0	$53,060
0015558	2021	ROW	STBG	$90,400	$22,600	$0	$113,000
0015558	2023	CST	STBG	$1,664,640	$416,160	$0	$2,080,800
0016527	2024	ROW	STBG	$200,000	$50,000	$0	$250,000
0016574	2021	PE	STBG	$425,600	$106,400	$0	$532,000
T006097	2021	441A2	Transit	$4,628	$0	$0	$4,628
T006097	2021	441A2	Transit	$0	$0	$579	$579
T006097	2021	441A2	Transit	$0	$579	$0	$579
T006474	2021	OPR	Transit	$119,678	$0	$119,678	$239,357
T006561	2021	CAP	Transit	$16,200	$0	$4,050	$20,250
T007185	2022	CAP	Transit	$123,070	$3,903	$95,747	$222,721
T007267	2023	CAP	Transit	$103,721	$0	$25,930	$129,652
T007351	2024	CAP	Transit	$103,721	$0	$25,930	$129,652
				$8,456,106	***$2,000,753***	***$321,915***	***$10,778,774***

Note: Cost estimates in this section show only the county's portion of the project; If the totals are different from the list above it is an indication that the project is in multiple counties.

Miller

Project: **T006096** *Type Work:* Intermodal
Descp: FY 2021-SOUTHWEST GEORGIA RC-SEC.5304-PLANNING
Lanes: *Exist.* *Prop.* *Length:* 0.00

Phase	Fund	Year	Federal	State	Other	Total
441A2	*Transit*	*2021*	*$24,392*	*$0*	*$0*	*$24,392*
441A2	*Transit*	*2021*	*$0*	*$0*	*$3,049*	*$3,049*
441A2	*Transit*	*2021*	*$0*	*$3,049*	*$0*	*$3,049*

Total Project Cost: $30,490
Total Project Authorizations: *$30,490*
Total Parcels: 0

In Baker, Calhoun, Colquitt, Decatur, Dougherty, Early, Grady, Lee, Miller, Mitchell, Seminole, Terrell, Thomas, Worth County

Project: **T006467** *Type Work:* Intermodal
Descp: FY 2021-SW GEORGIA RC-SEC.5311-CAPITAL AND OPERATIONS
Lanes: *Exist.* *Prop.* *Length:* 0.00

Phase	Fund	Year	Federal	State	Other	Total
OPR	Transit	2021	$2,901,589	$0	$2,901,589	$5,803,178

Total Project Cost: $5,803,178
Total Project Authorizations: *$0*
Total Parcels: 0

In Baker, Calhoun, Colquitt, Decatur, Dougherty, Early, Grady, Lee, Miller, Mitchell, Seminole, Terrell, Worth County

Project: **T007178** *Type Work:* Intermodal
Descp: FY 2022-SW GEORGIA RC-SEC.5311-CAPITAL AND OPERATIONS
Lanes: *Exist.* 0 *Prop.* 0 *Length:* 0.00

Phase	Fund	Year	Federal	State	Other	Total
CAP	Transit	2022	$3,615,646	$111,916	$2,832,232	$6,559,795

Total Project Cost: $6,559,795
Total Project Authorizations: *$0*
Total Parcels: 0

In Baker, Calhoun, Colquitt, Decatur, Dougherty, Early, Grady, Lee, Miller, Mitchell, Seminole, Terrell, Worth County

Project: **T007260** *Type Work:* Intermodal
Descp: FY 2023-SW GEORGIA RC-SEC.5311-CAPITAL AND OPERATIONS
Lanes: *Exist.* 0 *Prop.* 0 *Length:* 0.00

Phase	Fund	Year	Federal	State	Other	Total
CAP	Transit	2023	$4,642,542	$0	$1,160,636	$5,803,178

Total Project Cost: $5,803,178
Total Project Authorizations: *$0*
Total Parcels: 0

In Baker, Calhoun, Colquitt, Decatur, Dougherty, Early, Grady, Lee, Miller, Mitchell, Seminole, Terrell, Worth County

Project: **T007344** *Type Work:* Intermodal
Descp: FY 2024-SW GEORGIA RC-SEC.5311-CAPITAL AND OPERATIONS
Lanes: *Exist.* 0 *Prop.* 0 *Length:* 0.00

Phase	Fund	Year	Federal	State	Other	Total
CAP	Transit	2024	$4,642,542	$0	$1,160,636	$5,803,178

Total Project Cost: $5,803,178
Total Project Authorizations: *$0*
Total Parcels: 0

In Baker, Calhoun, Colquitt, Decatur, Dougherty, Early, Grady, Lee, Miller, Mitchell, Seminole, Terrell, Worth County

Miller Totals Summary

County Summary excludes lump sum projects

PI #	Year	Phase	Fund	Federal	State	Other	Total
T006096	2021	441A2	Transit	$0	$0	$152	$152
T006096	2021	441A2	Transit	$1,220	$0	$0	$1,220
T006096	2021	441A2	Transit	$0	$152	$0	$152
T006467	2021	OPR	Transit	$145,079	$0	$145,079	$290,159
T007178	2022	CAP	Transit	$361,565	$11,192	$283,223	$655,980
T007260	2023	CAP	Transit	$464,254	$0	$116,064	$580,318
T007344	2024	CAP	Transit	$417,829	$0	$104,457	$522,286
				$1,389,947	***$11,344***	***$648,976***	***$2,050,267***

Note: Cost estimates in this section show only the county's portion of the project; If the totals are different from the list above it is an indication that the project is in multiple counties.

Mitchell

Project: **0016569** *Type Work:* Replace Bridge
Descp: CR 288/WHIGHAM ROAD @ BIG SLOUGH
Lanes: *Exist.* 2 *Prop.* 2 *Length:* 0.40

Total Project Cost: $3,980,000
Total Project Authorizations: *$675,000*
Total Parcels: 0

Phase	Fund	Year	Federal	State	Other	Total
PE	*STBG*	*2021*	*$540,000*	*$135,000*	*$0*	*$675,000*
ROW	Local	2023	$0	$0	$75,000	$75,000
ROW	STBG	2023	$120,000	$30,000	$0	$150,000
CST	STBG	After 2024	$2,400,000	$600,000	$0	$3,000,000
UTL	STBG	After 2024	$64,000	$16,000	$0	$80,000

Project: **T006096** *Type Work:* Intermodal
Descp: FY 2021-SOUTHWEST GEORGIA RC-SEC.5304-PLANNING
Lanes: *Exist.* *Prop.* *Length:* 0.00

Total Project Cost: $30,490
Total Project Authorizations: *$30,490*
Total Parcels: 0

Phase	Fund	Year	Federal	State	Other	Total
441A2	*Transit*	*2021*	*$24,392*	*$0*	*$0*	*$24,392*
441A2	*Transit*	*2021*	*$0*	*$0*	*$3,049*	*$3,049*
441A2	*Transit*	*2021*	*$0*	*$3,049*	*$0*	*$3,049*

In Baker, Calhoun, Colquitt, Decatur, Dougherty, Early, Grady, Lee, Miller, Mitchell, Seminole, Terrell, Thomas, Worth County

Project: **T006467** *Type Work:* Intermodal
Descp: FY 2021-SW GEORGIA RC-SEC.5311-CAPITAL AND OPERATIONS
Lanes: *Exist.* *Prop.* *Length:* 0.00

Total Project Cost: $5,803,178
Total Project Authorizations: *$0*
Total Parcels: 0

Phase	Fund	Year	Federal	State	Other	Total
OPR	Transit	2021	$2,901,589	$0	$2,901,589	$5,803,178

In Baker, Calhoun, Colquitt, Decatur, Dougherty, Early, Grady, Lee, Miller, Mitchell, Seminole, Terrell, Worth County

Project: **T007178** *Type Work:* Intermodal
Descp: FY 2022-SW GEORGIA RC-SEC.5311-CAPITAL AND OPERATIONS
Lanes: *Exist.* 0 *Prop.* 0 *Length:* 0.00

Total Project Cost: $6,559,795
Total Project Authorizations: *$0*
Total Parcels: 0

Phase	Fund	Year	Federal	State	Other	Total
CAP	Transit	2022	$3,615,646	$111,916	$2,832,232	$6,559,795

In Baker, Calhoun, Colquitt, Decatur, Dougherty, Early, Grady, Lee, Miller, Mitchell, Seminole, Terrell, Worth County

Project: **T007260** *Type Work:* Intermodal
Descp: FY 2023-SW GEORGIA RC-SEC.5311-CAPITAL AND OPERATIONS
Lanes: *Exist.* 0 *Prop.* 0 *Length:* 0.00

Total Project Cost: $5,803,178
Total Project Authorizations: *$0*
Total Parcels: 0

Phase	Fund	Year	Federal	State	Other	Total
CAP	Transit	2023	$4,642,542	$0	$1,160,636	$5,803,178

In Baker, Calhoun, Colquitt, Decatur, Dougherty, Early, Grady, Lee, Miller, Mitchell, Seminole, Terrell, Worth County

Project: **T007344** *Type Work:* Intermodal
Descp: FY 2024-SW GEORGIA RC-SEC.5311-CAPITAL AND OPERATIONS
Lanes: *Exist.* 0 *Prop.* 0 *Length:* 0.00

Phase	Fund	Year	Federal	State	Other	Total
CAP	Transit	2024	$4,642,542	$0	$1,160,636	$5,803,178

Total Project Cost: $5,803,178
Total Project Authorizations: *$0*
Total Parcels: 0

In Baker, Calhoun, Colquitt, Decatur, Dougherty, Early, Grady, Lee, Miller, Mitchell, Seminole, Terrell, Worth County

Mitchell Totals Summary

County Summary excludes lump sum projects

PI #	Year	Phase	Fund	Federal	State	Other	Total
0016569	2021	PE	STBG	$540,000	$135,000	$0	$675,000
0016569	2023	ROW	Local	$0	$0	$75,000	$75,000
0016569	2023	ROW	STBG	$120,000	$30,000	$0	$150,000
T006096	2021	441A2	Transit	$0	$0	$274	$274
T006096	2021	441A2	Transit	$2,195	$0	$0	$2,195
T006096	2021	441A2	Transit	$0	$274	$0	$274
T006467	2021	OPR	Transit	$261,143	$0	$261,143	$522,286
T007178	2022	CAP	Transit	$361,565	$11,192	$283,223	$655,980
T007260	2023	CAP	Transit	$464,254	$0	$116,064	$580,318
T007344	2024	CAP	Transit	$417,829	$0	$104,457	$522,286
				$2,166,986	***$176,466***	***$840,161***	***$3,183,613***

Note: Cost estimates in this section show only the county's portion of the project; If the totals are different from the list above it is an indication that the project is in multiple counties.

Monroe

Project: **0013120** *Type Work:* Roundabout
Descp: SR 74 @ SR 42
Lanes: *Exist.* *Prop.* *Length:* 0.80

Total Project Cost: $4,973,736
Total Project Authorizations: *$670,000*
Total Parcels: 8

Project Details: Improve the capacity and operations of the intersection to enhance mobility- on the statewide freight corridor

Phase	Fund	Year	Federal	State	Other	Total
PE	*STBG*	*2019*	*$170,000*	*$0*	*$0*	*$170,000*
PE	*State*	*2020*	*$0*	*$500,000*	*$0*	*$500,000*
PE	State	2021	$0	$500,000	$0	$500,000
ROW	STBG	2022	$1,100,400	$0	$0	$1,100,400
CST	STBG	2023	$2,612,336	$0	$0	$2,612,336
UTL	STBG	2023	$91,000	$0	$0	$91,000

Project: **0013813** *Type Work:* Replace Bridge
Descp: SR 83 @ LEE CREEK & @ OCMULGEE RIVER 11 MI NE OF FORSYTH
Lanes: *Exist.* 2 *Prop.* 2 *Length:* 0.75

Total Project Cost: $13,034,534
Total Project Authorizations: *$1,666,000*
Total Parcels: 5

Project Details: Replaces 2 substandard deteriorated bridges.

Phase	Fund	Year	Federal	State	Other	Total
PE	*Bridge*	*2016*	*$532,800*	*$133,200*	*$0*	*$666,000*
PE	*STBG*	*2016*	*$800,000*	*$200,000*	*$0*	*$1,000,000*
ROW	STBG	2022	$400,000	$100,000	$0	$500,000
CST	STBG	After 2024	$8,686,866	$2,171,717	$0	$10,858,583
UTL	STBG	After 2024	$7,961	$1,990	$0	$9,951

In Jasper, Monroe County

Project: **0015643** *Type Work:* Replace Bridge
Descp: CR 275/JOHNSTONVILLE ROAD @ ROCKY CREEK 5 MI N OF FORSYTH
Lanes: *Exist.* 2 *Prop.* 2 *Length:* 0.20

Total Project Cost: $2,100,000
Total Project Authorizations: *$500,000*
Total Parcels: 0

Project Details: Replaces a structurally deficient substandard local system bridge.

Phase	Fund	Year	Federal	State	Other	Total
PE	*STBG*	*2021*	*$400,000*	*$100,000*	*$0*	*$500,000*
ROW	STBG	2023	$100,000	$25,000	$0	$125,000
ROW	Local	2023	$0	$0	$125,000	$125,000
CST	STBG	After 2024	$1,040,000	$260,000	$0	$1,300,000
UTL	STBG	After 2024	$40,000	$10,000	$0	$50,000

Project: **0016129** *Type Work:* Replace Bridge
Descp: SR 18 @ NS #718484D 13 MI E OF FORSYTH
Lanes: *Exist.* 2 *Prop.* 2 *Length:* 0.40

Total Project Cost: $5,250,000
Total Project Authorizations: *$800,000*
Total Parcels: 4

Phase	Fund	Year	Federal	State	Other	Total
PE	*STBG*	*2019*	*$640,000*	*$160,000*	*$0*	*$800,000*
ROW	STBG	2024	$240,000	$60,000	$0	$300,000
CST	STBG	After 2024	$3,200,000	$800,000	$0	$4,000,000
UTL	STBG	After 2024	$120,000	$30,000	$0	$150,000

Project: **0016130** *Type Work:* Replace Bridge
Descp: SR 18 @ OCMULGEE RIVER 13 MI E OF FORSYTH
Lanes: *Exist.* 2 *Prop.* 2 *Length:* 0.40

Total Project Cost: $6,535,000
Total Project Authorizations: *$1,155,000*
Total Parcels: 4

Phase	Fund	Year	Federal	State	Other	Total
PE	*STBG*	*2019*	*$924,000*	*$231,000*	*$0*	*$1,155,000*
ROW	STBG	2024	$240,000	$60,000	$0	$300,000
CST	STBG	After 2024	$4,000,000	$1,000,000	$0	$5,000,000
UTL	STBG	After 2024	$64,000	$16,000	$0	$80,000

In Jones, Monroe County

Project: **0016870** *Type Work:* RRX Consolidation
Descp: CS 625/INDIAN SPRINGS CROSSOVER @ NS #718329Y IN FORSYTH
Lanes: *Exist.* 2 *Prop.* 2 *Length:* 0.04

Total Project Cost: $500
Total Project Authorizations: *$0*
Total Parcels: 0

Phase	Fund	Year	Federal	State	Other	Total
PE	Local	2021	$0	$0	$500	$500

Project: **T006091** *Type Work:* Intermodal
Descp: FY 2021-MIDDLE GEORGIA RC-SEC.5304-PLANNING
Lanes: *Exist.* *Prop.* *Length:* 0.00

Total Project Cost: $22,295
Total Project Authorizations: *$22,295*
Total Parcels: 0

Phase	Fund	Year	Federal	State	Other	Total
441A2	*Transit*	*2021*	*$17,836*	*$0*	*$0*	*$17,836*
441A2	*Transit*	*2021*	*$0*	*$2,229*	*$0*	*$2,229*
441A2	*Transit*	*2021*	*$0*	*$0*	*$2,230*	*$2,230*

In Baldwin, Bibb, Crawford, Houston, Jones, Monroe, Peach, Pulaski, Putnam, Twiggs, Wilkinson County

Project: **T006454** *Type Work:* Intermodal
Descp: FY 2021-MIDDLE GEORGIA RC-SEC.5311-MOBILITY MGMT
Lanes: *Exist.* *Prop.* *Length:* 0.00

Total Project Cost: $130,000
Total Project Authorizations: *$0*
Total Parcels: 0

Phase	Fund	Year	Federal	State	Other	Total
OPR	Transit	2021	$104,000	$0	$26,000	$130,000

In Baldwin, Bibb, Crawford, Houston, Jones, Monroe, Peach, Pulaski, Putnam, Twiggs, Wilkinson County

Project: **T007166** *Type Work:* Intermodal
Descp: FY 2022-MIDDLE GEORGIA RC-SEC.5311-MOBILITY MGMT
Lanes: *Exist.* 0 *Prop.* 0 *Length:* 0.00

Total Project Cost: $60,000
Total Project Authorizations: *$0*
Total Parcels: 0

Phase	Fund	Year	Federal	State	Other	Total
CAP	Transit	2022	$48,000	$6,000	$6,000	$60,000

In Baldwin, Bibb, Crawford, Houston, Jones, Monroe, Peach, Pulaski, Putnam, Twiggs, Wilkinson County

Project: **T007248** *Type Work:* Intermodal
Descp: FY 2023-MIDDLE GEORGIA RC-SEC.5311-MOBILITY MGMT
Lanes: *Exist.* 0 *Prop.* 0 *Length:* 0.00

Total Project Cost: $130,000
Total Project Authorizations: *$0*
Total Parcels: 0

Phase	Fund	Year	Federal	State	Other	Total
CAP	Transit	2023	$104,000	$0	$26,000	$130,000

In Baldwin, Bibb, Crawford, Houston, Jones, Monroe, Peach, Pulaski, Putnam, Twiggs, Wilkinson County

Project: **T007331** *Type Work:* Intermodal
Descp: FY 2024-MIDDLE GEORGIA RC-SEC.5311-MOBILITY MGMT
Lanes: *Exist.* 0 *Prop.* 0 *Length:* 0.00

Total Project Cost: $130,000
Total Project Authorizations: *$0*
Total Parcels: 0

Phase	Fund	Year	Federal	State	Other	Total
CAP	Transit	2024	$104,000	$0	$26,000	$130,000

In Baldwin, Bibb, Crawford, Houston, Jones, Monroe, Peach, Pulaski, Putnam, Twiggs, Wilkinson County

Monroe Totals Summary

County Summary excludes lump sum projects

PI #	Year	Phase	Fund	Federal	State	Other	Total
0013120	2021	PE	State	$0	$500,000	$0	$500,000
0013120	2022	ROW	STBG	$1,100,400	$0	$0	$1,100,400
0013120	2023	CST	STBG	$2,612,336	$0	$0	$2,612,336
0013120	2023	UTL	STBG	$91,000	$0	$0	$91,000
0013813	2022	ROW	STBG	$264,000	$66,000	$0	$330,000
0015643	2021	PE	STBG	$400,000	$100,000	$0	$500,000
0015643	2023	ROW	Local	$0	$0	$125,000	$125,000
0015643	2023	ROW	STBG	$100,000	$25,000	$0	$125,000
0016129	2024	ROW	STBG	$240,000	$60,000	$0	$300,000
0016130	2024	ROW	STBG	$153,600	$38,400	$0	$192,000
0016870	2021	PE	Local	$0	$0	$500	$500
T006091	2021	441A2	Transit	$1,962	$0	$0	$1,962
T006091	2021	441A2	Transit	$0	$0	$245	$245
T006091	2021	441A2	Transit	$0	$245	$0	$245
T006454	2021	OPR	Transit	$11,440	$0	$2,860	$14,300
T007166	2022	CAP	Transit	$4,800	$600	$600	$6,000
T007248	2023	CAP	Transit	$10,400	$0	$2,600	$13,000
T007331	2024	CAP	Transit	$8,320	$0	$2,080	$10,400
				$4,998,258	***$790,245***	***$133,885***	***$5,922,388***

Note: Cost estimates in this section show only the county's portion of the project; If the totals are different from the list above it is an indication that the project is in multiple counties.

Montgomery

Project: **T006090** *Type Work:* Intermodal
Descp: FY 2021-HEART OF GEORGIA RC-SEC.5304-PLANNING
Lanes: *Exist.* *Prop.* *Length:* 0.00

Total Project Cost: $36,395
Total Project Authorizations: *$36,395*
Total Parcels: 0

Phase	Fund	Year	Federal	State	Other	Total
441A2	Transit	2021	$0	$3,639	$0	$3,639
441A2	Transit	2021	$0	$0	$3,640	$3,640
441A2	Transit	2021	$29,116	$0	$0	$29,116

In Appling, Bleckley, Candler, Dodge, Emanuel, Evans, Jeff Davis, Johnson, Laurens, Montgomery, Tattnall, Telfair, Toombs, Treutlen, Wayne, Wheeler, Wilcox County

Montgomery Totals Summary

County Summary excludes lump sum projects

PI #	Year	Phase	Fund	Federal	State	Other	Total
T006090	2021	441A2	Transit	$0	$0	$146	$146
T006090	2021	441A2	Transit	$0	$146	$0	$146
T006090	2021	441A2	Transit	$1,165	$0	$0	$1,165
				$1,165	***$146***	***$146***	***$1,456***

Note: Cost estimates in this section show only the county's portion of the project; If the totals are different from the list above it is an indication that the project is in multiple counties.

Morgan

Project: **0014903** *Type Work:* Replace Bridge
Descp: I-20 EB & WB @ BIG INDIAN CREEK 4.9 MI SE OF RUTLEDGE
Lanes: *Exist.* 4 *Prop.* 4 *Length:* 0.65

Total Project Cost: $8,099,015
Total Project Authorizations: *$1,207,000*
Total Parcels: 0
Project Details: Replaces bridges on Interstate system with deteriorating superstructure

Phase	Fund	Year	Federal	State	Other	Total
PE	*NHPP*	*2017*	*$965,600*	*$241,400*	*$0*	*$1,207,000*
CST	NHPP	2023	$5,513,612	$1,378,403	$0	$6,892,015

Project: **0017232** *Type Work:* Replace Bridge
Descp: I-20 EB & WB @ OCONEE RIVER & @ OCONEE RIVER OVERFLOW
Lanes: *Exist.* 4 *Prop.* 4 *Length:* 0.80

Total Project Cost: $27,674,994
Total Project Authorizations: *$0*
Total Parcels: 4

Phase	Fund	Year	Federal	State	Other	Total
PE	STBG	2022	$800,000	$200,000	$0	$1,000,000
ROW	STBG	2024	$360,000	$90,000	$0	$450,000
CST	STBG	After 2024	$20,739,995	$5,184,999	$0	$25,924,994
UTL	STBG	After 2024	$240,000	$60,000	$0	$300,000

In Greene, Morgan County

Project Details: Replaces a substandard, deteriorated bridge on a critical route.

Project: **T006092** *Type Work:* Intermodal
Descp: FY 2021-NORTHEAST GEORGIA RC-SEC.5304-PLANNING
Lanes: *Exist.* *Prop.* *Length:* 0.00

Total Project Cost: $31,035
Total Project Authorizations: *$31,035*
Total Parcels: 0

Phase	Fund	Year	Federal	State	Other	Total
441A2	*Transit*	*2021*	*$0*	*$0*	*$3,104*	*$3,104*
441A2	*Transit*	*2021*	*$24,828*	*$0*	*$0*	*$24,828*
441A2	*Transit*	*2021*	*$0*	*$3,103*	*$0*	*$3,103*

In Barrow, Clarke, Elbert, Greene, Jackson, Jasper, Madison, Morgan, Newton, Oconee, Oglethorpe, Walton County

Project: **T006455** *Type Work:* Intermodal
Descp: FY 2021-MORGAN COUNTY-SEC.5311-CAPITAL AND OPERATIONS
Lanes: *Exist.* *Prop.* *Length:*

Total Project Cost: $321,768
Total Project Authorizations: *$0*
Total Parcels: 0

Phase	Fund	Year	Federal	State	Other	Total
OPR	Transit	2021	$257,414	$0	$64,354	$321,768

Project: **T007167** *Type Work:* Intermodal
Descp: FY 2022-MORGAN COUNTY-SEC.5311-CAPITAL AND OPERATIONS
Lanes: *Exist.* 0 *Prop.* 0 *Length:* 0.00

Total Project Cost: $436,078
Total Project Authorizations: *$0*
Total Parcels: 0

Phase	Fund	Year	Federal	State	Other	Total
CAP	Transit	2022	$218,039	$0	$218,039	$436,078

Project: **T007249** *Type Work:* Intermodal
Descp: FY 2023-MORGAN COUNTY-SEC.5311-CAPITAL AND OPERATIONS
Lanes: *Exist.* 0 *Prop.* 0 *Length:* 0.00

Total Project Cost: $321,768
Total Project Authorizations: *$0*
Total Parcels: 0

Phase	Fund	Year	Federal	State	Other	Total
CAP	Transit	2023	$257,414	$0	$64,354	$321,768

Project: **T007332** *Type Work:* Intermodal
Descp: FY 2024-MORGAN COUNTY-SEC.5311-CAPITAL AND OPERATIONS
Lanes: *Exist.* 0 *Prop.* 0 *Length:* 0.00

Phase	Fund	Year	Federal	State	Other	Total
CAP	Transit	2024	$257,414	$0	$64,354	$321,768

Total Project Cost: $321,768
Total Project Authorizations: *$0*
Total Parcels: 0

Morgan Totals Summary

County Summary excludes lump sum projects

PI #	Year	Phase	Fund	Federal	State	Other	Total
0014903	2023	CST	NHPP	$5,513,612	$1,378,403	$0	$6,892,015
0017232	2022	PE	STBG	$336,000	$84,000	$0	$420,000
0017232	2024	ROW	STBG	$151,200	$37,800	$0	$189,000
T006092	2021	441A2	Transit	$0	$0	$310	$310
T006092	2021	441A2	Transit	$2,483	$0	$0	$2,483
T006092	2021	441A2	Transit	$0	$310	$0	$310
T006455	2021	OPR	Transit	$257,414	$0	$64,354	$321,768
T007167	2022	CAP	Transit	$218,039	$0	$218,039	$436,078
T007249	2023	CAP	Transit	$257,414	$0	$64,354	$321,768
T007332	2024	CAP	Transit	$257,414	$0	$64,354	$321,768
				$6,993,577	***$1,500,513***	***$411,410***	***$8,905,501***

Note: Cost estimates in this section show only the county's portion of the project; If the totals are different from the list above it is an indication that the project is in multiple counties.

Murray

Project: **0016528** *Type Work:* Replace Bridge
Descp: SR 2/SR 61 @ SUMAC CREEK 1.6 MI N OF CRANDALL
Lanes: *Exist.* 2 *Prop.* 2 *Length:* 0.40

Total Project Cost: $5,550,000
Total Project Authorizations: *$750,000*
Total Parcels: 4

Phase	*Fund*	*Year*	*Federal*	*State*	*Other*	*Total*
PE	*STBG*	*2020*	*$600,000*	*$150,000*	*$0*	*$750,000*
ROW	STBG	2023	$400,000	$100,000	$0	$500,000
CST	STBG	After 2024	$3,360,000	$840,000	$0	$4,200,000
UTL	STBG	After 2024	$80,000	$20,000	$0	$100,000

Project: **0016529** *Type Work:* Replace Bridge
Descp: SR 61 @ PERRY CREEK 6.3 MI N OF CRANDALL
Lanes: *Exist.* 2 *Prop.* 2 *Length:* 0.40

Total Project Cost: $2,650,000
Total Project Authorizations: *$650,000*
Total Parcels: 4

Phase	*Fund*	*Year*	*Federal*	*State*	*Other*	*Total*
PE	*STBG*	*2020*	*$520,000*	*$130,000*	*$0*	*$650,000*
ROW	STBG	2023	$80,000	$20,000	$0	$100,000
CST	STBG	After 2024	$1,440,000	$360,000	$0	$1,800,000
UTL	STBG	After 2024	$80,000	$20,000	$0	$100,000

Project: **0017233** *Type Work:* Replace Bridge
Descp: SR 2 @ CONASAUGA RIVER & @ CONASAUGA RIVER OVERFLOW
Lanes: *Exist.* 2 *Prop.* 2 *Length:* 0.80

Total Project Cost: $12,559,980
Total Project Authorizations: *$0*
Total Parcels: 0

Project Details: Replaces a substandard, deteriorated bridge.

Phase	*Fund*	*Year*	*Federal*	*State*	*Other*	*Total*
PE	STBG	2022	$600,000	$150,000	$0	$750,000
ROW	STBG	2024	$280,000	$70,000	$0	$350,000
CST	STBG	After 2024	$9,007,984	$2,251,996	$0	$11,259,980
UTL	STBG	After 2024	$160,000	$40,000	$0	$200,000

In Murray, Whitfield County

Project: **0017234** *Type Work:* Replace Bridge
Descp: SR 225 @ PINHOOK CREEK
Lanes: *Exist.* 2 *Prop.* 2 *Length:* 0.40

Total Project Cost: $2,382,205
Total Project Authorizations: *$0*
Total Parcels: 0

Project Details: Replaces a deficient CMP bridge culvert.

Phase	*Fund*	*Year*	*Federal*	*State*	*Other*	*Total*
PE	STBG	2022	$520,000	$130,000	$0	$650,000
ROW	STBG	2024	$200,000	$50,000	$0	$250,000
CST	STBG	After 2024	$1,119,606	$279,901	$0	$1,399,507
UTL	STBG	After 2024	$66,158	$16,540	$0	$82,698

Project: **0017235** *Type Work:* Replace Bridge
Descp: SR 225 @ SUMAC CREEK
Lanes: *Exist.* 2 *Prop.* 2 *Length:* 0.40

Total Project Cost: $3,534,890
Total Project Authorizations: *$0*
Total Parcels: 0

Project Details: Replaces a substandard, deteriorated bridge.

Phase	*Fund*	*Year*	*Federal*	*State*	*Other*	*Total*
PE	STBG	2022	$520,000	$130,000	$0	$650,000
ROW	STBG	2024	$200,000	$50,000	$0	$250,000
CST	STBG	After 2024	$2,041,754	$510,438	$0	$2,552,192
UTL	STBG	After 2024	$66,158	$16,540	$0	$82,698

Project: **T006093** *Type Work:* Intermodal
Descp: FY 2021-NORTHWEST GEORGIA RC-SEC.5304-PLANNING
Lanes: *Exist.* *Prop.* *Length:* 0.00

Total Project Cost: $37,990
Total Project Authorizations: *$37,990*
Total Parcels: 0

Phase	*Fund*	*Year*	*Federal*	*State*	*Other*	*Total*
441A2	*Transit*	*2021*	*$0*	*$3,799*	*$0*	*$3,799*
441A2	*Transit*	*2021*	*$30,392*	*$0*	*$0*	*$30,392*
441A2	*Transit*	*2021*	*$0*	*$0*	*$3,799*	*$3,799*

In Bartow, Catoosa, Chattooga, Dade, Fannin, Floyd, Gilmer, Gordon, Haralson, Murray, Paulding, Pickens, Polk, Walker, Whitfield County

Project: **T006428** *Type Work:* Intermodal
Descp: FY 2021-NGCA/MATS-SEC.5311.CAPITAL AND OPERATIONS
Lanes: *Exist.* *Prop.* *Length:*

Phase	*Fund*	*Year*	*Federal*	*State*	*Other*	*Total*
OPR	Transit	2021	$550,000	$0	$550,000	$1,100,000

Total Project Cost: $1,100,000
Total Project Authorizations: *$0*
Total Parcels: 0

In Fannin, Gilmer, Gordon, Murray, Pickens County

Project: **T007145** *Type Work:* Intermodal
Descp: FY 2022-NGCA/MATS-SEC.5311.CAPITAL AND OPERATIONS
Lanes: *Exist.* 0 *Prop.* 0 *Length:* 0.00

Phase	*Fund*	*Year*	*Federal*	*State*	*Other*	*Total*
CAP	Transit	2022	$936,347	$11,960	$852,630	$1,800,937

Total Project Cost: $1,800,937
Total Project Authorizations: *$0*
Total Parcels: 0

In Fannin, Gilmer, Gordon, Murray, Pickens County

Project: **T007227** *Type Work:* Intermodal
Descp: FY 2023-NGCA/MATS-SEC.5311.CAPITAL AND OPERATIONS
Lanes: *Exist.* 0 *Prop.* 0 *Length:* 0.00

Phase	*Fund*	*Year*	*Federal*	*State*	*Other*	*Total*
CAP	Transit	2023	$880,000	$0	$220,000	$1,100,000

Total Project Cost: $1,100,000
Total Project Authorizations: *$0*
Total Parcels: 0

In Fannin, Gilmer, Gordon, Murray, Pickens County

Project: **T007310** *Type Work:* Intermodal
Descp: FY 2024-NGCA/MATS-SEC.5311.CAPITAL AND OPERATIONS
Lanes: *Exist.* 0 *Prop.* 0 *Length:* 0.00

Phase	*Fund*	*Year*	*Federal*	*State*	*Other*	*Total*
CAP	Transit	2024	$880,000	$0	$220,000	$1,100,000

Total Project Cost: $1,100,000
Total Project Authorizations: *$0*
Total Parcels: 0

In Fannin, Gilmer, Gordon, Murray, Pickens County

Murray Totals Summary

County Summary excludes lump sum projects

PI #	Year	Phase	Fund	Federal	State	Other	Total
0016528	2023	ROW	STBG	$400,000	$100,000	$0	$500,000
0016529	2023	ROW	STBG	$80,000	$20,000	$0	$100,000
0017233	2022	PE	STBG	$432,000	$108,000	$0	$540,000
0017233	2024	ROW	STBG	$201,600	$50,400	$0	$252,000
0017234	2022	PE	STBG	$520,000	$130,000	$0	$650,000
0017234	2024	ROW	STBG	$200,000	$50,000	$0	$250,000
0017235	2022	PE	STBG	$520,000	$130,000	$0	$650,000
0017235	2024	ROW	STBG	$200,000	$50,000	$0	$250,000
T006093	2021	441A2	Transit	$0	$0	$266	$266
T006093	2021	441A2	Transit	$2,127	$0	$0	$2,127
T006093	2021	441A2	Transit	$0	$266	$0	$266
T006428	2021	OPR	Transit	$110,000	$0	$110,000	$220,000
T007145	2022	CAP	Transit	$187,269	$2,392	$170,526	$360,187
T007227	2023	CAP	Transit	$176,000	$0	$44,000	$220,000
T007310	2024	CAP	Transit	$176,000	$0	$44,000	$220,000
				$3,204,997	***$641,058***	***$368,792***	***$4,214,847***

Note: Cost estimates in this section show only the county's portion of the project; If the totals are different from the list above it is an indication that the project is in multiple counties.

Newton

Project: **T006092** *Type Work:* Intermodal
Descp: FY 2021-NORTHEAST GEORGIA RC-SEC.5304-PLANNING
Lanes: *Exist.* *Prop.* *Length:* 0.00

Total Project Cost: $31,035
Total Project Authorizations: *$31,035*
Total Parcels: 0

Phase	Fund	Year	Federal	State	Other	Total
441A2	Transit	2021	$0	$0	$3,104	$3,104
441A2	Transit	2021	$24,828	$0	$0	$24,828
441A2	Transit	2021	$0	$3,103	$0	$3,103

In Barrow, Clarke, Elbert, Greene, Jackson, Jasper, Madison, Morgan, Newton, Oconee, Oglethorpe, Walton County

Project: **T006482** *Type Work:* Intermodal
Descp: FY 2021-CITY OF SOCIAL CIRCLE-SEC.5311-CAPITAL AND OPERATION
Lanes: *Exist.* *Prop.* *Length:* 0.00

Total Project Cost: $77,418
Total Project Authorizations: *$0*
Total Parcels: 0

Phase	Fund	Year	Federal	State	Other	Total
OPR	Transit	2021	$38,709	$0	$38,709	$77,418

In Newton, Walton County

Newton Totals Summary

County Summary excludes lump sum projects

PI #	Year	Phase	Fund	Federal	State	Other	Total
T006092	2021	441A2	Transit	$0	$0	$248	$248
T006092	2021	441A2	Transit	$1,986	$0	$0	$1,986
T006092	2021	441A2	Transit	$0	$248	$0	$248
T006482	2021	OPR	Transit	$6,581	$0	$6,581	$13,161
				$8,567	***$248***	***$6,829***	***$15,644***

Note: Cost estimates in this section show only the county's portion of the project; If the totals are different from the list above it is an indication that the project is in multiple counties.

Oconee

Project: **0013998** *Type Work:* Replace Bridge
Descp: SR 186 @ APALACHEE RIVER
Lanes: *Exist.* 2 *Prop.* 2 *Length:* 1.13

Total Project Cost: $9,286,050
Total Project Authorizations: *$2,045,000*
Total Parcels: 8

Project Details: Replaces a substandard deteriorated bridge.

Phase	Fund	Year	Federal	State	Other	Total
PE	*STBG*	*2017*	*$1,636,000*	*$409,000*	*$0*	*$2,045,000*
ROW	STBG	2022	$554,064	$138,516	$0	$692,580
CST	STBG	2024	$5,238,776	$1,309,694	$0	$6,548,470

In Oconee, Walton County

Project: **0017185** *Type Work:* Roundabout
Descp: SR 53 @ CR 260/SNOWS MILL ROAD
Lanes: *Exist.* 2 *Prop.* 2 *Length:* 0.30

Total Project Cost: $2,850,000
Total Project Authorizations: *$0*
Total Parcels: 0

Phase	Fund	Year	Federal	State	Other	Total
PE	Local	2021	$0	$0	$400,000	$400,000
ROW	Local	2023	$0	$0	$200,000	$200,000
CST	HSIP	LUMP	$2,000,000	$0	$0	$2,000,000
UTL	HSIP	LUMP	$250,000	$0	$0	$250,000

Project: **0017186** *Type Work:* Roundabout
Descp: SR 53 @ CR 99/RAYS CHURCH ROAD/CR 516/MALCOLM BRIDGE ROAD
Lanes: *Exist.* 2 *Prop.* 2 *Length:* 0.30

Total Project Cost: $3,650,000
Total Project Authorizations: *$0*
Total Parcels: 0

Phase	Fund	Year	Federal	State	Other	Total
PE	Local	2021	$0	$0	$400,000	$400,000
ROW	Local	2024	$0	$0	$600,000	$600,000
CST	HSIP	LUMP	$2,400,000	$0	$0	$2,400,000
UTL	HSIP	LUMP	$250,000	$0	$0	$250,000

Project: **T006092** *Type Work:* Intermodal
Descp: FY 2021-NORTHEAST GEORGIA RC-SEC.5304-PLANNING
Lanes: *Exist.* *Prop.* *Length:* 0.00

Total Project Cost: $31,035
Total Project Authorizations: *$31,035*
Total Parcels: 0

Phase	Fund	Year	Federal	State	Other	Total
441A2	*Transit*	*2021*	*$0*	*$0*	*$3,104*	*$3,104*
441A2	*Transit*	*2021*	*$24,828*	*$0*	*$0*	*$24,828*
441A2	*Transit*	*2021*	*$0*	*$3,103*	*$0*	*$3,103*

In Barrow, Clarke, Elbert, Greene, Jackson, Jasper, Madison, Morgan, Newton, Oconee, Oglethorpe, Walton County

Oconee Totals Summary

County Summary excludes lump sum projects

PI #	Year	Phase	Fund	Federal	State	Other	Total
0013998	2022	ROW	STBG	$376,764	$94,191	$0	$470,954
0013998	2024	CST	STBG	$3,562,368	$890,592	$0	$4,452,960
0017185	2021	PE	Local	$0	$0	$400,000	$400,000
0017185	2023	ROW	Local	$0	$0	$200,000	$200,000
0017186	2021	PE	Local	$0	$0	$400,000	$400,000
0017186	2024	ROW	Local	$0	$0	$600,000	$600,000
T006092	2021	441A2	Transit	$0	$0	$155	$155
T006092	2021	441A2	Transit	$1,241	$0	$0	$1,241
T006092	2021	441A2	Transit	$0	$155	$0	$155
				$3,940,373	***$984,938***	***$1,600,155***	***$6,525,466***

Note: Cost estimates in this section show only the county's portion of the project; If the totals are different from the list above it is an indication that the project is in multiple counties.

Oglethorpe

Project: **T006092** *Type Work:* Intermodal
Descp: FY 2021-NORTHEAST GEORGIA RC-SEC.5304-PLANNING
Lanes: *Exist.* *Prop.* *Length:* 0.00

Total Project Cost: $31,035
Total Project Authorizations: *$31,035*
Total Parcels: 0

Phase	Fund	Year	Federal	State	Other	Total
441A2	*Transit*	*2021*	*$0*	*$0*	*$3,104*	*$3,104*
441A2	*Transit*	*2021*	*$24,828*	*$0*	*$0*	*$24,828*
441A2	*Transit*	*2021*	*$0*	*$3,103*	*$0*	*$3,103*

In Barrow, Clarke, Elbert, Greene, Jackson, Jasper, Madison, Morgan, Newton, Oconee, Oglethorpe, Walton County

Oglethorpe Totals Summary

County Summary excludes lump sum projects

PI #	Year	Phase	Fund	Federal	State	Other	Total
T006092	2021	441A2	Transit	$0	$0	$372	$372
T006092	2021	441A2	Transit	$0	$372	$0	$372
T006092	2021	441A2	Transit	$2,979	$0	$0	$2,979
				$2,979	***$372***	***$372***	***$3,724***

Note: Cost estimates in this section show only the county's portion of the project; If the totals are different from the list above it is an indication that the project is in multiple counties.

Peach

Project: **0008387** *Type Work:* Widening
Descp: SR 96 FROM CR 107/FIRE TOWER ROAD TO CR 83/HOUSERS MILL ROAD
Lanes: *Exist.* 2 *Prop.* 4 *Length:* 5.75

Total Project Cost: $37,500,577
Total Project Authorizations: *$0*
Total Parcels: 0

Phase	Fund	Year	Federal	State	Other	Total
SCP	STBG	2024	$1,200,000	$300,000	$0	$1,500,000
PE	STBG	After 2024	$1,906,487	$476,622	$0	$2,383,109
ROW	STBG	After 2024	$2,059,686	$514,922	$0	$2,574,608
CST	State	After 2024	$0	$29,788,860	$0	$29,788,860
UTL	State	After 2024	$0	$1,254,000	$0	$1,254,000

Project Details: Project will provide additional capacity to improve mobility, help enhance economic development, and reduce congestion and crash frequency.

Project: **0017391** *Type Work:* Turn Lanes
Descp: SR 7/US 341 @ SR 7 CONN
Lanes: *Exist.* 2 *Prop.* 2 *Length:* 0.10

Total Project Cost: $740,000
Total Project Authorizations: *$30,000*
Total Parcels: 0

Phase	Fund	Year	Federal	State	Other	Total
ROW	Local	2021	$0	$0	$335,000	$335,000

Project: **T006091** *Type Work:* Intermodal
Descp: FY 2021-MIDDLE GEORGIA RC-SEC.5304-PLANNING
Lanes: *Exist.* *Prop.* *Length:* 0.00

Total Project Cost: $22,295
Total Project Authorizations: *$22,295*
Total Parcels: 0

Phase	Fund	Year	Federal	State	Other	Total
441A2	*Transit*	*2021*	*$17,836*	*$0*	*$0*	*$17,836*
441A2	*Transit*	*2021*	*$0*	*$2,229*	*$0*	*$2,229*
441A2	*Transit*	*2021*	*$0*	*$0*	*$2,230*	*$2,230*

In Baldwin, Bibb, Crawford, Houston, Jones, Monroe, Peach, Pulaski, Putnam, Twiggs, Wilkinson County

Project: **T006454** *Type Work:* Intermodal
Descp: FY 2021-MIDDLE GEORGIA RC-SEC.5311-MOBILITY MGMT
Lanes: *Exist.* *Prop.* *Length:* 0.00

Total Project Cost: $130,000
Total Project Authorizations: *$0*
Total Parcels: 0

Phase	Fund	Year	Federal	State	Other	Total
OPR	Transit	2021	$104,000	$0	$26,000	$130,000

In Baldwin, Bibb, Crawford, Houston, Jones, Monroe, Peach, Pulaski, Putnam, Twiggs, Wilkinson County

Project: **T006458** *Type Work:* Intermodal
Descp: FY 2021-PEACH COUNTY-SEC.5311-OPERATIONS ONLY
Lanes: *Exist.* *Prop.* *Length:* 0.00

Total Project Cost: $141,636
Total Project Authorizations: *$0*
Total Parcels: 0

Phase	Fund	Year	Federal	State	Other	Total
OPR	Transit	2021	$70,818	$0	$70,818	$141,636

Project: **T007166** *Type Work:* Intermodal
Descp: FY 2022-MIDDLE GEORGIA RC-SEC.5311-MOBILITY MGMT
Lanes: *Exist.* 0 *Prop.* 0 *Length:* 0.00

Total Project Cost: $60,000
Total Project Authorizations: *$0*
Total Parcels: 0

Phase	Fund	Year	Federal	State	Other	Total
CAP	Transit	2022	$48,000	$6,000	$6,000	$60,000

In Baldwin, Bibb, Crawford, Houston, Jones, Monroe, Peach, Pulaski, Putnam, Twiggs, Wilkinson County

Project: **T007170** *Type Work:* Intermodal
Descp: FY 2022-PEACH COUNTY-SEC.5311-CAPITAL AND OPERATIONS
Lanes: *Exist.* 0 *Prop.* 0 *Length:* 0.00

Total Project Cost: $157,840
Total Project Authorizations: *$0*
Total Parcels: 0

Phase	Fund	Year	Federal	State	Other	Total
CAP	Transit	2022	$78,920	$0	$78,920	$157,840

Project: **T007248** *Type Work:* Intermodal
Descp: FY 2023-MIDDLE GEORGIA RC-SEC.5311-MOBILITY MGMT
Lanes: *Exist.* 0 *Prop.* 0 *Length:* 0.00

Total Project Cost: $130,000
Total Project Authorizations: *$0*
Total Parcels: 0

Phase	Fund	Year	Federal	State	Other	Total
CAP	Transit	2023	$104,000	$0	$26,000	$130,000

In Baldwin, Bibb, Crawford, Houston, Jones, Monroe, Peach, Pulaski, Putnam, Twiggs, Wilkinson County

Project: **T007252** *Type Work:* Intermodal
Descp: FY 2023-PEACH COUNTY-SEC.5311-CAPITAL AND OPERATIONS
Lanes: *Exist.* 0 *Prop.* 0 *Length:* 0.00

Total Project Cost: $141,636
Total Project Authorizations: *$0*
Total Parcels: 0

Phase	Fund	Year	Federal	State	Other	Total
CAP	Transit	2023	$113,309	$0	$28,327	$141,636

Project: **T007331** *Type Work:* Intermodal
Descp: FY 2024-MIDDLE GEORGIA RC-SEC.5311-MOBILITY MGMT
Lanes: *Exist.* 0 *Prop.* 0 *Length:* 0.00

Total Project Cost: $130,000
Total Project Authorizations: *$0*
Total Parcels: 0

Phase	Fund	Year	Federal	State	Other	Total
CAP	Transit	2024	$104,000	$0	$26,000	$130,000

In Baldwin, Bibb, Crawford, Houston, Jones, Monroe, Peach, Pulaski, Putnam, Twiggs, Wilkinson County

Project: **T007334** *Type Work:* Intermodal
Descp: FY 2024-PEACH COUNTY-SEC.5311-CAPITAL AND OPERATIONS
Lanes: *Exist.* 0 *Prop.* 0 *Length:* 0.00

Total Project Cost: $141,636
Total Project Authorizations: *$0*
Total Parcels: 0

Phase	Fund	Year	Federal	State	Other	Total
CAP	Transit	2024	$113,309	$0	$28,327	$141,636

Peach Totals Summary

County Summary excludes lump sum projects

PI #	Year	Phase	Fund	Federal	State	Other	Total
0008387	2024	SCP	STBG	$1,200,000	$300,000	$0	$1,500,000
0017391	2021	ROW	Local	$0	$0	$335,000	$335,000
T006091	2021	441A2	Transit	$0	$0	$89	$89
T006091	2021	441A2	Transit	$713	$0	$0	$713
T006091	2021	441A2	Transit	$0	$89	$0	$89
T006454	2021	OPR	Transit	$5,200	$0	$1,300	$6,500
T006458	2021	OPR	Transit	$70,818	$0	$70,818	$141,636
T007166	2022	CAP	Transit	$4,800	$600	$600	$6,000
T007170	2022	CAP	Transit	$78,920	$0	$78,920	$157,840
T007248	2023	CAP	Transit	$10,400	$0	$2,600	$13,000
T007252	2023	CAP	Transit	$113,309	$0	$28,327	$141,636
T007331	2024	CAP	Transit	$8,320	$0	$2,080	$10,400
T007334	2024	CAP	Transit	$113,309	$0	$28,327	$141,636
				$1,605,789	***$300,689***	***$548,062***	***$2,454,540***

Note: Cost estimates in this section show only the county's portion of the project; If the totals are different from the list above it is an indication that the project is in multiple counties.

Pickens

Project: **0016842** *Type Work:* Replace Bridge
Descp: CR 85/FAIRVIEW ROAD @ POLECAT BRANCH
Lanes: *Exist.* 2 *Prop.* 2 *Length:* 0.10

Total Project Cost: $1,870,000
Total Project Authorizations: *$520,000*
Total Parcels: 5

Phase	Fund	Year	Federal	State	Other	Total
PE	*STBG*	*2019*	*$240,000*	*$60,000*	*$0*	*$300,000*
ROW	*STBG*	*2021*	*$176,000*	*$44,000*	*$0*	*$220,000*
CST	STBG	2022	$1,040,000	$260,000	$0	$1,300,000
UTL	STBG	2022	$40,000	$10,000	$0	$50,000

Project: **621490-** *Type Work:* Widening
Descp: SR 53BU FROM SR 515 TO E SPRING STREET/BURNT MTN ROAD
Lanes: *Exist.* 2 *Prop.* 4 *Length:* 2.60

Total Project Cost: $32,049,510
Total Project Authorizations: *$12,534,442*
Total Parcels: 77

Phase	Fund	Year	Federal	State	Other	Total
PE	*STP*	*1992*	*$2,037,134*	*$509,284*	*$0*	*$2,546,418*
PE	*STP*	*2014*	*$397,619*	*$99,405*	*$0*	*$497,024*
PE	*State*	*2017*	*$0*	*$785,000*	*$0*	*$785,000*
PE	*State*	*2019*	*$0*	*$500,000*	*$0*	*$500,000*
ROW	*State*	*2018*	*$0*	*$8,206,000*	*$0*	*$8,206,000*
CST	State	2024	$0	$19,034,693	$0	$19,034,693
UTL	State	2024	$0	$480,375	$0	$480,375

Project Details: Widen from 2 to 4 lanes with raised median – reduce congestion and crash frequency

Project: **T006093** *Type Work:* Intermodal
Descp: FY 2021-NORTHWEST GEORGIA RC-SEC.5304-PLANNING
Lanes: *Exist.* *Prop.* *Length:* 0.00

Total Project Cost: $37,990
Total Project Authorizations: *$37,990*
Total Parcels: 0

Phase	Fund	Year	Federal	State	Other	Total
441A2	*Transit*	*2021*	*$0*	*$3,799*	*$0*	*$3,799*
441A2	*Transit*	*2021*	*$30,392*	*$0*	*$0*	*$30,392*
441A2	*Transit*	*2021*	*$0*	*$0*	*$3,799*	*$3,799*

In Bartow, Catoosa, Chattooga, Dade, Fannin, Floyd, Gilmer, Gordon, Haralson, Murray, Paulding, Pickens, Polk, Walker, Whitfield County

Project: **T006428** *Type Work:* Intermodal
Descp: FY 2021-NGCA/MATS-SEC.5311.CAPITAL AND OPERATIONS
Lanes: *Exist.* *Prop.* *Length:*

Total Project Cost: $1,100,000
Total Project Authorizations: *$0*
Total Parcels: 0

Phase	Fund	Year	Federal	State	Other	Total
OPR	Transit	2021	$550,000	$0	$550,000	$1,100,000

In Fannin, Gilmer, Gordon, Murray, Pickens County

Project: **T007145** *Type Work:* Intermodal
Descp: FY 2022-NGCA/MATS-SEC.5311.CAPITAL AND OPERATIONS
Lanes: *Exist.* 0 *Prop.* 0 *Length:* 0.00

Total Project Cost: $1,800,937
Total Project Authorizations: *$0*
Total Parcels: 0

Phase	Fund	Year	Federal	State	Other	Total
CAP	Transit	2022	$936,347	$11,960	$852,630	$1,800,937

In Fannin, Gilmer, Gordon, Murray, Pickens County

Project: **T007227** *Type Work:* Intermodal
Descp: FY 2023-NGCA/MATS-SEC.5311.CAPITAL AND OPERATIONS
Lanes: *Exist.* 0 *Prop.* 0 *Length:* 0.00

Total Project Cost: $1,100,000
Total Project Authorizations: *$0*
Total Parcels: 0

Phase	Fund	Year	Federal	State	Other	Total
CAP	Transit	2023	$880,000	$0	$220,000	$1,100,000

In Fannin, Gilmer, Gordon, Murray, Pickens County

Project: **T007310** *Type Work:* Intermodal
Descp: FY 2024-NGCA/MATS-SEC.5311.CAPITAL AND OPERATIONS
Lanes: *Exist.* 0 *Prop.* 0 *Length:* 0.00

Phase	Fund	Year	Federal	State	Other	Total
CAP	Transit	2024	$880,000	$0	$220,000	$1,100,000

Total Project Cost: $1,100,000
Total Project Authorizations: *$0*
Total Parcels: 0

In Fannin, Gilmer, Gordon, Murray, Pickens County

Pickens Totals Summary

County Summary excludes lump sum projects

PI #	Year	Phase	Fund	Federal	State	Other	Total
0016842	2021	ROW	STBG	$176,000	$44,000	$0	$220,000
0016842	2022	CST	STBG	$1,040,000	$260,000	$0	$1,300,000
0016842	2022	UTL	STBG	$40,000	$10,000	$0	$50,000
621490-	2024	CST	State	$0	$19,034,693	$0	$19,034,693
621490-	2024	UTL	State	$0	$480,375	$0	$480,375
T006093	2021	441A2	Transit	$0	$0	$190	$190
T006093	2021	441A2	Transit	$0	$190	$0	$190
T006093	2021	441A2	Transit	$1,520	$0	$0	$1,520
T006428	2021	OPR	Transit	$110,000	$0	$110,000	$220,000
T007145	2022	CAP	Transit	$187,269	$2,392	$170,526	$360,187
T007227	2023	CAP	Transit	$176,000	$0	$44,000	$220,000
T007310	2024	CAP	Transit	$176,000	$0	$44,000	$220,000
				$1,906,789	***$19,831,650***	***$368,716***	***$22,107,155***

Note: Cost estimates in this section show only the county's portion of the project; If the totals are different from the list above it is an indication that the project is in multiple counties.

Pierce

Project: **0015641** *Type Work:* Replace Bridge
Descp: CR 305/TYRE BRIDGE RD @ SIXTY FOOT CREEK N OF PATTERSON CITY
Lanes: *Exist.* 2 *Prop.* 2 *Length:* 0.20

Total Project Cost: $2,287,143
Total Project Authorizations: *$781,143*
Total Parcels: 5
Project Details: Replaces a structurally deficient substandard local system bridge.

Phase	Fund	Year	Federal	State	Other	Total
PE	*STBG*	*2019*	*$540,114*	*$135,029*	*$0*	*$675,143*
ROW	*Local*	*2019*	*$0*	*$0*	*$106,000*	*$106,000*
ROW	STBG	2021	$84,800	$21,200	$0	$106,000
CST	STBG	After 2024	$1,120,000	$280,000	$0	$1,400,000

Project: **T006095** *Type Work:* Intermodal
Descp: FY 2021-SOUTHERN GEORGIA RC-SEC.5304-PLANNING
Lanes: *Exist.* *Prop.* *Length:* 0.00

Total Project Cost: $35,360
Total Project Authorizations: *$35,360*
Total Parcels: 0
In Atkinson, Bacon, Ben Hill, Berrien, Brantley, Brooks, Charlton, Clinch, Coffee, Cook, Echols, Irwin, Lanier, Lowndes, Pierce, Tift, Turner, Ware County

Phase	Fund	Year	Federal	State	Other	Total
441A2	*Transit*	*2021*	*$28,288*	*$0*	*$0*	*$28,288*
441A2	*Transit*	*2021*	*$0*	*$3,536*	*$0*	*$3,536*
441A2	*Transit*	*2021*	*$0*	*$0*	*$3,536*	*$3,536*

Project: **T006456** *Type Work:* Intermodal
Descp: FY 2021-SOUTHERN GEORGIA RC-SEC.5311-CAPITAL AND OPERATIONS
Lanes: *Exist.* *Prop.* *Length:*

Total Project Cost: $257,734
Total Project Authorizations: *$0*
Total Parcels: 0
In Atkinson, Bacon, Ben Hill, Berrien, Brantley, Brooks, Charlton, Clinch, Coffee, Cook, Echols, Irwin, Lanier, Lowndes, Pierce, Tift, Turner, Ware County

Phase	Fund	Year	Federal	State	Other	Total
OPR	Transit	2021	$128,867	$0	$128,867	$257,734

Project: **T006460** *Type Work:* Intermodal
Descp: FY 2021-PIERCE COUNTY-SEC.5311-CAPITAL AND OPERATIONS
Lanes: *Exist.* *Prop.* *Length:* 0.00

Total Project Cost: $419,058
Total Project Authorizations: *$0*
Total Parcels: 0

Phase	Fund	Year	Federal	State	Other	Total
OPR	Transit	2021	$209,529	$0	$209,529	$419,058

Project: **T007171** *Type Work:* Intermodal
Descp: FY 2022-PIERCE COUNTY-SEC.5311-CAPITAL AND OPERATIONS
Lanes: *Exist.* 0 *Prop.* 0 *Length:* 0.00

Total Project Cost: $382,521
Total Project Authorizations: *$0*
Total Parcels: 0

Phase	Fund	Year	Federal	State	Other	Total
CAP	Transit	2022	$207,017	$5,252	$170,252	$382,521

Project: **T007253** *Type Work:* Intermodal
Descp: FY 2023-PIERCE COUNTY-SEC.5311-CAPITAL AND OPERATIONS
Lanes: *Exist.* 0 *Prop.* 0 *Length:* 0.00

Total Project Cost: $419,058
Total Project Authorizations: *$0*
Total Parcels: 0

Phase	Fund	Year	Federal	State	Other	Total
CAP	Transit	2023	$335,246	$0	$83,812	$419,058

Project: **T007335** *Type Work:* Intermodal
Descp: FY 2024-PIERCE COUNTY-SEC.5311-CAPITAL AND OPERATIONS
Lanes: *Exist.* 0 *Prop.* 0 *Length:* 0.00

Phase	Fund	Year	Federal	State	Other	Total
CAP	Transit	2024	$167,623	$0	$41,906	$209,529

Total Project Cost: $209,529
Total Project Authorizations: *$0*
Total Parcels: 0

Pierce Totals Summary

County Summary excludes lump sum projects

PI #	Year	Phase	Fund	Federal	State	Other	Total
0015641	2021	ROW	STBG	$84,800	$21,200	$0	$106,000
T006095	2021	441A2	Transit	$0	$0	$141	$141
T006095	2021	441A2	Transit	$1,132	$0	$0	$1,132
T006095	2021	441A2	Transit	$0	$141	$0	$141
T006456	2021	OPR	Transit	$7,732	$0	$7,732	$15,464
T006460	2021	OPR	Transit	$209,529	$0	$209,529	$419,058
T007171	2022	CAP	Transit	$207,017	$5,252	$170,252	$382,521
T007253	2023	CAP	Transit	$335,246	$0	$83,812	$419,058
T007335	2024	CAP	Transit	$167,623	$0	$41,906	$209,529
				$1,013,079	***$26,594***	***$513,372***	***$1,553,044***

Note: Cost estimates in this section show only the county's portion of the project; If the totals are different from the list above it is an indication that the project is in multiple counties.

Pike

Project: **0014904** *Type Work:* Replace Bridge
Descp: SR 109 @ GOLA CREEK 1 MI E OF MEANSVILLE
Lanes: *Exist.* 2 *Prop.* 2 *Length:* 0.26

Total Project Cost: $2,901,978
Total Project Authorizations: *$2,901,978*
Total Parcels: 7
Project Details: Replaces a substandard deteriorated bridge with scour damage due to flooding

Phase	Fund	Year	Federal	State	Other	Total
PE	*STBG*	*2017*	*$720,000*	*$180,000*	*$0*	*$900,000*
PE	*STP*	*2017*	*$120,000*	*$30,000*	*$0*	*$150,000*
ROW	*STBG*	*2020*	*$200,000*	*$50,000*	*$0*	*$250,000*
CST	*STBG*	*2021*	*$1,281,582*	*$320,396*	*$0*	*$1,601,978*

Project: **0016574** *Type Work:* Replace Bridge
Descp: CR 246/CR 412/FLAT SHOALS ROAD @ FLINT RIVER
Lanes: *Exist.* 2 *Prop.* 2 *Length:* 0.40

Total Project Cost: $9,370,000
Total Project Authorizations: *$950,000*
Total Parcels: 0

Phase	Fund	Year	Federal	State	Other	Total
PE	*STBG*	*2021*	*$760,000*	*$190,000*	*$0*	*$950,000*
ROW	Local	After 2024	$0	$0	$100,000	$100,000
ROW	STBG	After 2024	$160,000	$40,000	$0	$200,000
CST	STBG	After 2024	$6,400,000	$1,600,000	$0	$8,000,000
UTL	STBG	After 2024	$96,000	$24,000	$0	$120,000

In Meriwether, Pike County

Project: **T006097** *Type Work:* Intermodal
Descp: FY 2021-THREE RIVERS RC-SEC.5304-PLANNING
Lanes: *Exist.* *Prop.* *Length:* 0.00

Total Project Cost: $38,570
Total Project Authorizations: *$38,570*
Total Parcels: 0

Phase	Fund	Year	Federal	State	Other	Total
441A2	*Transit*	*2021*	*$0*	*$0*	*$3,857*	*$3,857*
441A2	*Transit*	*2021*	*$30,856*	*$0*	*$0*	*$30,856*
441A2	*Transit*	*2021*	*$0*	*$3,857*	*$0*	*$3,857*

In Butts, Carroll, Coweta, Heard, Lamar, Meriwether, Pike, Spalding, Troup, Upson County

Project: **T006474** *Type Work:* Intermodal
Descp: FY 2021-THREE RIVERS RC-SEC.5311-CAPITAL AND OPERATIONS
Lanes: *Exist.* *Prop.* *Length:* 0.00

Total Project Cost: $997,320
Total Project Authorizations: *$0*
Total Parcels: 0

Phase	Fund	Year	Federal	State	Other	Total
OPR	Transit	2021	$498,660	$0	$498,660	$997,320

In Butts, Carroll, Lamar, Meriwether, Pike, Spalding, Upson County

Project: **T006561** *Type Work:* Intermodal
Descp: FY 2021-THREE RIVERS RC-SEC.5311-MOBILITY MGMT
Lanes: *Exist.* *Prop.* *Length:* 0.00

Total Project Cost: $135,000
Total Project Authorizations: *$0*
Total Parcels: 0

Phase	Fund	Year	Federal	State	Other	Total
CAP	Transit	2021	$108,000	$0	$27,000	$135,000

In Butts, Carroll, Coweta, Heard, Lamar, Meriwether, Pike, Spalding, Troup, Upson County

Project: **T007185** *Type Work:* Intermodal
Descp: FY 2022-THREE RIVERS RC-SEC.5311-CAPITAL AND OPERATIONS
Lanes: *Exist.* 0 *Prop.* 0 *Length:* 0.00

Phase	Fund	Year	Federal	State	Other	Total
CAP	Transit	2022	$1,230,704	$39,033	$957,474	$2,227,211

Total Project Cost: $2,227,211
Total Project Authorizations: *$0*
Total Parcels: 0

In Butts, Carroll, Lamar, Meriwether, Pike, Spalding, Upson County

Project: **T007267** *Type Work:* Intermodal
Descp: FY 2023-THREE RIVERS RC-SEC.5311-CAPITAL AND OPERATIONS
Lanes: *Exist.* 0 *Prop.* 0 *Length:* 0.00

Phase	Fund	Year	Federal	State	Other	Total
CAP	Transit	2023	$797,856	$0	$199,464	$997,320

Total Project Cost: $997,320
Total Project Authorizations: *$0*
Total Parcels: 0

In Butts, Carroll, Lamar, Meriwether, Pike, Spalding, Upson County

Project: **T007351** *Type Work:* Intermodal
Descp: FY 2024-THREE RIVERS RC-SEC.5311-CAPITAL AND OPERATIONS
Lanes: *Exist.* 0 *Prop.* 0 *Length:* 0.00

Phase	Fund	Year	Federal	State	Other	Total
CAP	Transit	2024	$797,856	$0	$199,464	$997,320

Total Project Cost: $997,320
Total Project Authorizations: *$0*
Total Parcels: 0

In Butts, Carroll, Lamar, Meriwether, Pike, Spalding, Upson County

Pike Totals Summary

County Summary excludes lump sum projects

PI #	Year	Phase	Fund	Federal	State	Other	Total
0014904	2021	CST	STBG	$1,281,582	$320,396	$0	$1,601,978
0016574	2021	PE	STBG	$334,400	$83,600	$0	$418,000
T006097	2021	441A2	Transit	$2,160	$0	$0	$2,160
T006097	2021	441A2	Transit	$0	$0	$270	$270
T006097	2021	441A2	Transit	$0	$270	$0	$270
T006474	2021	OPR	Transit	$49,866	$0	$49,866	$99,732
T006561	2021	CAP	Transit	$7,560	$0	$1,890	$9,450
T007185	2022	CAP	Transit	$246,141	$7,807	$191,495	$445,442
T007267	2023	CAP	Transit	$111,700	$0	$27,925	$139,625
T007351	2024	CAP	Transit	$119,678	$0	$29,920	$149,598
				$2,153,087	***$412,072***	***$301,365***	***$2,866,525***

Note: Cost estimates in this section show only the county's portion of the project; If the totals are different from the list above it is an indication that the project is in multiple counties.

Polk

Project: **0014905** *Type Work:* Replace Bridge
Descp: SR 1BU/US 27 @ CEDAR CREEK TRIB IN CEDARTOWN
Lanes: *Exist.* 2 *Prop.* 2 *Length:* 0.30

Total Project Cost: $3,008,612
Total Project Authorizations: *$1,558,612*
Total Parcels: 4
Project Details: Replaces substandard bridge on high priority route

Phase	*Fund*	*Year*	*Federal*	*State*	*Other*	*Total*
PE	*STBG*	*2017*	*$1,086,890*	*$271,722*	*$0*	*$1,358,612*
ROW	*STBG*	*2020*	*$160,000*	*$40,000*	*$0*	*$200,000*
CST	STBG	2024	$1,000,000	$250,000	$0	$1,250,000
UTL	STBG	2024	$160,000	$40,000	$0	$200,000

Project: **0015561** *Type Work:* Replace Bridge
Descp: SR 101 @ EUHARLEE CREEK TRIB IN ROCKMART
Lanes: *Exist.* 2 *Prop.* 2 *Length:* 0.40

Total Project Cost: $4,779,439
Total Project Authorizations: *$1,215,000*
Total Parcels: 6
Project Details: Replaces a deteriorated substandard bridge.

Phase	*Fund*	*Year*	*Federal*	*State*	*Other*	*Total*
PE	*STBG*	*2018*	*$972,000*	*$243,000*	*$0*	*$1,215,000*
ROW	STBG	2021	$92,208	$23,052	$0	$115,260
CST	STBG	2023	$2,655,636	$663,909	$0	$3,319,545
UTL	STBG	2023	$103,707	$25,927	$0	$129,634

Project: **0016610** *Type Work:* Replace Bridge
Descp: CR 211/EVERETT ROAD @ SIMPSON CREEK
Lanes: *Exist.* 2 *Prop.* 2 *Length:* 0.20

Total Project Cost: $4,070,000
Total Project Authorizations: *$950,000*
Total Parcels: 0

Phase	*Fund*	*Year*	*Federal*	*State*	*Other*	*Total*
PE	*STBG*	*2021*	*$760,000*	*$190,000*	*$0*	*$950,000*
ROW	Local	2023	$0	$0	$100,000	$100,000
ROW	STBG	2023	$160,000	$40,000	$0	$200,000
CST	STBG	After 2024	$2,160,000	$540,000	$0	$2,700,000
UTL	STBG	After 2024	$96,000	$24,000	$0	$120,000

Project: **T006093** *Type Work:* Intermodal
Descp: FY 2021-NORTHWEST GEORGIA RC-SEC.5304-PLANNING
Lanes: *Exist.* *Prop.* *Length:* 0.00

Total Project Cost: $37,990
Total Project Authorizations: *$37,990*
Total Parcels: 0

Phase	*Fund*	*Year*	*Federal*	*State*	*Other*	*Total*
441A2	*Transit*	*2021*	*$0*	*$3,799*	*$0*	*$3,799*
441A2	*Transit*	*2021*	*$30,392*	*$0*	*$0*	*$30,392*
441A2	*Transit*	*2021*	*$0*	*$0*	*$3,799*	*$3,799*

In Bartow, Catoosa, Chattooga, Dade, Fannin, Floyd, Gilmer, Gordon, Haralson, Murray, Paulding, Pickens, Polk, Walker, Whitfield County

Project: **T006461** *Type Work:* Intermodal
Descp: FY 2021-CITY OF CEDARTOWN-SEC.5311-OPERATIONS ONLY
Lanes: *Exist.* *Prop.* *Length:* 0.00

Total Project Cost: $59,660
Total Project Authorizations: *$0*
Total Parcels: 0

Phase	*Fund*	*Year*	*Federal*	*State*	*Other*	*Total*
OPR	Transit	2021	$29,830	$0	$29,830	$59,660

Project: **T007172** *Type Work:* Intermodal
Descp: FY 2022-CITY OF CEDARTOWN-SEC.5311-CAPITAL AND OPERATIONS
Lanes: *Exist.* 0 *Prop.* 0 *Length:* 0.00

Total Project Cost: $71,448
Total Project Authorizations: *$0*
Total Parcels: 0

Phase	*Fund*	*Year*	*Federal*	*State*	*Other*	*Total*
CAP	Transit	2022	$35,724	$0	$35,724	$71,448

Project: **T007254** *Type Work:* Intermodal
Descp: FY 2023-CITY OF CEDARTOWN-SEC.5311-CAPITAL AND OPERATIONS
Lanes: *Exist.* 0 *Prop.* 0 *Length:* 0.00

Phase	Fund	Year	Federal	State	Other	Total
CAP	Transit	2023	$47,728	$0	$11,932	$59,660

Total Project Cost: $59,660
Total Project Authorizations: *$0*
Total Parcels: 0

Project: **T007336** *Type Work:* Intermodal
Descp: FY 2024-CITY OF CEDARTOWN-SEC.5311-CAPITAL AND OPERATIONS
Lanes: *Exist.* 0 *Prop.* 0 *Length:* 0.00

Phase	Fund	Year	Federal	State	Other	Total
CAP	Transit	2024	$47,728	$0	$11,932	$59,660

Total Project Cost: $59,660
Total Project Authorizations: *$0*
Total Parcels: 0

Polk Totals Summary

County Summary excludes lump sum projects

PI #	Year	Phase	Fund	Federal	State	Other	Total
0014905	2024	CST	STBG	$1,000,000	$250,000	$0	$1,250,000
0014905	2024	UTL	STBG	$160,000	$40,000	$0	$200,000
0015561	2021	ROW	STBG	$92,208	$23,052	$0	$115,260
0015561	2023	CST	STBG	$2,655,636	$663,909	$0	$3,319,545
0015561	2023	UTL	STBG	$103,707	$25,927	$0	$129,634
0016610	2021	PE	STBG	$760,000	$190,000	$0	$950,000
0016610	2023	ROW	Local	$0	$0	$100,000	$100,000
0016610	2023	ROW	STBG	$160,000	$40,000	$0	$200,000
T006093	2021	441A2	Transit	$1,824	$0	$0	$1,824
T006093	2021	441A2	Transit	$0	$0	$228	$228
T006093	2021	441A2	Transit	$0	$228	$0	$228
T006461	2021	OPR	Transit	$29,830	$0	$29,830	$59,660
T007172	2022	CAP	Transit	$35,724	$0	$35,724	$71,448
T007254	2023	CAP	Transit	$47,728	$0	$11,932	$59,660
T007336	2024	CAP	Transit	$47,728	$0	$11,932	$59,660
				$5,094,385	***$1,233,116***	***$189,646***	***$6,517,146***

Note: Cost estimates in this section show only the county's portion of the project; If the totals are different from the list above it is an indication that the project is in multiple counties.

Pulaski

Project: **0005533** *Type Work:* Replace Bridge
Descp: SR 11/US 129 @ BLUFF CREEK 4.7 MILES E OF FINLEYSON
Lanes: *Exist.* 2 *Prop.* 2 *Length:* 0.49

Total Project Cost: $8,076,835
Total Project Authorizations: *$1,174,724*
Total Parcels: 7

Phase	*Fund*	*Year*	*Federal*	*State*	*Other*	*Total*
PE	*State*	*2016*	*$0*	*$674,724*	*$0*	*$674,724*
PE	*State*	*2019*	*$0*	*$500,000*	*$0*	*$500,000*
ROW	STBG	2021	$141,600	$35,400	$0	$177,000
CST	STBG	2024	$5,242,232	$1,310,558	$0	$6,552,790
UTL	STBG	2024	$137,856	$34,464	$0	$172,320

Project: **T006091** *Type Work:* Intermodal
Descp: FY 2021-MIDDLE GEORGIA RC-SEC.5304-PLANNING
Lanes: *Exist.* *Prop.* *Length:* 0.00

Total Project Cost: $22,295
Total Project Authorizations: *$22,295*
Total Parcels: 0

Phase	*Fund*	*Year*	*Federal*	*State*	*Other*	*Total*
441A2	*Transit*	*2021*	*$17,836*	*$0*	*$0*	*$17,836*
441A2	*Transit*	*2021*	*$0*	*$2,229*	*$0*	*$2,229*
441A2	*Transit*	*2021*	*$0*	*$0*	*$2,230*	*$2,230*

In Baldwin, Bibb, Crawford, Houston, Jones, Monroe, Peach, Pulaski, Putnam, Twiggs, Wilkinson County

Project: **T006454** *Type Work:* Intermodal
Descp: FY 2021-MIDDLE GEORGIA RC-SEC.5311-MOBILITY MGMT
Lanes: *Exist.* *Prop.* *Length:* 0.00

Total Project Cost: $130,000
Total Project Authorizations: *$0*
Total Parcels: 0

Phase	*Fund*	*Year*	*Federal*	*State*	*Other*	*Total*
OPR	Transit	2021	$104,000	$0	$26,000	$130,000

In Baldwin, Bibb, Crawford, Houston, Jones, Monroe, Peach, Pulaski, Putnam, Twiggs, Wilkinson County

Project: **T006462** *Type Work:* Intermodal
Descp: FY 2021-PULASKI COUNTY-SEC.5311-OPERATIONS ONLY
Lanes: *Exist.* *Prop.* *Length:*

Total Project Cost: $56,610
Total Project Authorizations: *$0*
Total Parcels: 0

Phase	*Fund*	*Year*	*Federal*	*State*	*Other*	*Total*
OPR	Transit	2021	$28,305	$0	$28,305	$56,610

Project: **T007166** *Type Work:* Intermodal
Descp: FY 2022-MIDDLE GEORGIA RC-SEC.5311-MOBILITY MGMT
Lanes: *Exist.* 0 *Prop.* 0 *Length:* 0.00

Total Project Cost: $60,000
Total Project Authorizations: *$0*
Total Parcels: 0

Phase	*Fund*	*Year*	*Federal*	*State*	*Other*	*Total*
CAP	Transit	2022	$48,000	$6,000	$6,000	$60,000

In Baldwin, Bibb, Crawford, Houston, Jones, Monroe, Peach, Pulaski, Putnam, Twiggs, Wilkinson County

Project: **T007173** *Type Work:* Intermodal
Descp: FY 2022-PULASKI COUNTY-SEC.5311-CAPITAL AND OPERATIONS
Lanes: *Exist.* 0 *Prop.* 0 *Length:* 0.00

Total Project Cost: $73,764
Total Project Authorizations: *$0*
Total Parcels: 0

Phase	*Fund*	*Year*	*Federal*	*State*	*Other*	*Total*
CAP	Transit	2022	$36,882	$0	$36,882	$73,764

Project: **T007248** *Type Work:* Intermodal
Descp: FY 2023-MIDDLE GEORGIA RC-SEC.5311-MOBILITY MGMT
Lanes: *Exist.* 0 *Prop.* 0 *Length:* 0.00

Phase	Fund	Year	Federal	State	Other	Total
CAP	Transit	2023	$104,000	$0	$26,000	$130,000

Total Project Cost: $130,000
Total Project Authorizations: *$0*
Total Parcels: 0

In Baldwin, Bibb, Crawford, Houston, Jones, Monroe, Peach, Pulaski, Putnam, Twiggs, Wilkinson County

Project: **T007255** *Type Work:* Intermodal
Descp: FY 2023-PULASKI COUNTY-SEC.5311-CAPITAL AND OPERATIONS
Lanes: *Exist.* 0 *Prop.* 0 *Length:* 0.00

Phase	Fund	Year	Federal	State	Other	Total
CAP	Transit	2023	$45,288	$0	$11,322	$56,610

Total Project Cost: $56,610
Total Project Authorizations: *$0*
Total Parcels: 0

Project: **T007331** *Type Work:* Intermodal
Descp: FY 2024-MIDDLE GEORGIA RC-SEC.5311-MOBILITY MGMT
Lanes: *Exist.* 0 *Prop.* 0 *Length:* 0.00

Phase	Fund	Year	Federal	State	Other	Total
CAP	Transit	2024	$104,000	$0	$26,000	$130,000

Total Project Cost: $130,000
Total Project Authorizations: *$0*
Total Parcels: 0

In Baldwin, Bibb, Crawford, Houston, Jones, Monroe, Peach, Pulaski, Putnam, Twiggs, Wilkinson County

Project: **T007337** *Type Work:* Intermodal
Descp: FY 2024-PULASKI COUNTY-SEC.5311-CAPITAL AND OPERATIONS
Lanes: *Exist.* 0 *Prop.* 0 *Length:* 0.00

Phase	Fund	Year	Federal	State	Other	Total
CAP	Transit	2024	$45,288	$0	$11,322	$56,610

Total Project Cost: $56,610
Total Project Authorizations: *$0*
Total Parcels: 0

Pulaski Totals Summary

County Summary excludes lump sum projects

PI #	Year	Phase	Fund	Federal	State	Other	Total
0005533	2021	ROW	STBG	$141,600	$35,400	$0	$177,000
0005533	2024	CST	STBG	$5,242,232	$1,310,558	$0	$6,552,790
0005533	2024	UTL	STBG	$137,856	$34,464	$0	$172,320
T006091	2021	441A2	Transit	$0	$0	$156	$156
T006091	2021	441A2	Transit	$1,249	$0	$0	$1,249
T006091	2021	441A2	Transit	$0	$156	$0	$156
T006454	2021	OPR	Transit	$7,280	$0	$1,820	$9,100
T006462	2021	OPR	Transit	$28,305	$0	$28,305	$56,610
T007166	2022	CAP	Transit	$4,800	$600	$600	$6,000
T007173	2022	CAP	Transit	$36,882	$0	$36,882	$73,764
T007248	2023	CAP	Transit	$10,400	$0	$2,600	$13,000
T007255	2023	CAP	Transit	$45,288	$0	$11,322	$56,610
T007331	2024	CAP	Transit	$8,320	$0	$2,080	$10,400
T007337	2024	CAP	Transit	$45,288	$0	$11,322	$56,610
				$5,709,500	***$1,381,178***	***$95,087***	***$7,185,765***

Note: Cost estimates in this section show only the county's portion of the project; If the totals are different from the list above it is an indication that the project is in multiple counties.

Putnam

Project: **0015658** *Type Work:* Replace Bridge
Descp: CR 29/MARTINS MILL ROAD @ LITTLE RIVER 4.5 MI NW OF EATONTON
Lanes: *Exist.* 2 *Prop.* 2 *Length:* 0.40

Total Project Cost: $2,350,000
Total Project Authorizations: *$500,000*
Total Parcels: 4
Project Details: Replaces a structurally deficient substandard local system bridge.

Phase	Fund	Year	Federal	State	Other	Total
PE	*STBG*	*2021*	*$400,000*	*$100,000*	*$0*	*$500,000*
ROW	STBG	2023	$100,000	$25,000	$0	$125,000
ROW	Local	2023	$0	$0	$125,000	$125,000
CST	STBG	After 2024	$1,280,000	$320,000	$0	$1,600,000

Project: **T006091** *Type Work:* Intermodal
Descp: FY 2021-MIDDLE GEORGIA RC-SEC.5304-PLANNING
Lanes: *Exist.* *Prop.* *Length:* 0.00

Total Project Cost: $22,295
Total Project Authorizations: *$22,295*
Total Parcels: 0

Phase	Fund	Year	Federal	State	Other	Total
441A2	*Transit*	*2021*	*$17,836*	*$0*	*$0*	*$17,836*
441A2	*Transit*	*2021*	*$0*	*$2,229*	*$0*	*$2,229*
441A2	*Transit*	*2021*	*$0*	*$0*	*$2,230*	*$2,230*

In Baldwin, Bibb, Crawford, Houston, Jones, Monroe, Peach, Pulaski, Putnam, Twiggs, Wilkinson County

Project: **T006454** *Type Work:* Intermodal
Descp: FY 2021-MIDDLE GEORGIA RC-SEC.5311-MOBILITY MGMT
Lanes: *Exist.* *Prop.* *Length:* 0.00

Total Project Cost: $130,000
Total Project Authorizations: *$0*
Total Parcels: 0

Phase	Fund	Year	Federal	State	Other	Total
OPR	Transit	2021	$104,000	$0	$26,000	$130,000

In Baldwin, Bibb, Crawford, Houston, Jones, Monroe, Peach, Pulaski, Putnam, Twiggs, Wilkinson County

Project: **T006463** *Type Work:* Intermodal
Descp: FY 2021-PUTNAM COUNTY-SEC.5311-CAPITAL AND OPERATIONS
Lanes: *Exist.* *Prop.* *Length:*

Total Project Cost: $182,584
Total Project Authorizations: *$0*
Total Parcels: 0

Phase	Fund	Year	Federal	State	Other	Total
OPR	Transit	2021	$91,292	$0	$91,292	$182,584

Project: **T007166** *Type Work:* Intermodal
Descp: FY 2022-MIDDLE GEORGIA RC-SEC.5311-MOBILITY MGMT
Lanes: *Exist.* 0 *Prop.* 0 *Length:* 0.00

Total Project Cost: $60,000
Total Project Authorizations: *$0*
Total Parcels: 0

Phase	Fund	Year	Federal	State	Other	Total
CAP	Transit	2022	$48,000	$6,000	$6,000	$60,000

In Baldwin, Bibb, Crawford, Houston, Jones, Monroe, Peach, Pulaski, Putnam, Twiggs, Wilkinson County

Project: **T007174** *Type Work:* Intermodal
Descp: FY 2022-PUTNAM COUNTY-SEC.5311-CAPITAL AND OPERATIONS
Lanes: *Exist.* 0 *Prop.* 0 *Length:* 0.00

Total Project Cost: $269,274
Total Project Authorizations: *$0*
Total Parcels: 0

Phase	Fund	Year	Federal	State	Other	Total
CAP	Transit	2022	$134,637	$0	$134,637	$269,274

Project: **T007248** *Type Work:* Intermodal
Descp: FY 2023-MIDDLE GEORGIA RC-SEC.5311-MOBILITY MGMT
Lanes: *Exist.* 0 *Prop.* 0 *Length:* 0.00

Phase	Fund	Year	Federal	State	Other	Total
CAP	Transit	2023	$104,000	$0	$26,000	$130,000

Total Project Cost: $130,000
Total Project Authorizations: *$0*
Total Parcels: 0

In Baldwin, Bibb, Crawford, Houston, Jones, Monroe, Peach, Pulaski, Putnam, Twiggs, Wilkinson County

Project: **T007256** *Type Work:* Intermodal
Descp: FY 2023-PUTNAM COUNTY-SEC.5311-CAPITAL AND OPERATIONS
Lanes: *Exist.* 0 *Prop.* 0 *Length:* 0.00

Phase	Fund	Year	Federal	State	Other	Total
CAP	Transit	2023	$146,067	$0	$36,517	$182,584

Total Project Cost: $182,584
Total Project Authorizations: *$0*
Total Parcels: 0

Project: **T007331** *Type Work:* Intermodal
Descp: FY 2024-MIDDLE GEORGIA RC-SEC.5311-MOBILITY MGMT
Lanes: *Exist.* 0 *Prop.* 0 *Length:* 0.00

Phase	Fund	Year	Federal	State	Other	Total
CAP	Transit	2024	$104,000	$0	$26,000	$130,000

Total Project Cost: $130,000
Total Project Authorizations: *$0*
Total Parcels: 0

In Baldwin, Bibb, Crawford, Houston, Jones, Monroe, Peach, Pulaski, Putnam, Twiggs, Wilkinson County

Project: **T007338** *Type Work:* Intermodal
Descp: FY 2024-PUTNAM COUNTY-SEC.5311-CAPITAL AND OPERATIONS
Lanes: *Exist.* 0 *Prop.* 0 *Length:* 0.00

Phase	Fund	Year	Federal	State	Other	Total
CAP	Transit	2024	$146,067	$0	$36,517	$182,584

Total Project Cost: $182,584
Total Project Authorizations: *$0*
Total Parcels: 0

Putnam Totals Summary

County Summary excludes lump sum projects

PI #	Year	Phase	Fund	Federal	State	Other	Total
0015658	2021	PE	STBG	$400,000	$100,000	$0	$500,000
0015658	2023	ROW	Local	$0	$0	$125,000	$125,000
0015658	2023	ROW	STBG	$100,000	$25,000	$0	$125,000
T006091	2021	441A2	Transit	$0	$0	$223	$223
T006091	2021	441A2	Transit	$1,784	$0	$0	$1,784
T006091	2021	441A2	Transit	$0	$223	$0	$223
T006454	2021	OPR	Transit	$10,400	$0	$2,600	$13,000
T006463	2021	OPR	Transit	$91,292	$0	$91,292	$182,584
T007166	2022	CAP	Transit	$4,800	$600	$600	$6,000
T007174	2022	CAP	Transit	$134,637	$0	$134,637	$269,274
T007248	2023	CAP	Transit	$10,400	$0	$2,600	$13,000
T007256	2023	CAP	Transit	$146,067	$0	$36,517	$182,584
T007331	2024	CAP	Transit	$12,480	$0	$3,120	$15,600
T007338	2024	CAP	Transit	$146,067	$0	$36,517	$182,584
				$1,057,927	***$125,823***	***$433,106***	***$1,616,856***

Note: Cost estimates in this section show only the county's portion of the project; If the totals are different from the list above it is an indication that the project is in multiple counties.

Quitman

Project: **T006094** *Type Work:* Intermodal
Descp: FY 2021-RIVER VALLEY RC-SEC.5304-PLANNING
Lanes: *Exist.* *Prop.* *Length:* 0.00

Phase	Fund	Year	Federal	State	Other	Total
441A2	Transit	2021	$0	$2,414	$0	$2,414
441A2	Transit	2021	$0	$0	$2,414	$2,414
441A2	Transit	2021	$19,312	$0	$0	$19,312

Total Project Cost: $24,140
Total Project Authorizations: $24,140
Total Parcels: 0

In Chattahoochee, Clay, Crisp, Dooly, Harris, Macon, Marion, Muscogee, Quitman, Randolph, Schley, Stewart, Sumter, Talbot, Taylor, Webster County

Project: **T006447** *Type Work:* Intermodal
Descp: FY 2021-LCRTA-SEC.5311-CAPITAL AND OPERATIONS
Lanes: *Exist.* *Prop.* *Length:* 0.00

Phase	Fund	Year	Federal	State	Other	Total
OPR	Transit	2021	$492,150	$0	$492,150	$984,300

Total Project Cost: $984,300
Total Project Authorizations: $0
Total Parcels: 0

In Quitman, Randolph, Stewart County

Project: **T006466** *Type Work:* Intermodal
Descp: FY 2021-RIVER VALLEY RC-SEC.5311-MOBILITY MGMT
Lanes: *Exist.* *Prop.* *Length:* 0.00

Phase	Fund	Year	Federal	State	Other	Total
CAP	Transit	2021	$105,000	$0	$26,250	$131,250

Total Project Cost: $131,250
Total Project Authorizations: $0
Total Parcels: 0

In Chattahoochee, Clay, Crisp, Dooly, Harris, Macon, Marion, Muscogee, Quitman, Randolph, Schley, Stewart, Sumter, Talbot, Taylor, Webster County

Project: **T007160** *Type Work:* Intermodal
Descp: FY 2022-LCRTA-SEC.5311-CAPITAL AND OPERATIONS
Lanes: *Exist.* 0 *Prop.* 0 *Length:* 0.00

Phase	Fund	Year	Federal	State	Other	Total
CAP	Transit	2022	$587,728	$320	$585,488	$1,173,536

Total Project Cost: $1,173,536
Total Project Authorizations: $0
Total Parcels: 0

In Quitman, Randolph, Stewart County

Project: **T007177** *Type Work:* Intermodal
Descp: FY 2022-RIVER VALLEY RC-SEC.5311-MOBILITY MGMT
Lanes: *Exist.* 0 *Prop.* 0 *Length:* 0.00

Phase	Fund	Year	Federal	State	Other	Total
CAP	Transit	2022	$77,010	$9,626	$9,626	$96,263

Total Project Cost: $96,263
Total Project Authorizations: $0
Total Parcels: 0

In Chattahoochee, Clay, Crisp, Dooly, Harris, Macon, Marion, Muscogee, Quitman, Randolph, Schley, Stewart, Sumter, Talbot, Taylor, Webster County

Project: **T007242** *Type Work:* Intermodal
Descp: FY 2023-LCRTA-SEC.5311-CAPITAL AND OPERATIONS
Lanes: *Exist.* 0 *Prop.* 0 *Length:* 0.00

Phase	Fund	Year	Federal	State	Other	Total
CAP	Transit	2023	$787,440	$0	$196,860	$984,300

Total Project Cost: $984,300
Total Project Authorizations: $0
Total Parcels: 0

In Quitman, Randolph, Stewart County

Project: **T007259** *Type Work:* Intermodal
Descp: FY 2023-RIVER VALLEY RC-SEC.5311-MOBILITY MGMT
Lanes: *Exist.* 0 *Prop.* 0 *Length:* 0.00

Phase	Fund	Year	Federal	State	Other	Total
CAP	Transit	2023	$105,000	$0	$26,250	$131,250

Total Project Cost: $131,250
Total Project Authorizations: *$0*
Total Parcels: 0

In Chattahoochee, Clay, Crisp, Dooly, Harris, Macon, Marion, Muscogee, Quitman, Randolph, Schley, Stewart, Sumter, Talbot, Taylor, Webster County

Project: **T007325** *Type Work:* Intermodal
Descp: FY 2024-LCRTA-SEC.5311-CAPITAL AND OPERATIONS
Lanes: *Exist.* 0 *Prop.* 0 *Length:* 0.00

Phase	Fund	Year	Federal	State	Other	Total
CAP	Transit	2024	$787,440	$0	$196,860	$984,300

Total Project Cost: $984,300
Total Project Authorizations: *$0*
Total Parcels: 0

In Quitman, Randolph, Stewart County

Project: **T007343** *Type Work:* Intermodal
Descp: FY 2024-RIVER VALLEY RC-SEC.5311-MOBILITY MGMT
Lanes: *Exist.* 0 *Prop.* 0 *Length:* 0.00

Phase	Fund	Year	Federal	State	Other	Total
CAP	Transit	2024	$105,000	$0	$26,250	$131,250

Total Project Cost: $131,250
Total Project Authorizations: *$0*
Total Parcels: 0

In Chattahoochee, Clay, Crisp, Dooly, Harris, Macon, Marion, Muscogee, Quitman, Randolph, Schley, Stewart, Sumter, Talbot, Taylor, Webster County

Quitman Totals Summary

County Summary excludes lump sum projects

PI #	Year	Phase	Fund	Federal	State	Other	Total
T006094	2021	441A2	Transit	$0	$0	$72	$72
T006094	2021	441A2	Transit	$579	$0	$0	$579
T006094	2021	441A2	Transit	$0	$72	$0	$72
T006447	2021	OPR	Transit	$73,822	$0	$73,822	$147,645
T006466	2021	CAP	Transit	$3,150	$0	$788	$3,938
T007160	2022	CAP	Transit	$193,950	$106	$193,211	$387,267
T007177	2022	CAP	Transit	$3,851	$481	$481	$4,813
T007242	2023	CAP	Transit	$259,855	$0	$64,964	$324,819
T007259	2023	CAP	Transit	$5,250	$0	$1,312	$6,562
T007325	2024	CAP	Transit	$259,855	$0	$64,964	$324,819
T007343	2024	CAP	Transit	$5,250	$0	$1,312	$6,562
				$805,563	***$659***	***$400,927***	***$1,207,150***

Note: Cost estimates in this section show only the county's portion of the project; If the totals are different from the list above it is an indication that the project is in multiple counties.

Rabun

Project: **0015562** *Type Work:* Replace Bridge
Descp: SR 28 @ BIG CREEK 13 MI NE OF CLAYTON
Lanes: *Exist.* 2 *Prop.* 2 *Length:* 0.40

Total Project Cost: $2,870,700
Total Project Authorizations: *$770,700*
Total Parcels: 4

Project Details: Replaces a deteriorated substandard bridge.

Phase	*Fund*	*Year*	*Federal*	*State*	*Other*	*Total*
PE	*STBG*	*2019*	*$616,560*	*$154,140*	*$0*	*$770,700*
ROW	STBG	2021	$200,000	$50,000	$0	$250,000
CST	STBG	After 2024	$1,440,000	$360,000	$0	$1,800,000
UTL	STBG	After 2024	$40,000	$10,000	$0	$50,000

Project: **122090-** *Type Work:* Widening
Descp: SR 15/US 441 FM NORTH CL/CLAYTON TO NORTH CAROLINA LINE
Lanes: *Exist.* 2 *Prop.* 4 *Length:* 7.40

Total Project Cost: $117,142,657
Total Project Authorizations: *$41,593,125*
Total Parcels: 233

Phase	*Fund*	*Year*	*Federal*	*State*	*Other*	*Total*
PE	*State*	*1993*	*$0*	*$316,000*	*$0*	*$316,000*
PE	*State*	*2002*	*$0*	*$1,503,051*	*$0*	*$1,503,051*
PE	*NHS*	*2002*	*$4,031,259*	*$1,007,815*	*$0*	*$5,039,073*
PE	*NHS*	*2014*	*$160,000*	*$40,000*	*$0*	*$200,000*
PE	*State*	*2016*	*$0*	*$2,475,000*	*$0*	*$2,475,000*
ROW	*STBG*	*2016*	*$23,848,200*	*$5,962,050*	*$0*	*$29,810,250*
ROW	*HPP*	*2016*	*$1,457,611*	*$364,403*	*$0*	*$1,822,014*
ROW	*HPP*	*2016*	*$342,189*	*$85,547*	*$0*	*$427,736*
CST	STBG	2022	$52,712,318	$13,178,079	$0	$65,890,397
UTL	STBG	2022	$7,727,308	$1,931,827	$0	$9,659,135

Project Details: Widen from 2 to 4 lanes - Provide additional capacity - reduce congestion - improve mobility-reduce crash frequency-enhance economic development - Project on GRIP corridor & State Freight Network – if on GRIP/FN

Project: **170940-** *Type Work:* Replace Bridge
Descp: CR 86/CAT GAP ROAD @ TALLULAH RIVER 7.1 MI NW OF TIGER
Lanes: *Exist.* 2 *Prop.* 2 *Length:* 0.40

Total Project Cost: $2,510,601
Total Project Authorizations: *$1,255,000*
Total Parcels: 4

Phase	*Fund*	*Year*	*Federal*	*State*	*Other*	*Total*
PE	*STBG*	*2016*	*$892,000*	*$223,000*	*$0*	*$1,115,000*
ROW	*STBG*	*2020*	*$112,000*	*$28,000*	*$0*	*$140,000*
CST	STBG	2021	$975,616	$243,904	$0	$1,219,520
UTL	STBG	2021	$28,865	$7,216	$0	$36,081

Project: **T006089** *Type Work:* Intermodal
Descp: FY 2021-GEORGIA MOUNTAINS RC-SEC.5304-PLANNING
Lanes: *Exist.* *Prop.* *Length:* 0.00

Total Project Cost: $31,905
Total Project Authorizations: *$31,905*
Total Parcels: 0

Phase	*Fund*	*Year*	*Federal*	*State*	*Other*	*Total*
441A2	*Transit*	*2021*	*$25,524*	*$0*	*$0*	*$25,524*
441A2	*Transit*	*2021*	*$0*	*$3,190*	*$0*	*$3,190*
441A2	*Transit*	*2021*	*$0*	*$0*	*$3,191*	*$3,191*

In Banks, Dawson, Forsyth, Franklin, Habersham, Hall, Hart, Lumpkin, Rabun, Stephens, Towns, Union, White County

Project: **T006464** *Type Work:* Intermodal
Descp: FY 2021-RABUN COUNTY-SEC.5311-OPERATIONS ONLY
Lanes: *Exist.* *Prop.* *Length:*

Total Project Cost: $160,470
Total Project Authorizations: *$0*
Total Parcels: 0

Phase	*Fund*	*Year*	*Federal*	*State*	*Other*	*Total*
OPR	Transit	2021	$80,235	$0	$80,235	$160,470

Project: **T007175** *Type Work:* Intermodal
Descp: FY 2022-RABUN COUNTY-SEC.5311-CAPITAL AND OPERATIONS
Lanes: *Exist.* 0 *Prop.* 0 *Length:* 0.00

Total Project Cost: $298,607
Total Project Authorizations: *$0*
Total Parcels: 0

Phase	*Fund*	*Year*	*Federal*	*State*	*Other*	*Total*
CAP	Transit	2022	$165,060	$5,252	$128,295	$298,607

Project: **T007257** *Type Work:* Intermodal
Descp: FY 2023-RABUN COUNTY-SEC.5311-CAPITAL AND OPERATIONS
Lanes: *Exist.* 0 *Prop.* 0 *Length:* 0.00

Phase	*Fund*	*Year*	*Federal*	*State*	*Other*	*Total*
CAP	Transit	2023	$128,376	$0	$32,094	$160,470

Total Project Cost: $160,470
Total Project Authorizations: *$0*
Total Parcels: 0

Project: **T007339** *Type Work:* Intermodal
Descp: FY 2024-RABUN COUNTY-SEC.5311-CAPITAL AND OPERATIONS
Lanes: *Exist.* 0 *Prop.* 0 *Length:* 0.00

Phase	*Fund*	*Year*	*Federal*	*State*	*Other*	*Total*
CAP	Transit	2024	$128,376	$0	$32,094	$160,470

Total Project Cost: $160,470
Total Project Authorizations: *$0*
Total Parcels: 0

Rabun Totals Summary

County Summary excludes lump sum projects

PI #	*Year*	*Phase*	*Fund*	*Federal*	*State*	*Other*	*Total*
0015562	2021	ROW	STBG	$200,000	$50,000	$0	$250,000
122090-	2022	CST	STBG	$52,712,318	$13,178,079	$0	$65,890,397
122090-	2022	UTL	STBG	$7,727,308	$1,931,827	$0	$9,659,135
170940-	2021	CST	STBG	$975,616	$243,904	$0	$1,219,520
170940-	2021	UTL	STBG	$28,865	$7,216	$0	$36,081
T006089	2021	441A2	Transit	$0	$0	$351	$351
T006089	2021	441A2	Transit	$0	$351	$0	$351
T006089	2021	441A2	Transit	$2,808	$0	$0	$2,808
T006464	2021	OPR	Transit	$80,235	$0	$80,235	$160,470
T007175	2022	CAP	Transit	$165,060	$5,252	$128,295	$298,607
T007257	2023	CAP	Transit	$128,376	$0	$32,094	$160,470
T007339	2024	CAP	Transit	$128,376	$0	$32,094	$160,470
				$62,148,961	***$15,416,630***	***$273,069***	***$77,838,660***

Note: Cost estimates in this section show only the county's portion of the project; If the totals are different from the list above it is an indication that the project is in multiple counties.

Randolph

Project: **0015563** *Type Work:* Replace Bridge
Descp: SR 41 @ BARGE CREEK 12 MI NE OF CUTHBERT
Lanes: *Exist.* 2 *Prop.* 2 *Length:* 0.50

Total Project Cost: $4,070,351
Total Project Authorizations: *$1,200,000*
Total Parcels: 2
Project Details: Replaces a substandard bridge.

Phase	Fund	Year	Federal	State	Other	Total
PE	*STBG*	*2018*	*$960,000*	*$240,000*	*$0*	*$1,200,000*
ROW	STBG	2021	$80,000	$20,000	$0	$100,000
CST	STBG	2023	$2,216,281	$554,070	$0	$2,770,351

Project: **T006094** *Type Work:* Intermodal
Descp: FY 2021-RIVER VALLEY RC-SEC.5304-PLANNING
Lanes: *Exist.* *Prop.* *Length:* 0.00

Total Project Cost: $24,140
Total Project Authorizations: *$24,140*
Total Parcels: 0

Phase	Fund	Year	Federal	State	Other	Total
441A2	*Transit*	*2021*	*$0*	*$2,414*	*$0*	*$2,414*
441A2	*Transit*	*2021*	*$0*	*$0*	*$2,414*	*$2,414*
441A2	*Transit*	*2021*	*$19,312*	*$0*	*$0*	*$19,312*

In Chattahoochee, Clay, Crisp, Dooly, Harris, Macon, Marion, Muscogee, Quitman, Randolph, Schley, Stewart, Sumter, Talbot, Taylor, Webster County

Project: **T006447** *Type Work:* Intermodal
Descp: FY 2021-LCRTA-SEC.5311-CAPITAL AND OPERATIONS
Lanes: *Exist.* *Prop.* *Length:* 0.00

Total Project Cost: $984,300
Total Project Authorizations: *$0*
Total Parcels: 0

Phase	Fund	Year	Federal	State	Other	Total
OPR	Transit	2021	$492,150	$0	$492,150	$984,300

In Quitman, Randolph, Stewart County

Project: **T006466** *Type Work:* Intermodal
Descp: FY 2021-RIVER VALLEY RC-SEC.5311-MOBILITY MGMT
Lanes: *Exist.* *Prop.* *Length:* 0.00

Total Project Cost: $131,250
Total Project Authorizations: *$0*
Total Parcels: 0

Phase	Fund	Year	Federal	State	Other	Total
CAP	Transit	2021	$105,000	$0	$26,250	$131,250

In Chattahoochee, Clay, Crisp, Dooly, Harris, Macon, Marion, Muscogee, Quitman, Randolph, Schley, Stewart, Sumter, Talbot, Taylor, Webster County

Project: **T007160** *Type Work:* Intermodal
Descp: FY 2022-LCRTA-SEC.5311-CAPITAL AND OPERATIONS
Lanes: *Exist.* 0 *Prop.* 0 *Length:* 0.00

Total Project Cost: $1,173,536
Total Project Authorizations: *$0*
Total Parcels: 0

Phase	Fund	Year	Federal	State	Other	Total
CAP	Transit	2022	$587,728	$320	$585,488	$1,173,536

In Quitman, Randolph, Stewart County

Project: **T007177** *Type Work:* Intermodal
Descp: FY 2022-RIVER VALLEY RC-SEC.5311-MOBILITY MGMT
Lanes: *Exist.* 0 *Prop.* 0 *Length:* 0.00

Total Project Cost: $96,263
Total Project Authorizations: *$0*
Total Parcels: 0

Phase	Fund	Year	Federal	State	Other	Total
CAP	Transit	2022	$77,010	$9,626	$9,626	$96,263

In Chattahoochee, Clay, Crisp, Dooly, Harris, Macon, Marion, Muscogee, Quitman, Randolph, Schley, Stewart, Sumter, Talbot, Taylor, Webster County

Project: **T007242** *Type Work:* Intermodal
Descp: FY 2023-LCRTA-SEC.5311-CAPITAL AND OPERATIONS
Lanes: *Exist.* 0 *Prop.* 0 *Length:* 0.00

Phase	Fund	Year	Federal	State	Other	Total
CAP	Transit	2023	$787,440	$0	$196,860	$984,300

Total Project Cost: $984,300
Total Project Authorizations: *$0*
Total Parcels: 0

In Quitman, Randolph, Stewart County

Project: **T007259** *Type Work:* Intermodal
Descp: FY 2023-RIVER VALLEY RC-SEC.5311-MOBILITY MGMT
Lanes: *Exist.* 0 *Prop.* 0 *Length:* 0.00

Phase	Fund	Year	Federal	State	Other	Total
CAP	Transit	2023	$105,000	$0	$26,250	$131,250

Total Project Cost: $131,250
Total Project Authorizations: *$0*
Total Parcels: 0

In Chattahoochee, Clay, Crisp, Dooly, Harris, Macon, Marion, Muscogee, Quitman, Randolph, Schley, Stewart, Sumter, Talbot, Taylor, Webster County

Project: **T007325** *Type Work:* Intermodal
Descp: FY 2024-LCRTA-SEC.5311-CAPITAL AND OPERATIONS
Lanes: *Exist.* 0 *Prop.* 0 *Length:* 0.00

Phase	Fund	Year	Federal	State	Other	Total
CAP	Transit	2024	$787,440	$0	$196,860	$984,300

Total Project Cost: $984,300
Total Project Authorizations: *$0*
Total Parcels: 0

In Quitman, Randolph, Stewart County

Project: **T007343** *Type Work:* Intermodal
Descp: FY 2024-RIVER VALLEY RC-SEC.5311-MOBILITY MGMT
Lanes: *Exist.* 0 *Prop.* 0 *Length:* 0.00

Phase	Fund	Year	Federal	State	Other	Total
CAP	Transit	2024	$105,000	$0	$26,250	$131,250

Total Project Cost: $131,250
Total Project Authorizations: *$0*
Total Parcels: 0

In Chattahoochee, Clay, Crisp, Dooly, Harris, Macon, Marion, Muscogee, Quitman, Randolph, Schley, Stewart, Sumter, Talbot, Taylor, Webster County

Randolph Totals Summary

County Summary excludes lump sum projects

PI #	Year	Phase	Fund	Federal	State	Other	Total
0015563	2021	ROW	STBG	$80,000	$20,000	$0	$100,000
0015563	2023	CST	STBG	$2,216,281	$554,070	$0	$2,770,351
T006094	2021	441A2	Transit	$0	$0	$193	$193
T006094	2021	441A2	Transit	$1,545	$0	$0	$1,545
T006094	2021	441A2	Transit	$0	$193	$0	$193
T006447	2021	OPR	Transit	$201,782	$0	$201,782	$403,563
T006466	2021	CAP	Transit	$8,400	$0	$2,100	$10,500
T007160	2022	CAP	Transit	$199,828	$109	$199,066	$399,002
T007177	2022	CAP	Transit	$7,701	$963	$963	$9,626
T007242	2023	CAP	Transit	$259,855	$0	$64,964	$324,819
T007259	2023	CAP	Transit	$5,250	$0	$1,312	$6,562
T007325	2024	CAP	Transit	$259,855	$0	$64,964	$324,819
T007343	2024	CAP	Transit	$5,250	$0	$1,312	$6,562
				$3,245,746	***$575,335***	***$536,656***	***$4,357,737***

Note: Cost estimates in this section show only the county's portion of the project; If the totals are different from the list above it is an indication that the project is in multiple counties.

Schley

Project: **0015601** *Type Work:* Replace Bridge
Descp: CR 133/EBENEZER ROAD @ MUCKALEE CREEK 7.5 MI W OF ELLAVILLE
Lanes: *Exist.* 2 *Prop.* 2 *Length:* 0.40

Total Project Cost: $2,926,000
Total Project Authorizations: *$851,000*
Total Parcels: 4
Project Details: Replaces a structurally deficient substandard bridge.

Phase	Fund	Year	Federal	State	Other	Total
PE	*STBG*	*2019*	*$628,800*	*$157,200*	*$0*	*$786,000*
ROW	*Local*	*2019*	*$0*	*$0*	*$65,000*	*$65,000*
ROW	STBG	2021	$52,000	$13,000	$0	$65,000
CST	STBG	2024	$1,600,000	$400,000	$0	$2,000,000
UTL	STBG	2024	$8,000	$2,000	$0	$10,000

Project: **T006094** *Type Work:* Intermodal
Descp: FY 2021-RIVER VALLEY RC-SEC.5304-PLANNING
Lanes: *Exist.* *Prop.* *Length:* 0.00

Total Project Cost: $24,140
Total Project Authorizations: *$24,140*
Total Parcels: 0

Phase	Fund	Year	Federal	State	Other	Total
441A2	*Transit*	*2021*	*$0*	*$2,414*	*$0*	*$2,414*
441A2	*Transit*	*2021*	*$0*	*$0*	*$2,414*	*$2,414*
441A2	*Transit*	*2021*	*$19,312*	*$0*	*$0*	*$19,312*

In Chattahoochee, Clay, Crisp, Dooly, Harris, Macon, Marion, Muscogee, Quitman, Randolph, Schley, Stewart, Sumter, Talbot, Taylor, Webster County

Project: **T006466** *Type Work:* Intermodal
Descp: FY 2021-RIVER VALLEY RC-SEC.5311-MOBILITY MGMT
Lanes: *Exist.* *Prop.* *Length:* 0.00

Total Project Cost: $131,250
Total Project Authorizations: *$0*
Total Parcels: 0

Phase	Fund	Year	Federal	State	Other	Total
CAP	Transit	2021	$105,000	$0	$26,250	$131,250

In Chattahoochee, Clay, Crisp, Dooly, Harris, Macon, Marion, Muscogee, Quitman, Randolph, Schley, Stewart, Sumter, Talbot, Taylor, Webster County

Project: **T007177** *Type Work:* Intermodal
Descp: FY 2022-RIVER VALLEY RC-SEC.5311-MOBILITY MGMT
Lanes: *Exist.* 0 *Prop.* 0 *Length:* 0.00

Total Project Cost: $96,263
Total Project Authorizations: *$0*
Total Parcels: 0

Phase	Fund	Year	Federal	State	Other	Total
CAP	Transit	2022	$77,010	$9,626	$9,626	$96,263

In Chattahoochee, Clay, Crisp, Dooly, Harris, Macon, Marion, Muscogee, Quitman, Randolph, Schley, Stewart, Sumter, Talbot, Taylor, Webster County

Project: **T007259** *Type Work:* Intermodal
Descp: FY 2023-RIVER VALLEY RC-SEC.5311-MOBILITY MGMT
Lanes: *Exist.* 0 *Prop.* 0 *Length:* 0.00

Total Project Cost: $131,250
Total Project Authorizations: *$0*
Total Parcels: 0

Phase	Fund	Year	Federal	State	Other	Total
CAP	Transit	2023	$105,000	$0	$26,250	$131,250

In Chattahoochee, Clay, Crisp, Dooly, Harris, Macon, Marion, Muscogee, Quitman, Randolph, Schley, Stewart, Sumter, Talbot, Taylor, Webster County

Project: **T007343** *Type Work:* Intermodal
Descp: FY 2024-RIVER VALLEY RC-SEC.5311-MOBILITY MGMT
Lanes: *Exist.* 0 *Prop.* 0 *Length:* 0.00

Total Project Cost: $131,250
Total Project Authorizations: *$0*
Total Parcels: 0

Phase	Fund	Year	Federal	State	Other	Total
CAP	Transit	2024	$105,000	$0	$26,250	$131,250

In Chattahoochee, Clay, Crisp, Dooly, Harris, Macon, Marion, Muscogee, Quitman, Randolph, Schley, Stewart, Sumter, Talbot, Taylor, Webster County

Schley Totals Summary

County Summary excludes lump sum projects

PI #	Year	Phase	Fund	Federal	State	Other	Total
0015601	2021	ROW	STBG	$52,000	$13,000	$0	$65,000
0015601	2024	CST	STBG	$1,600,000	$400,000	$0	$2,000,000
0015601	2024	UTL	STBG	$8,000	$2,000	$0	$10,000
T006094	2021	441A2	Transit	$0	$0	$72	$72
T006094	2021	441A2	Transit	$579	$0	$0	$579
T006094	2021	441A2	Transit	$0	$72	$0	$72
T006466	2021	CAP	Transit	$3,150	$0	$788	$3,938
T007177	2022	CAP	Transit	$3,851	$481	$481	$4,813
T007259	2023	CAP	Transit	$5,250	$0	$1,312	$6,562
T007343	2024	CAP	Transit	$8,400	$0	$2,100	$10,500
				$1,681,230	***$415,554***	***$4,754***	***$2,101,537***

Note: Cost estimates in this section show only the county's portion of the project; If the totals are different from the list above it is an indication that the project is in multiple counties.

Screven

Project: **0016600** *Type Work:* Replace Bridge
Descp: CR 238/BUCK CREEK ROAD @ SOUTH PRONG BUCK CREEK
Lanes: *Exist.* 2 *Prop.* 2 *Length:* 0.40

Total Project Cost: $2,380,000
Total Project Authorizations: *$650,000*
Total Parcels: 4

Phase	*Fund*	*Year*	*Federal*	*State*	*Other*	*Total*
PE	*STBG*	*2021*	*$520,000*	*$130,000*	*$0*	*$650,000*
ROW	Local	2023	$0	$0	$50,000	$50,000
ROW	STBG	2023	$80,000	$20,000	$0	$100,000
CST	STBG	After 2024	$1,200,000	$300,000	$0	$1,500,000
UTL	STBG	After 2024	$64,000	$16,000	$0	$80,000

Project: **0016601** *Type Work:* Replace Bridge
Descp: CR 238/BUCK CREEK ROAD @ BUCK CREEK TRIB
Lanes: *Exist.* 2 *Prop.* 2 *Length:* 0.40

Total Project Cost: $3,280,000
Total Project Authorizations: *$675,000*
Total Parcels: 4

Phase	*Fund*	*Year*	*Federal*	*State*	*Other*	*Total*
PE	*STBG*	*2021*	*$540,000*	*$135,000*	*$0*	*$675,000*
ROW	Local	2023	$0	$0	$75,000	$75,000
ROW	STBG	2023	$120,000	$30,000	$0	$150,000
CST	STBG	After 2024	$1,840,000	$460,000	$0	$2,300,000
UTL	STBG	After 2024	$64,000	$16,000	$0	$80,000

Project: **0016654** *Type Work:* Replace Bridge
Descp: CR 230/OGEECHEE ROAD @ OGEECHEE CREEK
Lanes: *Exist.* 2 *Prop.* 2 *Length:* 0.40

Total Project Cost: $1,650,000
Total Project Authorizations: *$300,000*
Total Parcels: 0

Phase	*Fund*	*Year*	*Federal*	*State*	*Other*	*Total*
PE	*STBG*	*2019*	*$240,000*	*$60,000*	*$0*	*$300,000*
CST	State	2021	$0	$1,300,000	$0	$1,300,000
UTL	State	2021	$0	$50,000	$0	$50,000

Project: **0017236** *Type Work:* Replace Bridge
Descp: SR 21BU/SR 73 @ ORC #620102E IN SYLVANIA
Lanes: *Exist.* 2 *Prop.* 2 *Length:* 0.40

Total Project Cost: $16,375,489
Total Project Authorizations: *$0*
Total Parcels: 0

Phase	*Fund*	*Year*	*Federal*	*State*	*Other*	*Total*
PE	STBG	2022	$600,000	$150,000	$0	$750,000
ROW	STBG	2024	$600,000	$150,000	$0	$750,000
CST	STBG	After 2024	$11,747,718	$2,936,929	$0	$14,684,647
UTL	STBG	After 2024	$152,674	$38,168	$0	$190,842

Project Details: Replaces a substandard, deteriorated bridge on a high priority route.

Project: **T006088** *Type Work:* Intermodal
Descp: FY 2021-COASTAL RC-SEC.5304-PLANNING
Lanes: *Exist.* *Prop.* *Length:* 0.00

Total Project Cost: $34,775
Total Project Authorizations: *$34,775*
Total Parcels: 0

Phase	*Fund*	*Year*	*Federal*	*State*	*Other*	*Total*
441A2	*Transit*	*2021*	*$27,820*	*$0*	*$0*	*$27,820*
441A2	*Transit*	*2021*	*$0*	*$0*	*$3,478*	*$3,478*
441A2	*Transit*	*2021*	*$0*	*$3,477*	*$0*	*$3,477*

In Bryan, Bulloch, Camden, Chatham, Effingham, Glynn, Liberty, Long, McIntosh, Screven County

Project: **T006420** *Type Work:* Intermodal
Descp: FY 2021-COASTAL RC-SEC.5311-CAPITAL AND OPERATIONS
Lanes: *Exist.* *Prop.* *Length:* 0.00

Total Project Cost: $3,384,530
Total Project Authorizations: *$0*
Total Parcels: 0

Phase	*Fund*	*Year*	*Federal*	*State*	*Other*	*Total*
OPR	Transit	2021	$1,692,265	$0	$1,692,265	$3,384,530

In Bryan, Bulloch, Camden, Chatham, Effingham, Glynn, Liberty, Long, McIntosh, Screven County

Project: **T007138** *Type Work:* Intermodal
Descp: FY 2022-COASTAL RC-SEC.5311-CAPITAL AND OPERATIONS
Lanes: *Exist.* 0 *Prop.* 0 *Length:* 0.00

Total Project Cost: $5,235,888
Total Project Authorizations: *$0*
Total Parcels: 0

Phase	Fund	Year	Federal	State	Other	Total
CAP	Transit	2022	$2,997,185	$126,414	$2,112,289	$5,235,888

In Bryan, Bulloch, Camden, Chatham, Effingham, Glynn, Liberty, Long, McIntosh, Screven County

Project: **T007220** *Type Work:* Intermodal
Descp: FY 2023-COASTAL RC-SEC.5311-CAPITAL AND OPERATIONS
Lanes: *Exist.* 0 *Prop.* 0 *Length:* 0.00

Total Project Cost: $3,384,530
Total Project Authorizations: *$0*
Total Parcels: 0

Phase	Fund	Year	Federal	State	Other	Total
CAP	Transit	2023	$2,707,624	$0	$676,906	$3,384,530

In Bryan, Bulloch, Camden, Chatham, Effingham, Glynn, Liberty, Long, McIntosh, Screven County

Project: **T007303** *Type Work:* Intermodal
Descp: FY 2024-COASTAL RC-SEC.5311-CAPITAL AND OPERATIONS
Lanes: *Exist.* 0 *Prop.* 0 *Length:* 0.00

Total Project Cost: $3,384,530
Total Project Authorizations: *$0*
Total Parcels: 0

Phase	Fund	Year	Federal	State	Other	Total
CAP	Transit	2024	$2,707,624	$0	$676,906	$3,384,530

In Bryan, Bulloch, Camden, Chatham, Effingham, Glynn, Liberty, Long, McIntosh, Screven County

Screven Totals Summary

County Summary excludes lump sum projects

PI #	Year	Phase	Fund	Federal	State	Other	Total
0016600	2021	PE	STBG	$520,000	$130,000	$0	$650,000
0016600	2023	ROW	Local	$0	$0	$50,000	$50,000
0016600	2023	ROW	STBG	$80,000	$20,000	$0	$100,000
0016601	2021	PE	STBG	$540,000	$135,000	$0	$675,000
0016601	2023	ROW	Local	$0	$0	$75,000	$75,000
0016601	2023	ROW	STBG	$120,000	$30,000	$0	$150,000
0016654	2021	CST	State	$0	$1,300,000	$0	$1,300,000
0016654	2021	UTL	State	$0	$50,000	$0	$50,000
0017236	2022	PE	STBG	$600,000	$150,000	$0	$750,000
0017236	2024	ROW	STBG	$600,000	$150,000	$0	$750,000
T006088	2021	441A2	Transit	$0	$0	$383	$383
T006088	2021	441A2	Transit	$3,060	$0	$0	$3,060
T006088	2021	441A2	Transit	$0	$382	$0	$382
T006420	2021	OPR	Transit	$186,149	$0	$186,149	$372,298
T007138	2022	CAP	Transit	$299,719	$12,641	$211,229	$523,589
T007220	2023	CAP	Transit	$270,762	$0	$67,691	$338,453
T007303	2024	CAP	Transit	$270,762	$0	$67,691	$338,453
				$3,490,453	***$1,978,024***	***$658,142***	***$6,126,618***

Note: Cost estimates in this section show only the county's portion of the project; If the totals are different from the list above it is an indication that the project is in multiple counties.

Seminole

Project: **0013828** *Type Work:* Replace Bridge
Descp: SR 45 @ DRY CREEK
Lanes: *Exist.* 2 *Prop.* 2 *Length:* 0.18

Total Project Cost: $3,181,722
Total Project Authorizations: *$1,170,000*
Total Parcels: 2
Project Details: Replaces a load restricted bridge.

Phase	Fund	Year	Federal	State	Other	Total
PE	*STBG*	*2016*	*$864,000*	*$216,000*	*$0*	*$1,080,000*
ROW	*STBG*	*2020*	*$72,000*	*$18,000*	*$0*	*$90,000*
CST	Bond	2021	$0	$0	$1,981,622	$1,981,622
UTL	Bond	2021	$0	$0	$30,100	$30,100

Project: **T006096** *Type Work:* Intermodal
Descp: FY 2021-SOUTHWEST GEORGIA RC-SEC.5304-PLANNING
Lanes: *Exist.* *Prop.* *Length:* 0.00

Total Project Cost: $30,490
Total Project Authorizations: *$30,490*
Total Parcels: 0

Phase	Fund	Year	Federal	State	Other	Total
441A2	*Transit*	*2021*	*$24,392*	*$0*	*$0*	*$24,392*
441A2	*Transit*	*2021*	*$0*	*$0*	*$3,049*	*$3,049*
441A2	*Transit*	*2021*	*$0*	*$3,049*	*$0*	*$3,049*

In Baker, Calhoun, Colquitt, Decatur, Dougherty, Early, Grady, Lee, Miller, Mitchell, Seminole, Terrell, Thomas, Worth County

Project: **T006467** *Type Work:* Intermodal
Descp: FY 2021-SW GEORGIA RC-SEC.5311-CAPITAL AND OPERATIONS
Lanes: *Exist.* *Prop.* *Length:* 0.00

Total Project Cost: $5,803,178
Total Project Authorizations: *$0*
Total Parcels: 0

Phase	Fund	Year	Federal	State	Other	Total
OPR	Transit	2021	$2,901,589	$0	$2,901,589	$5,803,178

In Baker, Calhoun, Colquitt, Decatur, Dougherty, Early, Grady, Lee, Miller, Mitchell, Seminole, Terrell, Worth County

Project: **T007178** *Type Work:* Intermodal
Descp: FY 2022-SW GEORGIA RC-SEC.5311-CAPITAL AND OPERATIONS
Lanes: *Exist.* 0 *Prop.* 0 *Length:* 0.00

Total Project Cost: $6,559,795
Total Project Authorizations: *$0*
Total Parcels: 0

Phase	Fund	Year	Federal	State	Other	Total
CAP	Transit	2022	$3,615,646	$111,916	$2,832,232	$6,559,795

In Baker, Calhoun, Colquitt, Decatur, Dougherty, Early, Grady, Lee, Miller, Mitchell, Seminole, Terrell, Worth County

Project: **T007260** *Type Work:* Intermodal
Descp: FY 2023-SW GEORGIA RC-SEC.5311-CAPITAL AND OPERATIONS
Lanes: *Exist.* 0 *Prop.* 0 *Length:* 0.00

Total Project Cost: $5,803,178
Total Project Authorizations: *$0*
Total Parcels: 0

Phase	Fund	Year	Federal	State	Other	Total
CAP	Transit	2023	$4,642,542	$0	$1,160,636	$5,803,178

In Baker, Calhoun, Colquitt, Decatur, Dougherty, Early, Grady, Lee, Miller, Mitchell, Seminole, Terrell, Worth County

Project: **T007344** *Type Work:* Intermodal
Descp: FY 2024-SW GEORGIA RC-SEC.5311-CAPITAL AND OPERATIONS
Lanes: *Exist.* 0 *Prop.* 0 *Length:* 0.00

Phase	Fund	Year	Federal	State	Other	Total
CAP	Transit	2024	$4,642,542	$0	$1,160,636	$5,803,178

Total Project Cost: $5,803,178
Total Project Authorizations: *$0*
Total Parcels: 0

In Baker, Calhoun, Colquitt, Decatur, Dougherty, Early, Grady, Lee, Miller, Mitchell, Seminole, Terrell, Worth County

Seminole Totals Summary

County Summary excludes lump sum projects

PI #	Year	Phase	Fund	Federal	State	Other	Total
0013828	2021	CST	Bond	$0	$0	$1,981,622	$1,981,622
0013828	2021	UTL	Bond	$0	$0	$30,100	$30,100
T006096	2021	441A2	Transit	$976	$0	$0	$976
T006096	2021	441A2	Transit	$0	$0	$122	$122
T006096	2021	441A2	Transit	$0	$122	$0	$122
T006467	2021	OPR	Transit	$145,079	$0	$145,079	$290,159
T007178	2022	CAP	Transit	$361,565	$11,192	$283,223	$655,980
T007260	2023	CAP	Transit	$464,254	$0	$116,064	$580,318
T007344	2024	CAP	Transit	$417,829	$0	$104,457	$522,286
				$1,389,703	***$11,314***	***$2,660,668***	***$4,061,684***

Note: Cost estimates in this section show only the county's portion of the project; If the totals are different from the list above it is an indication that the project is in multiple counties.

Spalding

Project: **0013928** *Type Work:* Replace Bridge
Descp: SR 16 @ FLINT RIVER 8 MI W OF GRIFFIN
Lanes: *Exist.* 2 *Prop.* 2 *Length:* 0.92

Total Project Cost: $9,980,552
Total Project Authorizations: *$1,250,000*
Total Parcels: 12

Project Details: Replaces a deteriorated substandard bridge.

Phase	Fund	Year	Federal	State	Other	Total
PE	*STBG*	*2017*	*$1,000,000*	*$250,000*	*$0*	*$1,250,000*
ROW	STBG	2021	$775,200	$193,800	$0	$969,000
CST	STBG	After 2024	$6,059,086	$1,514,772	$0	$7,573,858
UTL	STBG	After 2024	$150,155	$37,539	$0	$187,694

Project: **0016828** *Type Work:* Replace Bridge
Descp: CR 35/VAUGHN ROAD @ SHOAL CREEK
Lanes: *Exist.* 2 *Prop.* 2 *Length:* 0.20

Total Project Cost: $1,880,000
Total Project Authorizations: *$480,000*
Total Parcels: 4

Phase	Fund	Year	Federal	State	Other	Total
PE	*STBG*	*2019*	*$240,000*	*$60,000*	*$0*	*$300,000*
ROW	*STBG*	*2021*	*$144,000*	*$36,000*	*$0*	*$180,000*
CST	State	2021	$0	$1,300,000	$0	$1,300,000
UTL	State	2021	$0	$100,000	$0	$100,000

Project: **331900-** *Type Work:* Replace Bridge
Descp: CR 222/CR 954/COUNTY LINE ROAD @ POTATO CREEK SE OF GRIFFIN
Lanes: *Exist.* 2 *Prop.* 2 *Length:* 0.40

Total Project Cost: $2,480,000
Total Project Authorizations: *$650,000*
Total Parcels: 0

Phase	Fund	Year	Federal	State	Other	Total
PE	*STBG*	*2021*	*$520,000*	*$130,000*	*$0*	*$650,000*
ROW	Local	2023	$0	$0	$50,000	$50,000
ROW	STBG	2023	$80,000	$20,000	$0	$100,000
CST	STBG	After 2024	$1,280,000	$320,000	$0	$1,600,000
UTL	STBG	After 2024	$64,000	$16,000	$0	$80,000

In Lamar, Spalding County

Project: **T006097** *Type Work:* Intermodal
Descp: FY 2021-THREE RIVERS RC-SEC.5304-PLANNING
Lanes: *Exist.* *Prop.* *Length:* 0.00

Total Project Cost: $38,570
Total Project Authorizations: *$38,570*
Total Parcels: 0

Phase	Fund	Year	Federal	State	Other	Total
441A2	*Transit*	*2021*	*$0*	*$0*	*$3,857*	*$3,857*
441A2	*Transit*	*2021*	*$30,856*	*$0*	*$0*	*$30,856*
441A2	*Transit*	*2021*	*$0*	*$3,857*	*$0*	*$3,857*

In Butts, Carroll, Coweta, Heard, Lamar, Meriwether, Pike, Spalding, Troup, Upson County

Project: **T006474** *Type Work:* Intermodal
Descp: FY 2021-THREE RIVERS RC-SEC.5311-CAPITAL AND OPERATIONS
Lanes: *Exist.* *Prop.* *Length:* 0.00

Total Project Cost: $997,320
Total Project Authorizations: *$0*
Total Parcels: 0

Phase	Fund	Year	Federal	State	Other	Total
OPR	Transit	2021	$498,660	$0	$498,660	$997,320

In Butts, Carroll, Lamar, Meriwether, Pike, Spalding, Upson County

Project: **T006561** *Type Work:* Intermodal
Descp: FY 2021-THREE RIVERS RC-SEC.5311-MOBILITY MGMT
Lanes: *Exist.* *Prop.* *Length:* 0.00

Total Project Cost: $135,000
Total Project Authorizations: *$0*
Total Parcels: 0

Phase	Fund	Year	Federal	State	Other	Total
CAP	Transit	2021	$108,000	$0	$27,000	$135,000

In Butts, Carroll, Coweta, Heard, Lamar, Meriwether, Pike, Spalding, Troup, Upson County

Project: **T007185** *Type Work:* Intermodal
Descp: FY 2022-THREE RIVERS RC-SEC.5311-CAPITAL AND OPERATIONS
Lanes: *Exist.* 0 *Prop.* 0 *Length:* 0.00

Phase	Fund	Year	Federal	State	Other	Total
CAP	Transit	2022	$1,230,704	$39,033	$957,474	$2,227,211

Total Project Cost: $2,227,211
Total Project Authorizations: *$0*
Total Parcels: 0

In Butts, Carroll, Lamar, Meriwether, Pike, Spalding, Upson County

Project: **T007267** *Type Work:* Intermodal
Descp: FY 2023-THREE RIVERS RC-SEC.5311-CAPITAL AND OPERATIONS
Lanes: *Exist.* 0 *Prop.* 0 *Length:* 0.00

Phase	Fund	Year	Federal	State	Other	Total
CAP	Transit	2023	$797,856	$0	$199,464	$997,320

Total Project Cost: $997,320
Total Project Authorizations: *$0*
Total Parcels: 0

In Butts, Carroll, Lamar, Meriwether, Pike, Spalding, Upson County

Project: **T007351** *Type Work:* Intermodal
Descp: FY 2024-THREE RIVERS RC-SEC.5311-CAPITAL AND OPERATIONS
Lanes: *Exist.* 0 *Prop.* 0 *Length:* 0.00

Phase	Fund	Year	Federal	State	Other	Total
CAP	Transit	2024	$797,856	$0	$199,464	$997,320

Total Project Cost: $997,320
Total Project Authorizations: *$0*
Total Parcels: 0

In Butts, Carroll, Lamar, Meriwether, Pike, Spalding, Upson County

Spalding Totals Summary

County Summary excludes lump sum projects

PI #	Year	Phase	Fund	Federal	State	Other	Total
0013928	2021	ROW	STBG	$775,200	$193,800	$0	$969,000
0016828	2021	CST	State	$0	$1,300,000	$0	$1,300,000
0016828	2021	UTL	State	$0	$100,000	$0	$100,000
331900-	2021	PE	STBG	$260,000	$65,000	$0	$325,000
331900-	2023	ROW	Local	$0	$0	$25,000	$25,000
331900-	2023	ROW	STBG	$40,000	$10,000	$0	$50,000
T006097	2021	441A2	Transit	$0	$0	$231	$231
T006097	2021	441A2	Transit	$0	$231	$0	$231
T006097	2021	441A2	Transit	$1,851	$0	$0	$1,851
T006474	2021	OPR	Transit	$44,879	$0	$44,879	$89,759
T006561	2021	CAP	Transit	$6,480	$0	$1,620	$8,100
T007185	2022	CAP	Transit	$246,141	$7,807	$191,495	$445,442
T007267	2023	CAP	Transit	$167,550	$0	$41,887	$209,437
T007351	2024	CAP	Transit	$159,571	$0	$39,893	$199,464
				$1,701,673	***$1,676,838***	***$345,006***	***$3,723,516***

Note: Cost estimates in this section show only the county's portion of the project; If the totals are different from the list above it is an indication that the project is in multiple counties.

Stephens

Project: **0014908** *Type Work:* Replace Bridge
Descp: SR 17 ALT @ TOCCOA CREEK IN TOCCOA
Lanes: *Exist.* 2 *Prop.* 2 *Length:* 0.27

Total Project Cost: $4,857,429
Total Project Authorizations: *$1,388,592*
Total Parcels: 5
Project Details: Replaces a substandard deteriorated 80 year old bridge.

Phase	Fund	Year	Federal	State	Other	Total
PE	*NHPP*	*2017*	*$870,873*	*$217,718*	*$0*	*$1,088,592*
ROW	*NHPP*	*2020*	*$240,000*	*$60,000*	*$0*	*$300,000*
CST	Bond	2021	$0	$0	$3,118,837	$3,118,837
UTL	Bond	2021	$0	$0	$350,000	$350,000

Project: **T006089** *Type Work:* Intermodal
Descp: FY 2021-GEORGIA MOUNTAINS RC-SEC.5304-PLANNING
Lanes: *Exist.* *Prop.* *Length:* 0.00

Total Project Cost: $31,905
Total Project Authorizations: *$31,905*
Total Parcels: 0

Phase	Fund	Year	Federal	State	Other	Total
441A2	*Transit*	*2021*	*$25,524*	*$0*	*$0*	*$25,524*
441A2	*Transit*	*2021*	*$0*	*$3,190*	*$0*	*$3,190*
441A2	*Transit*	*2021*	*$0*	*$0*	*$3,191*	*$3,191*

In Banks, Dawson, Forsyth, Franklin, Habersham, Hall, Hart, Lumpkin, Rabun, Stephens, Towns, Union, White County

Stephens Totals Summary

County Summary excludes lump sum projects

PI #	Year	Phase	Fund	Federal	State	Other	Total
0014908	2021	CST	Bond	$0	$0	$3,118,837	$3,118,837
0014908	2021	UTL	Bond	$0	$0	$350,000	$350,000
T006089	2021	441A2	Transit	$1,276	$0	$0	$1,276
T006089	2021	441A2	Transit	$0	$160	$0	$160
T006089	2021	441A2	Transit	$0	$0	$160	$160
				$1,276	***$160***	***$3,468,997***	***$3,470,433***

Note: Cost estimates in this section show only the county's portion of the project; If the totals are different from the list above it is an indication that the project is in multiple counties.

Stewart

Project: **T006094** *Type Work:* Intermodal
Descp: FY 2021-RIVER VALLEY RC-SEC.5304-PLANNING
Lanes: *Exist.* *Prop.* *Length:* 0.00

Phase	*Fund*	*Year*	*Federal*	*State*	*Other*	*Total*
441A2	*Transit*	*2021*	*$0*	*$2,414*	*$0*	*$2,414*
441A2	*Transit*	*2021*	*$0*	*$0*	*$2,414*	*$2,414*
441A2	*Transit*	*2021*	*$19,312*	*$0*	*$0*	*$19,312*

Total Project Cost: $24,140
Total Project Authorizations: *$24,140*
Total Parcels: 0

In Chattahoochee, Clay, Crisp, Dooly, Harris, Macon, Marion, Muscogee, Quitman, Randolph, Schley, Stewart, Sumter, Talbot, Taylor, Webster County

Project: **T006447** *Type Work:* Intermodal
Descp: FY 2021-LCRTA-SEC.5311-CAPITAL AND OPERATIONS
Lanes: *Exist.* *Prop.* *Length:* 0.00

Phase	*Fund*	*Year*	*Federal*	*State*	*Other*	*Total*
OPR	Transit	2021	$492,150	$0	$492,150	$984,300

Total Project Cost: $984,300
Total Project Authorizations: *$0*
Total Parcels: 0

In Quitman, Randolph, Stewart County

Project: **T006466** *Type Work:* Intermodal
Descp: FY 2021-RIVER VALLEY RC-SEC.5311-MOBILITY MGMT
Lanes: *Exist.* *Prop.* *Length:* 0.00

Phase	*Fund*	*Year*	*Federal*	*State*	*Other*	*Total*
CAP	Transit	2021	$105,000	$0	$26,250	$131,250

Total Project Cost: $131,250
Total Project Authorizations: *$0*
Total Parcels: 0

In Chattahoochee, Clay, Crisp, Dooly, Harris, Macon, Marion, Muscogee, Quitman, Randolph, Schley, Stewart, Sumter, Talbot, Taylor, Webster County

Project: **T007160** *Type Work:* Intermodal
Descp: FY 2022-LCRTA-SEC.5311-CAPITAL AND OPERATIONS
Lanes: *Exist.* 0 *Prop.* 0 *Length:* 0.00

Phase	*Fund*	*Year*	*Federal*	*State*	*Other*	*Total*
CAP	Transit	2022	$587,728	$320	$585,488	$1,173,536

Total Project Cost: $1,173,536
Total Project Authorizations: *$0*
Total Parcels: 0

In Quitman, Randolph, Stewart County

Project: **T007177** *Type Work:* Intermodal
Descp: FY 2022-RIVER VALLEY RC-SEC.5311-MOBILITY MGMT
Lanes: *Exist.* 0 *Prop.* 0 *Length:* 0.00

Phase	*Fund*	*Year*	*Federal*	*State*	*Other*	*Total*
CAP	Transit	2022	$77,010	$9,626	$9,626	$96,263

Total Project Cost: $96,263
Total Project Authorizations: *$0*
Total Parcels: 0

In Chattahoochee, Clay, Crisp, Dooly, Harris, Macon, Marion, Muscogee, Quitman, Randolph, Schley, Stewart, Sumter, Talbot, Taylor, Webster County

Project: **T007242** *Type Work:* Intermodal
Descp: FY 2023-LCRTA-SEC.5311-CAPITAL AND OPERATIONS
Lanes: *Exist.* 0 *Prop.* 0 *Length:* 0.00

Phase	*Fund*	*Year*	*Federal*	*State*	*Other*	*Total*
CAP	Transit	2023	$787,440	$0	$196,860	$984,300

Total Project Cost: $984,300
Total Project Authorizations: *$0*
Total Parcels: 0

In Quitman, Randolph, Stewart County

Project: **T007259** *Type Work:* Intermodal
Descp: FY 2023-RIVER VALLEY RC-SEC.5311-MOBILITY MGMT
Lanes: *Exist.* 0 *Prop.* 0 *Length:* 0.00

Phase	Fund	Year	Federal	State	Other	Total
CAP	Transit	2023	$105,000	$0	$26,250	$131,250

Total Project Cost: $131,250
Total Project Authorizations: *$0*
Total Parcels: 0

In Chattahoochee, Clay, Crisp, Dooly, Harris, Macon, Marion, Muscogee, Quitman, Randolph, Schley, Stewart, Sumter, Talbot, Taylor, Webster County

Project: **T007325** *Type Work:* Intermodal
Descp: FY 2024-LCRTA-SEC.5311-CAPITAL AND OPERATIONS
Lanes: *Exist.* 0 *Prop.* 0 *Length:* 0.00

Phase	Fund	Year	Federal	State	Other	Total
CAP	Transit	2024	$787,440	$0	$196,860	$984,300

Total Project Cost: $984,300
Total Project Authorizations: *$0*
Total Parcels: 0

In Quitman, Randolph, Stewart County

Project: **T007343** *Type Work:* Intermodal
Descp: FY 2024-RIVER VALLEY RC-SEC.5311-MOBILITY MGMT
Lanes: *Exist.* 0 *Prop.* 0 *Length:* 0.00

Phase	Fund	Year	Federal	State	Other	Total
CAP	Transit	2024	$105,000	$0	$26,250	$131,250

Total Project Cost: $131,250
Total Project Authorizations: *$0*
Total Parcels: 0

In Chattahoochee, Clay, Crisp, Dooly, Harris, Macon, Marion, Muscogee, Quitman, Randolph, Schley, Stewart, Sumter, Talbot, Taylor, Webster County

Stewart Totals Summary

County Summary excludes lump sum projects

PI #	Year	Phase	Fund	Federal	State	Other	Total
T006094	2021	441A2	Transit	$0	$0	$217	$217
T006094	2021	441A2	Transit	$1,738	$0	$0	$1,738
T006094	2021	441A2	Transit	$0	$217	$0	$217
T006447	2021	OPR	Transit	$216,546	$0	$216,546	$433,092
T006466	2021	CAP	Transit	$9,450	$0	$2,362	$11,812
T007160	2022	CAP	Transit	$193,950	$106	$193,211	$387,267
T007177	2022	CAP	Transit	$7,701	$963	$963	$9,626
T007242	2023	CAP	Transit	$267,730	$0	$66,932	$334,662
T007259	2023	CAP	Transit	$5,250	$0	$1,312	$6,562
T007325	2024	CAP	Transit	$267,730	$0	$66,932	$334,662
T007343	2024	CAP	Transit	$8,400	$0	$2,100	$10,500
				$978,495	***$1,285***	***$550,577***	***$1,530,357***

Note: Cost estimates in this section show only the county's portion of the project; If the totals are different from the list above it is an indication that the project is in multiple counties.

Sumter

Project: **0013752** *Type Work:* Replace Bridge
Descp: SR 377 @ HOG #635346H IN AMERICUS
Lanes: *Exist.* 2 *Prop.* 2 *Length:* 0.10

Total Project Cost: $2,788,622
Total Project Authorizations: *$850,000*
Total Parcels: 7
Project Details: Replaces a structurally deficient 104 year old bridge.

Phase	*Fund*	*Year*	*Federal*	*State*	*Other*	*Total*
PE	*STP*	*2016*	*$680,000*	*$170,000*	*$0*	*$850,000*
ROW	STBG	2021	$120,000	$30,000	$0	$150,000
CST	STBG	2023	$1,216,958	$304,240	$0	$1,521,198
UTL	STBG	2023	$213,940	$53,485	$0	$267,424

Project: **0015640** *Type Work:* Replace Bridge
Descp: CR 313/SALTER MILL ROAD @ PESSELL CREEK 2.8 MI S OF PLAINS
Lanes: *Exist.* 2 *Prop.* 2 *Length:* 0.40

Total Project Cost: $2,319,000
Total Project Authorizations: *$862,000*
Total Parcels: 1
Project Details: Replaces a structurally deficient substandard local system bridge.

Phase	*Fund*	*Year*	*Federal*	*State*	*Other*	*Total*
PE	*STBG*	*2019*	*$644,000*	*$161,000*	*$0*	*$805,000*
ROW	*Local*	*2018*	*$0*	*$0*	*$57,000*	*$57,000*
ROW	STBG	2021	$45,600	$11,400	$0	$57,000
CST	STBG	After 2024	$1,120,000	$280,000	$0	$1,400,000

Project: **0016573** *Type Work:* Replace Bridge
Descp: CR 147/MURPHYS MILL ROAD @ MURPHYS MILL POND
Lanes: *Exist.* 2 *Prop.* 2 *Length:* 0.40

Total Project Cost: $1,880,000
Total Project Authorizations: *$650,000*
Total Parcels: 0

Phase	*Fund*	*Year*	*Federal*	*State*	*Other*	*Total*
PE	*STBG*	*2021*	*$520,000*	*$130,000*	*$0*	*$650,000*
ROW	Local	2023	$0	$0	$50,000	$50,000
ROW	STBG	2023	$80,000	$20,000	$0	$100,000
CST	STBG	After 2024	$800,000	$200,000	$0	$1,000,000
UTL	STBG	After 2024	$64,000	$16,000	$0	$80,000

Project: **T006094** *Type Work:* Intermodal
Descp: FY 2021-RIVER VALLEY RC-SEC.5304-PLANNING
Lanes: *Exist.* *Prop.* *Length:* 0.00

Total Project Cost: $24,140
Total Project Authorizations: *$24,140*
Total Parcels: 0

Phase	*Fund*	*Year*	*Federal*	*State*	*Other*	*Total*
441A2	*Transit*	*2021*	*$0*	*$2,414*	*$0*	*$2,414*
441A2	*Transit*	*2021*	*$0*	*$0*	*$2,414*	*$2,414*
441A2	*Transit*	*2021*	*$19,312*	*$0*	*$0*	*$19,312*

In Chattahoochee, Clay, Crisp, Dooly, Harris, Macon, Marion, Muscogee, Quitman, Randolph, Schley, Stewart, Sumter, Talbot, Taylor, Webster County

Project: **T006466** *Type Work:* Intermodal
Descp: FY 2021-RIVER VALLEY RC-SEC.5311-MOBILITY MGMT
Lanes: *Exist.* *Prop.* *Length:* 0.00

Total Project Cost: $131,250
Total Project Authorizations: *$0*
Total Parcels: 0

Phase	*Fund*	*Year*	*Federal*	*State*	*Other*	*Total*
CAP	Transit	2021	$105,000	$0	$26,250	$131,250

In Chattahoochee, Clay, Crisp, Dooly, Harris, Macon, Marion, Muscogee, Quitman, Randolph, Schley, Stewart, Sumter, Talbot, Taylor, Webster County

Project: **T006468** *Type Work:* Intermodal
Descp: FY 2021-CITY OF AMERICUS-SEC.5311-CAPITAL AND OPERATIONS
Lanes: *Exist.* *Prop.* *Length:* 0.00

Total Project Cost: $147,480
Total Project Authorizations: *$0*
Total Parcels: 0

Phase	*Fund*	*Year*	*Federal*	*State*	*Other*	*Total*
OPR	Transit	2021	$73,740	$0	$73,740	$147,480

Project: **T007177** *Type Work:* Intermodal
Descp: FY 2022-RIVER VALLEY RC-SEC.5311-MOBILITY MGMT
Lanes: *Exist.* 0 *Prop.* 0 *Length:* 0.00

Phase	Fund	Year	Federal	State	Other	Total
CAP	Transit	2022	$77,010	$9,626	$9,626	$96,263

Total Project Cost: $96,263
Total Project Authorizations: *$0*
Total Parcels: 0

In Chattahoochee, Clay, Crisp, Dooly, Harris, Macon, Marion, Muscogee, Quitman, Randolph, Schley, Stewart, Sumter, Talbot, Taylor, Webster County

Project: **T007179** *Type Work:* Intermodal
Descp: FY 2022-CITY OF AMERICUS-SEC.5311-CAPITAL AND OPERATIONS
Lanes: *Exist.* 0 *Prop.* 0 *Length:* 0.00

Phase	Fund	Year	Federal	State	Other	Total
CAP	Transit	2022	$209,515	$0	$209,515	$419,030

Total Project Cost: $419,030
Total Project Authorizations: *$0*
Total Parcels: 0

Project: **T007259** *Type Work:* Intermodal
Descp: FY 2023-RIVER VALLEY RC-SEC.5311-MOBILITY MGMT
Lanes: *Exist.* 0 *Prop.* 0 *Length:* 0.00

Phase	Fund	Year	Federal	State	Other	Total
CAP	Transit	2023	$105,000	$0	$26,250	$131,250

Total Project Cost: $131,250
Total Project Authorizations: *$0*
Total Parcels: 0

In Chattahoochee, Clay, Crisp, Dooly, Harris, Macon, Marion, Muscogee, Quitman, Randolph, Schley, Stewart, Sumter, Talbot, Taylor, Webster County

Project: **T007261** *Type Work:* Intermodal
Descp: FY 2023-CITY OF AMERICUS-SEC.5311-CAPITAL AND OPERATIONS
Lanes: *Exist.* 0 *Prop.* 0 *Length:* 0.00

Phase	Fund	Year	Federal	State	Other	Total
CAP	Transit	2023	$117,984	$0	$29,496	$147,480

Total Project Cost: $147,480
Total Project Authorizations: *$0*
Total Parcels: 0

Project: **T007343** *Type Work:* Intermodal
Descp: FY 2024-RIVER VALLEY RC-SEC.5311-MOBILITY MGMT
Lanes: *Exist.* 0 *Prop.* 0 *Length:* 0.00

Phase	Fund	Year	Federal	State	Other	Total
CAP	Transit	2024	$105,000	$0	$26,250	$131,250

Total Project Cost: $131,250
Total Project Authorizations: *$0*
Total Parcels: 0

In Chattahoochee, Clay, Crisp, Dooly, Harris, Macon, Marion, Muscogee, Quitman, Randolph, Schley, Stewart, Sumter, Talbot, Taylor, Webster County

Project: **T007345** *Type Work:* Intermodal
Descp: FY 2024-CITY OF AMERICUS-SEC.5311-CAPITAL AND OPERATIONS
Lanes: *Exist.* 0 *Prop.* 0 *Length:* 0.00

Phase	Fund	Year	Federal	State	Other	Total
CAP	Transit	2024	$117,984	$0	$29,496	$147,480

Total Project Cost: $147,480
Total Project Authorizations: *$0*
Total Parcels: 0

Sumter Totals Summary

County Summary excludes lump sum projects

PI #	Year	Phase	Fund	Federal	State	Other	Total
0013752	2021	ROW	STBG	$120,000	$30,000	$0	$150,000
0013752	2023	CST	STBG	$1,216,958	$304,240	$0	$1,521,198
0013752	2023	UTL	STBG	$213,940	$53,485	$0	$267,424
0015640	2021	ROW	STBG	$45,600	$11,400	$0	$57,000
0016573	2021	PE	STBG	$520,000	$130,000	$0	$650,000
0016573	2023	ROW	Local	$0	$0	$50,000	$50,000
0016573	2023	ROW	STBG	$80,000	$20,000	$0	$100,000
T006094	2021	441A2	Transit	$0	$0	$217	$217
T006094	2021	441A2	Transit	$1,738	$0	$0	$1,738
T006094	2021	441A2	Transit	$0	$217	$0	$217
T006466	2021	CAP	Transit	$9,450	$0	$2,362	$11,812
T006468	2021	OPR	Transit	$73,740	$0	$73,740	$147,480
T007177	2022	CAP	Transit	$3,851	$481	$481	$4,813
T007179	2022	CAP	Transit	$209,515	$0	$209,515	$419,030
T007259	2023	CAP	Transit	$3,150	$0	$788	$3,938
T007261	2023	CAP	Transit	$117,984	$0	$29,496	$147,480
T007343	2024	CAP	Transit	$3,150	$0	$788	$3,938
T007345	2024	CAP	Transit	$117,984	$0	$29,496	$147,480
				$2,737,060	***$549,823***	***$396,883***	***$3,683,766***

Note: Cost estimates in this section show only the county's portion of the project; If the totals are different from the list above it is an indication that the project is in multiple counties.

Talbot

Project: **0015564** *Type Work:* Replace Bridge
Descp: SR 22 @ SOUTH FORK UPATOI CREEK 1 MILE E OF GENEVA
Lanes: *Exist.* 2 *Prop.* 2 *Length:* 0.40

Total Project Cost: $3,860,646
Total Project Authorizations: *$1,200,000*
Total Parcels: 5
Project Details: Replaces a deteriorated substandard bridge.

Phase	Fund	Year	Federal	State	Other	Total
PE	*STBG*	*2018*	*$480,000*	*$120,000*	*$0*	*$600,000*
PE	*STBG*	*2018*	*$480,000*	*$120,000*	*$0*	*$600,000*
ROW	STBG	2021	$101,600	$25,400	$0	$127,000
CST	STBG	2023	$1,832,665	$458,166	$0	$2,290,832
UTL	STBG	2023	$194,252	$48,563	$0	$242,815

Project: **0015565** *Type Work:* Replace Bridge
Descp: SR 22 @ RICHLAND CREEK 6.7 MI E OF TALBOTTON
Lanes: *Exist.* 2 *Prop.* 2 *Length:* 0.32

Total Project Cost: $3,745,681
Total Project Authorizations: *$1,200,000*
Total Parcels: 5
Project Details: Replaces a deteriorated substandard bridge.

Phase	Fund	Year	Federal	State	Other	Total
PE	*STBG*	*2018*	*$480,000*	*$120,000*	*$0*	*$600,000*
PE	*STBG*	*2018*	*$480,000*	*$120,000*	*$0*	*$600,000*
ROW	STBG	2021	$87,200	$21,800	$0	$109,000
CST	STBG	2023	$1,941,943	$485,486	$0	$2,427,428
UTL	STBG	2023	$7,402	$1,851	$0	$9,253

Project: **0015566** *Type Work:* Replace Bridge
Descp: SR 190 @ NS #718623W 2.5 MI W OF MANCHESTER
Lanes: *Exist.* 2 *Prop.* 2 *Length:* 0.27

Total Project Cost: $3,617,597
Total Project Authorizations: *$1,200,000*
Total Parcels: 5
Project Details: Replaces a deteriorated, fracture critical bridge.

Phase	Fund	Year	Federal	State	Other	Total
PE	*STBG*	*2018*	*$480,000*	*$120,000*	*$0*	*$600,000*
PE	*STBG*	*2018*	*$480,000*	*$120,000*	*$0*	*$600,000*
ROW	STBG	2021	$108,800	$27,200	$0	$136,000
CST	STBG	2024	$1,782,829	$445,707	$0	$2,228,537
UTL	STBG	2024	$42,448	$10,612	$0	$53,060

Project: **0015652** *Type Work:* Replace Bridge
Descp: CS 670/GORMAN ROAD @ CSX # 638437Y IN TALBOTTON
Lanes: *Exist.* 2 *Prop.* 2 *Length:* 0.20

Total Project Cost: $1,986,000
Total Project Authorizations: *$631,000*
Total Parcels: 5
Project Details: Replaces a structurally deficient substandard local system bridge.

Phase	Fund	Year	Federal	State	Other	Total
PE	*STBG*	*2019*	*$400,000*	*$100,000*	*$0*	*$500,000*
ROW	*Local*	*2019*	*$0*	*$0*	*$131,000*	*$131,000*
ROW	STBG	2021	$100,000	$25,000	$0	$125,000
CST	STBG	2024	$960,000	$240,000	$0	$1,200,000
UTL	STBG	2024	$24,000	$6,000	$0	$30,000

Project: **0017237** *Type Work:* Replace Bridge
Descp: SR 208 @ SCOTT CREEK
Lanes: *Exist.* 2 *Prop.* 2 *Length:* 0.40

Total Project Cost: $2,294,418
Total Project Authorizations: *$0*
Total Parcels: 0
Project Details: Replaces a substandard, deteriorated bridge.

Phase	Fund	Year	Federal	State	Other	Total
PE	STBG	2022	$520,000	$130,000	$0	$650,000
ROW	STBG	2024	$200,000	$50,000	$0	$250,000
CST	STBG	After 2024	$1,049,376	$262,344	$0	$1,311,720
UTL	STBG	After 2024	$66,158	$16,540	$0	$82,698

Project: **T006094** *Type Work:* Intermodal
Descp: FY 2021-RIVER VALLEY RC-SEC.5304-PLANNING
Lanes: *Exist.* *Prop.* *Length:* 0.00

Total Project Cost: $24,140
Total Project Authorizations: *$24,140*
Total Parcels: 0

Phase	Fund	Year	Federal	State	Other	Total
441A2	*Transit*	*2021*	*$0*	*$2,414*	*$0*	*$2,414*
441A2	*Transit*	*2021*	*$0*	*$0*	*$2,414*	*$2,414*
441A2	*Transit*	*2021*	*$19,312*	*$0*	*$0*	*$19,312*

In Chattahoochee, Clay, Crisp, Dooly, Harris, Macon, Marion, Muscogee, Quitman, Randolph, Schley, Stewart, Sumter, Talbot, Taylor, Webster County

Project: **T006466** *Type Work:* Intermodal
Descp: FY 2021-RIVER VALLEY RC-SEC.5311-MOBILITY MGMT
Lanes: *Exist.* *Prop.* *Length:* 0.00

Phase	Fund	Year	Federal	State	Other	Total
CAP	Transit	2021	$105,000	$0	$26,250	$131,250

Total Project Cost: $131,250
Total Project Authorizations: *$0*
Total Parcels: 0

In Chattahoochee, Clay, Crisp, Dooly, Harris, Macon, Marion, Muscogee, Quitman, Randolph, Schley, Stewart, Sumter, Talbot, Taylor, Webster County

Project: **T006469** *Type Work:* Intermodal
Descp: FY 2021-TALBOT COUNTY-SEC.5311-CAPITAL AND OPERATIONS
Lanes: *Exist.* *Prop.* *Length:*

Phase	Fund	Year	Federal	State	Other	Total
OPR	Transit	2021	$207,783	$0	$207,783	$415,566

Total Project Cost: $415,566
Total Project Authorizations: *$0*
Total Parcels: 0

Project: **T007177** *Type Work:* Intermodal
Descp: FY 2022-RIVER VALLEY RC-SEC.5311-MOBILITY MGMT
Lanes: *Exist.* 0 *Prop.* 0 *Length:* 0.00

Phase	Fund	Year	Federal	State	Other	Total
CAP	Transit	2022	$77,010	$9,626	$9,626	$96,263

Total Project Cost: $96,263
Total Project Authorizations: *$0*
Total Parcels: 0

In Chattahoochee, Clay, Crisp, Dooly, Harris, Macon, Marion, Muscogee, Quitman, Randolph, Schley, Stewart, Sumter, Talbot, Taylor, Webster County

Project: **T007180** *Type Work:* Intermodal
Descp: FY 2022-TALBOT COUNTY-SEC.5311-CAPITAL AND OPERATIONS
Lanes: *Exist.* 0 *Prop.* 0 *Length:* 0.00

Phase	Fund	Year	Federal	State	Other	Total
CAP	Transit	2022	$244,577	$5,572	$205,572	$455,721

Total Project Cost: $455,721
Total Project Authorizations: *$0*
Total Parcels: 0

Project: **T007259** *Type Work:* Intermodal
Descp: FY 2023-RIVER VALLEY RC-SEC.5311-MOBILITY MGMT
Lanes: *Exist.* 0 *Prop.* 0 *Length:* 0.00

Phase	Fund	Year	Federal	State	Other	Total
CAP	Transit	2023	$105,000	$0	$26,250	$131,250

Total Project Cost: $131,250
Total Project Authorizations: *$0*
Total Parcels: 0

In Chattahoochee, Clay, Crisp, Dooly, Harris, Macon, Marion, Muscogee, Quitman, Randolph, Schley, Stewart, Sumter, Talbot, Taylor, Webster County

Project: **T007262** *Type Work:* Intermodal
Descp: FY 2023-TALBOT COUNTY-SEC.5311-CAPITAL AND OPERATIONS
Lanes: *Exist.* 0 *Prop.* 0 *Length:* 0.00

Phase	Fund	Year	Federal	State	Other	Total
CAP	Transit	2023	$332,453	$0	$83,113	$415,566

Total Project Cost: $415,566
Total Project Authorizations: *$0*
Total Parcels: 0

Project: **T007343** *Type Work:* Intermodal
Descp: FY 2024-RIVER VALLEY RC-SEC.5311-MOBILITY MGMT
Lanes: *Exist.* 0 *Prop.* 0 *Length:* 0.00

Phase	Fund	Year	Federal	State	Other	Total
CAP	Transit	2024	$105,000	$0	$26,250	$131,250

Total Project Cost: $131,250
Total Project Authorizations: *$0*
Total Parcels: 0

In Chattahoochee, Clay, Crisp, Dooly, Harris, Macon, Marion, Muscogee, Quitman, Randolph, Schley, Stewart, Sumter, Talbot, Taylor, Webster County

Project: **T007346** *Type Work:* Intermodal
Descp: FY 2024-TALBOT COUNTY-SEC.5311-CAPITAL AND OPERATIONS
Lanes: *Exist.* 0 *Prop.* 0 *Length:* 0.00

Phase	Fund	Year	Federal	State	Other	Total
CAP	Transit	2024	$332,453	$0	$83,113	$415,566

Total Project Cost: $415,566
Total Project Authorizations: *$0*
Total Parcels: 0

Talbot Totals Summary

County Summary excludes lump sum projects

PI #	Year	Phase	Fund	Federal	State	Other	Total
0015564	2021	ROW	STBG	$101,600	$25,400	$0	$127,000
0015564	2023	CST	STBG	$1,832,665	$458,166	$0	$2,290,832
0015564	2023	UTL	STBG	$194,252	$48,563	$0	$242,815
0015565	2021	ROW	STBG	$87,200	$21,800	$0	$109,000
0015565	2023	CST	STBG	$1,941,943	$485,486	$0	$2,427,428
0015565	2023	UTL	STBG	$7,402	$1,851	$0	$9,253
0015566	2021	ROW	STBG	$108,800	$27,200	$0	$136,000
0015566	2024	CST	STBG	$1,782,829	$445,707	$0	$2,228,537
0015566	2024	UTL	STBG	$42,448	$10,612	$0	$53,060
0015652	2021	ROW	STBG	$100,000	$25,000	$0	$125,000
0015652	2024	CST	STBG	$960,000	$240,000	$0	$1,200,000
0015652	2024	UTL	STBG	$24,000	$6,000	$0	$30,000
0017237	2022	PE	STBG	$520,000	$130,000	$0	$650,000
0017237	2024	ROW	STBG	$200,000	$50,000	$0	$250,000
T006094	2021	441A2	Transit	$0	$0	$193	$193
T006094	2021	441A2	Transit	$1,545	$0	$0	$1,545
T006094	2021	441A2	Transit	$0	$193	$0	$193
T006466	2021	CAP	Transit	$8,400	$0	$2,100	$10,500
T006469	2021	OPR	Transit	$207,783	$0	$207,783	$415,566
T007177	2022	CAP	Transit	$3,851	$481	$481	$4,813
T007180	2022	CAP	Transit	$244,577	$5,572	$205,572	$455,721
T007259	2023	CAP	Transit	$3,150	$0	$788	$3,938
T007262	2023	CAP	Transit	$332,453	$0	$83,113	$415,566
T007343	2024	CAP	Transit	$2,100	$0	$525	$2,625
T007346	2024	CAP	Transit	$332,453	$0	$83,113	$415,566
				$9,039,450	***$1,982,031***	***$583,668***	***$11,605,150***

Note: Cost estimates in this section show only the county's portion of the project; If the totals are different from the list above it is an indication that the project is in multiple counties.

Taliaferro

Project: **T006470** *Type Work:* Intermodal
Descp: FY 2021-TALIAFERRO COUNTY-SEC.5311-CAPITAL AND OPERATIONS
Lanes: *Exist.* *Prop.* *Length:*

Total Project Cost: $55,120
Total Project Authorizations: *$0*
Total Parcels: 0

Phase	Fund	Year	Federal	State	Other	Total
OPR	Transit	2021	$27,560	$0	$27,560	$55,120

Project: **T007181** *Type Work:* Intermodal
Descp: FY 2022-TALIAFERRO COUNTY-SEC.5311-CAPITAL AND OPERATIONS
Lanes: *Exist.* 0 *Prop.* 0 *Length:* 0.00

Total Project Cost: $63,550
Total Project Authorizations: *$0*
Total Parcels: 0

Phase	Fund	Year	Federal	State	Other	Total
CAP	Transit	2022	$31,775	$0	$31,775	$63,550

Project: **T007263** *Type Work:* Intermodal
Descp: FY 2023-TALIAFERRO COUNTY-SEC.5311-CAPITAL AND OPERATIONS
Lanes: *Exist.* 0 *Prop.* 0 *Length:* 0.00

Total Project Cost: $55,120
Total Project Authorizations: *$0*
Total Parcels: 0

Phase	Fund	Year	Federal	State	Other	Total
CAP	Transit	2023	$44,096	$0	$11,024	$55,120

Project: **T007347** *Type Work:* Intermodal
Descp: FY 2024-TALIAFERRO COUNTY-SEC.5311-CAPITAL AND OPERATIONS
Lanes: *Exist.* 0 *Prop.* 0 *Length:* 0.00

Total Project Cost: $55,120
Total Project Authorizations: *$0*
Total Parcels: 0

Phase	Fund	Year	Federal	State	Other	Total
CAP	Transit	2024	$44,096	$0	$11,024	$55,120

Taliaferro Totals Summary

County Summary excludes lump sum projects

PI #	Year	Phase	Fund	Federal	State	Other	Total
T006470	2021	OPR	Transit	$27,560	$0	$27,560	$55,120
T007181	2022	CAP	Transit	$31,775	$0	$31,775	$63,550
T007263	2023	CAP	Transit	$44,096	$0	$11,024	$55,120
T007347	2024	CAP	Transit	$44,096	$0	$11,024	$55,120
				$147,527	***$0***	***$81,383***	***$228,910***

Note: Cost estimates in this section show only the county's portion of the project; If the totals are different from the list above it is an indication that the project is in multiple counties.

Tattnall

Project: **0017188** *Type Work:* Drainage Improvements
Descp: SR 23/SR 73 DRAINAGE IMPROVEMENTS IN GLENNVILLE
Lanes: *Exist.* 4 *Prop.* 4 *Length:* 0.39

Total Project Cost: $8,821,115
Total Project Authorizations: *$0*
Total Parcels: 0

Phase	Fund	Year	Federal	State	Other	Total
PE	STBG	2021	$400,000	$100,000	$0	$500,000
ROW	STBG	2022	$956,000	$239,000	$0	$1,195,000
CST	STBG	2023	$4,860,892	$1,215,223	$0	$6,076,115
UTL	STBG	2023	$840,000	$210,000	$0	$1,050,000

Project: **T006090** *Type Work:* Intermodal
Descp: FY 2021-HEART OF GEORGIA RC-SEC.5304-PLANNING
Lanes: *Exist.* *Prop.* *Length:* 0.00

Total Project Cost: $36,395
Total Project Authorizations: *$36,395*
Total Parcels: 0

Phase	Fund	Year	Federal	State	Other	Total
441A2	*Transit*	*2021*	*$0*	*$3,639*	*$0*	*$3,639*
441A2	*Transit*	*2021*	*$0*	*$0*	*$3,640*	*$3,640*
441A2	*Transit*	*2021*	*$29,116*	*$0*	*$0*	*$29,116*

In Appling, Bleckley, Candler, Dodge, Emanuel, Evans, Jeff Davis, Johnson, Laurens, Montgomery, Tattnall, Telfair, Toombs, Treutlen, Wayne, Wheeler, Wilcox County

Tattnall Totals Summary

County Summary excludes lump sum projects

PI #	Year	Phase	Fund	Federal	State	Other	Total
0017188	2021	PE	STBG	$400,000	$100,000	$0	$500,000
0017188	2022	ROW	STBG	$956,000	$239,000	$0	$1,195,000
0017188	2023	CST	STBG	$4,860,892	$1,215,223	$0	$6,076,115
0017188	2023	UTL	STBG	$840,000	$210,000	$0	$1,050,000
T006090	2021	441A2	Transit	$0	$255	$0	$255
T006090	2021	441A2	Transit	$0	$0	$255	$255
T006090	2021	441A2	Transit	$2,038	$0	$0	$2,038
				$7,058,930	***$1,764,478***	***$255***	***$8,823,663***

Note: Cost estimates in this section show only the county's portion of the project; If the totals are different from the list above it is an indication that the project is in multiple counties.

Taylor

Project: **0013814** *Type Work:* Replace Bridge
Descp: SR 128 @ PATSILIGA CREEK & OVERFLOW N OF REYNOLDS
Lanes: *Exist.* 2 *Prop.* 2 *Length:* 0.80

Total Project Cost: $4,862,000
Total Project Authorizations: *$1,862,000*
Total Parcels: 5
Project Details: Replaces 2 substandard deteriorated bridges.

Phase	*Fund*	*Year*	*Federal*	*State*	*Other*	*Total*
PE	*STBG*	*2016*	*$809,600*	*$202,400*	*$0*	*$1,012,000*
PE	*STBG*	*2016*	*$680,000*	*$170,000*	*$0*	*$850,000*
ROW	STBG	2022	$400,000	$100,000	$0	$500,000
CST	STBG	2024	$2,000,000	$500,000	$0	$2,500,000

Project: **0015637** *Type Work:* Replace Bridge
Descp: CR 126/TURNER RD @ PATSILIGA CREEK TRIB 3 MI NW OF REYNOLDS
Lanes: *Exist.* 2 *Prop.* 2 *Length:* 0.40

Total Project Cost: $1,450,000
Total Project Authorizations: *$500,000*
Total Parcels: 0
Project Details: Replaces a structurally deficient substandard local system bridge.

Phase	*Fund*	*Year*	*Federal*	*State*	*Other*	*Total*
PE	*STBG*	*2021*	*$400,000*	*$100,000*	*$0*	*$500,000*
ROW	STBG	2023	$100,000	$25,000	$0	$125,000
ROW	Local	2023	$0	$0	$125,000	$125,000
CST	STBG	After 2024	$560,000	$140,000	$0	$700,000

Project: **0015638** *Type Work:* Replace Bridge
Descp: CR 128/TURNER ROAD @ PATSILIGA CREEK 2 MI NW OF REYNOLDS
Lanes: *Exist.* 2 *Prop.* 2 *Length:* 0.40

Total Project Cost: $2,760,000
Total Project Authorizations: *$500,000*
Total Parcels: 0
Project Details: Replaces a structurally deficient substandard local system bridge.

Phase	*Fund*	*Year*	*Federal*	*State*	*Other*	*Total*
PE	*STBG*	*2021*	*$400,000*	*$100,000*	*$0*	*$500,000*
ROW	Local	2023	$0	$0	$125,000	$125,000
ROW	STBG	2023	$100,000	$25,000	$0	$125,000
CST	STBG	After 2024	$1,600,000	$400,000	$0	$2,000,000
UTL	STBG	After 2024	$8,000	$2,000	$0	$10,000

Project: **T006094** *Type Work:* Intermodal
Descp: FY 2021-RIVER VALLEY RC-SEC.5304-PLANNING
Lanes: *Exist.* *Prop.* *Length:* 0.00

Total Project Cost: $24,140
Total Project Authorizations: *$24,140*
Total Parcels: 0
In Chattahoochee, Clay, Crisp, Dooly, Harris, Macon, Marion, Muscogee, Quitman, Randolph, Schley, Stewart, Sumter, Talbot, Taylor, Webster County

Phase	*Fund*	*Year*	*Federal*	*State*	*Other*	*Total*
441A2	*Transit*	*2021*	*$0*	*$2,414*	*$0*	*$2,414*
441A2	*Transit*	*2021*	*$0*	*$0*	*$2,414*	*$2,414*
441A2	*Transit*	*2021*	*$19,312*	*$0*	*$0*	*$19,312*

Project: **T006466** *Type Work:* Intermodal
Descp: FY 2021-RIVER VALLEY RC-SEC.5311-MOBILITY MGMT
Lanes: *Exist.* *Prop.* *Length:* 0.00

Total Project Cost: $131,250
Total Project Authorizations: *$0*
Total Parcels: 0
In Chattahoochee, Clay, Crisp, Dooly, Harris, Macon, Marion, Muscogee, Quitman, Randolph, Schley, Stewart, Sumter, Talbot, Taylor, Webster County

Phase	*Fund*	*Year*	*Federal*	*State*	*Other*	*Total*
CAP	Transit	2021	$105,000	$0	$26,250	$131,250

Project: **T006471** *Type Work:* Intermodal
Descp: FY 2021-TAYLOR COUNTY-SEC.5311-CAPITAL AND OPERATIONS
Lanes: *Exist.* *Prop.* *Length:*

Total Project Cost: $298,558
Total Project Authorizations: *$0*
Total Parcels: 0

Phase	*Fund*	*Year*	*Federal*	*State*	*Other*	*Total*
OPR	Transit	2021	$149,279	$0	$149,279	$298,558

Project: **T007177** *Type Work:* Intermodal
Descp: FY 2022-RIVER VALLEY RC-SEC.5311-MOBILITY MGMT
Lanes: *Exist.* 0 *Prop.* 0 *Length:* 0.00

Phase	Fund	Year	Federal	State	Other	Total
CAP	Transit	2022	$77,010	$9,626	$9,626	$96,263

Total Project Cost: $96,263
Total Project Authorizations: *$0*
Total Parcels: 0

In Chattahoochee, Clay, Crisp, Dooly, Harris, Macon, Marion, Muscogee, Quitman, Randolph, Schley, Stewart, Sumter, Talbot, Taylor, Webster County

Project: **T007182** *Type Work:* Intermodal
Descp: FY 2022-TAYLOR COUNTY-SEC.5311-CAPITAL AND OPERATIONS
Lanes: *Exist.* 0 *Prop.* 0 *Length:* 0.00

Phase	Fund	Year	Federal	State	Other	Total
CAP	Transit	2022	$227,137	$5,892	$185,892	$418,921

Total Project Cost: $418,921
Total Project Authorizations: *$0*
Total Parcels: 0

Project: **T007259** *Type Work:* Intermodal
Descp: FY 2023-RIVER VALLEY RC-SEC.5311-MOBILITY MGMT
Lanes: *Exist.* 0 *Prop.* 0 *Length:* 0.00

Phase	Fund	Year	Federal	State	Other	Total
CAP	Transit	2023	$105,000	$0	$26,250	$131,250

Total Project Cost: $131,250
Total Project Authorizations: *$0*
Total Parcels: 0

In Chattahoochee, Clay, Crisp, Dooly, Harris, Macon, Marion, Muscogee, Quitman, Randolph, Schley, Stewart, Sumter, Talbot, Taylor, Webster County

Project: **T007264** *Type Work:* Intermodal
Descp: FY 2023-TAYLOR COUNTY-SEC.5311-CAPITAL AND OPERATIONS
Lanes: *Exist.* 0 *Prop.* 0 *Length:* 0.00

Phase	Fund	Year	Federal	State	Other	Total
CAP	Transit	2023	$238,846	$0	$59,712	$298,558

Total Project Cost: $298,558
Total Project Authorizations: *$0*
Total Parcels: 0

Project: **T007343** *Type Work:* Intermodal
Descp: FY 2024-RIVER VALLEY RC-SEC.5311-MOBILITY MGMT
Lanes: *Exist.* 0 *Prop.* 0 *Length:* 0.00

Phase	Fund	Year	Federal	State	Other	Total
CAP	Transit	2024	$105,000	$0	$26,250	$131,250

Total Project Cost: $131,250
Total Project Authorizations: *$0*
Total Parcels: 0

In Chattahoochee, Clay, Crisp, Dooly, Harris, Macon, Marion, Muscogee, Quitman, Randolph, Schley, Stewart, Sumter, Talbot, Taylor, Webster County

Project: **T007348** *Type Work:* Intermodal
Descp: FY 2024-TAYLOR COUNTY-SEC.5311-CAPITAL AND OPERATIONS
Lanes: *Exist.* 0 *Prop.* 0 *Length:* 0.00

Phase	Fund	Year	Federal	State	Other	Total
CAP	Transit	2024	$238,846	$0	$59,712	$298,558

Total Project Cost: $298,558
Total Project Authorizations: *$0*
Total Parcels: 0

Taylor Totals Summary

County Summary excludes lump sum projects

PI #	Year	Phase	Fund	Federal	State	Other	Total
0013814	2022	ROW	STBG	$400,000	$100,000	$0	$500,000
0013814	2024	CST	STBG	$2,000,000	$500,000	$0	$2,500,000
0015637	2021	PE	STBG	$400,000	$100,000	$0	$500,000
0015637	2023	ROW	Local	$0	$0	$125,000	$125,000
0015637	2023	ROW	STBG	$100,000	$25,000	$0	$125,000
0015638	2021	PE	STBG	$400,000	$100,000	$0	$500,000
0015638	2023	ROW	Local	$0	$0	$125,000	$125,000
0015638	2023	ROW	STBG	$100,000	$25,000	$0	$125,000
T006094	2021	441A2	Transit	$0	$0	$169	$169
T006094	2021	441A2	Transit	$1,352	$0	$0	$1,352
T006094	2021	441A2	Transit	$0	$169	$0	$169
T006466	2021	CAP	Transit	$7,350	$0	$1,838	$9,188
T006471	2021	OPR	Transit	$149,279	$0	$149,279	$298,558
T007177	2022	CAP	Transit	$7,701	$963	$963	$9,626
T007182	2022	CAP	Transit	$227,137	$5,892	$185,892	$418,921
T007259	2023	CAP	Transit	$2,100	$0	$525	$2,625
T007264	2023	CAP	Transit	$238,846	$0	$59,712	$298,558
T007343	2024	CAP	Transit	$2,100	$0	$525	$2,625
T007348	2024	CAP	Transit	$238,846	$0	$59,712	$298,558
				$4,274,711	***$857,024***	***$708,613***	***$5,840,349***

Note: Cost estimates in this section show only the county's portion of the project; If the totals are different from the list above it is an indication that the project is in multiple counties.

Telfair

Project: **T006090** *Type Work:* Intermodal
Descp: FY 2021-HEART OF GEORGIA RC-SEC.5304-PLANNING
Lanes: *Exist.* *Prop.* *Length:* 0.00

Total Project Cost: $36,395
Total Project Authorizations: *$36,395*
Total Parcels: 0

Phase	*Fund*	*Year*	*Federal*	*State*	*Other*	*Total*
441A2	*Transit*	*2021*	*$0*	*$3,639*	*$0*	*$3,639*
441A2	*Transit*	*2021*	*$0*	*$0*	*$3,640*	*$3,640*
441A2	*Transit*	*2021*	*$29,116*	*$0*	*$0*	*$29,116*

In Appling, Bleckley, Candler, Dodge, Emanuel, Evans, Jeff Davis, Johnson, Laurens, Montgomery, Tattnall, Telfair, Toombs, Treutlen, Wayne, Wheeler, Wilcox County

Project: **T006472** *Type Work:* Intermodal
Descp: FY 2021-TELFAIR COUNTY-SEC.5311-OPERATIONS ONLY
Lanes: *Exist.* *Prop.* *Length:*

Total Project Cost: $119,214
Total Project Authorizations: *$0*
Total Parcels: 0

Phase	*Fund*	*Year*	*Federal*	*State*	*Other*	*Total*
OPR	Transit	2021	$59,607	$0	$59,607	$119,214

Project: **T007183** *Type Work:* Intermodal
Descp: FY 2022-TELFAIR COUNTY-SEC.5311-CAPITAL AND OPERATIONS
Lanes: *Exist.* 0 *Prop.* 0 *Length:* 0.00

Total Project Cost: $137,146
Total Project Authorizations: *$0*
Total Parcels: 0

Phase	*Fund*	*Year*	*Federal*	*State*	*Other*	*Total*
CAP	Transit	2022	$68,573	$0	$68,573	$137,146

Project: **T007265** *Type Work:* Intermodal
Descp: FY 2023-TELFAIR COUNTY-SEC.5311-CAPITAL AND OPERATIONS
Lanes: *Exist.* 0 *Prop.* 0 *Length:* 0.00

Total Project Cost: $119,214
Total Project Authorizations: *$0*
Total Parcels: 0

Phase	*Fund*	*Year*	*Federal*	*State*	*Other*	*Total*
CAP	Transit	2023	$95,371	$0	$23,843	$119,214

Project: **T007349** *Type Work:* Intermodal
Descp: FY 2024-TELFAIR COUNTY-SEC.5311-CAPITAL AND OPERATIONS
Lanes: *Exist.* 0 *Prop.* 0 *Length:* 0.00

Total Project Cost: $119,214
Total Project Authorizations: *$0*
Total Parcels: 0

Phase	*Fund*	*Year*	*Federal*	*State*	*Other*	*Total*
CAP	Transit	2024	$95,371	$0	$23,843	$119,214

Telfair Totals Summary

County Summary excludes lump sum projects

PI #	Year	Phase	Fund	Federal	State	Other	Total
T006090	2021	441A2	Transit	$0	$0	$218	$218
T006090	2021	441A2	Transit	$1,747	$0	$0	$1,747
T006090	2021	441A2	Transit	$0	$218	$0	$218
T006472	2021	OPR	Transit	$59,607	$0	$59,607	$119,214
T007183	2022	CAP	Transit	$68,573	$0	$68,573	$137,146
T007265	2023	CAP	Transit	$95,371	$0	$23,843	$119,214
T007349	2024	CAP	Transit	$95,371	$0	$23,843	$119,214
				$320,669	***$218***	***$176,084***	***$496,972***

Note: Cost estimates in this section show only the county's portion of the project; If the totals are different from the list above it is an indication that the project is in multiple counties.

Terrell

Project: **T006096** *Type Work:* Intermodal
Descp: FY 2021-SOUTHWEST GEORGIA RC-SEC.5304-PLANNING
Lanes: *Exist.* *Prop.* *Length:* 0.00

Phase	Fund	Year	Federal	State	Other	Total
441A2	*Transit*	*2021*	*$24,392*	*$0*	*$0*	*$24,392*
441A2	*Transit*	*2021*	*$0*	*$0*	*$3,049*	*$3,049*
441A2	*Transit*	*2021*	*$0*	*$3,049*	*$0*	*$3,049*

Total Project Cost: $30,490
Total Project Authorizations: *$30,490*
Total Parcels: 0

In Baker, Calhoun, Colquitt, Decatur, Dougherty, Early, Grady, Lee, Miller, Mitchell, Seminole, Terrell, Thomas, Worth County

Project: **T006467** *Type Work:* Intermodal
Descp: FY 2021-SW GEORGIA RC-SEC.5311-CAPITAL AND OPERATIONS
Lanes: *Exist.* *Prop.* *Length:* 0.00

Phase	Fund	Year	Federal	State	Other	Total
OPR	Transit	2021	$2,901,589	$0	$2,901,589	$5,803,178

Total Project Cost: $5,803,178
Total Project Authorizations: *$0*
Total Parcels: 0

In Baker, Calhoun, Colquitt, Decatur, Dougherty, Early, Grady, Lee, Miller, Mitchell, Seminole, Terrell, Worth County

Project: **T007178** *Type Work:* Intermodal
Descp: FY 2022-SW GEORGIA RC-SEC.5311-CAPITAL AND OPERATIONS
Lanes: *Exist.* 0 *Prop.* 0 *Length:* 0.00

Phase	Fund	Year	Federal	State	Other	Total
CAP	Transit	2022	$3,615,646	$111,916	$2,832,232	$6,559,795

Total Project Cost: $6,559,795
Total Project Authorizations: *$0*
Total Parcels: 0

In Baker, Calhoun, Colquitt, Decatur, Dougherty, Early, Grady, Lee, Miller, Mitchell, Seminole, Terrell, Worth County

Project: **T007260** *Type Work:* Intermodal
Descp: FY 2023-SW GEORGIA RC-SEC.5311-CAPITAL AND OPERATIONS
Lanes: *Exist.* 0 *Prop.* 0 *Length:* 0.00

Phase	Fund	Year	Federal	State	Other	Total
CAP	Transit	2023	$4,642,542	$0	$1,160,636	$5,803,178

Total Project Cost: $5,803,178
Total Project Authorizations: *$0*
Total Parcels: 0

In Baker, Calhoun, Colquitt, Decatur, Dougherty, Early, Grady, Lee, Miller, Mitchell, Seminole, Terrell, Worth County

Project: **T007344** *Type Work:* Intermodal
Descp: FY 2024-SW GEORGIA RC-SEC.5311-CAPITAL AND OPERATIONS
Lanes: *Exist.* 0 *Prop.* 0 *Length:* 0.00

Phase	Fund	Year	Federal	State	Other	Total
CAP	Transit	2024	$4,642,542	$0	$1,160,636	$5,803,178

Total Project Cost: $5,803,178
Total Project Authorizations: *$0*
Total Parcels: 0

In Baker, Calhoun, Colquitt, Decatur, Dougherty, Early, Grady, Lee, Miller, Mitchell, Seminole, Terrell, Worth County

Terrell Totals Summary

County Summary excludes lump sum projects

PI #	Year	Phase	Fund	Federal	State	Other	Total
T006096	2021	441A2	Transit	$0	$0	$183	$183
T006096	2021	441A2	Transit	$1,464	$0	$0	$1,464
T006096	2021	441A2	Transit	$0	$183	$0	$183
T006467	2021	OPR	Transit	$174,095	$0	$174,095	$348,191
T007178	2022	CAP	Transit	$361,565	$11,192	$283,223	$655,980
T007260	2023	CAP	Transit	$232,127	$0	$58,032	$290,159
T007344	2024	CAP	Transit	$185,702	$0	$46,425	$232,127
				$954,952	***$11,375***	***$561,959***	***$1,528,286***

Note: Cost estimates in this section show only the county's portion of the project; If the totals are different from the list above it is an indication that the project is in multiple counties.

Thomas

Project: **0016584** *Type Work:* Replace Bridge
Descp: CR 298/COFFEE ROAD @ AUCILLA RIVER
Lanes: *Exist.* 2 *Prop.* 2 *Length:* 0.40

Total Project Cost: $2,480,000
Total Project Authorizations: *$650,000*
Total Parcels: 0

Phase	*Fund*	*Year*	*Federal*	*State*	*Other*	*Total*
PE	*STBG*	*2020*	*$520,000*	*$130,000*	*$0*	*$650,000*
ROW	STBG	2023	$80,000	$20,000	$0	$100,000
ROW	Local	2023	$0	$0	$50,000	$50,000
CST	STBG	After 2024	$1,280,000	$320,000	$0	$1,600,000
UTL	STBG	After 2024	$64,000	$16,000	$0	$80,000

Project: **0016585** *Type Work:* Replace Bridge
Descp: CR 305/PALMER ROAD @ LITTLE OCHLOCKNEE RIVER OVERFLOW
Lanes: *Exist.* 2 *Prop.* 2 *Length:* 0.40

Total Project Cost: $2,680,000
Total Project Authorizations: *$650,000*
Total Parcels: 0

Phase	*Fund*	*Year*	*Federal*	*State*	*Other*	*Total*
PE	*STBG*	*2020*	*$520,000*	*$130,000*	*$0*	*$650,000*
ROW	STBG	2023	$80,000	$20,000	$0	$100,000
ROW	Local	2023	$0	$0	$50,000	$50,000
CST	STBG	After 2024	$1,440,000	$360,000	$0	$1,800,000
UTL	STBG	After 2024	$64,000	$16,000	$0	$80,000

Project: **0016586** *Type Work:* Replace Bridge
Descp: CR 305/PALMER ROAD @ LITTLE OCHLOCKNEE RIVER
Lanes: *Exist.* 2 *Prop.* 2 *Length:* 0.33

Total Project Cost: $2,880,000
Total Project Authorizations: *$650,000*
Total Parcels: 0

Phase	*Fund*	*Year*	*Federal*	*State*	*Other*	*Total*
PE	*STBG*	*2020*	*$520,000*	*$130,000*	*$0*	*$650,000*
ROW	STBG	2023	$80,000	$20,000	$0	$100,000
ROW	Local	2023	$0	$0	$50,000	$50,000
CST	STBG	After 2024	$1,600,000	$400,000	$0	$2,000,000
UTL	STBG	After 2024	$64,000	$16,000	$0	$80,000

Project: **0016587** *Type Work:* Replace Bridge
Descp: CR 360/OLD US 84 @ CSX #636964L
Lanes: *Exist.* 2 *Prop.* 2 *Length:* 0.40

Total Project Cost: $6,280,000
Total Project Authorizations: *$675,000*
Total Parcels: 0

Phase	*Fund*	*Year*	*Federal*	*State*	*Other*	*Total*
PE	*STBG*	*2020*	*$540,000*	*$135,000*	*$0*	*$675,000*
ROW	Local	2023	$0	$0	$75,000	$75,000
ROW	STBG	2023	$120,000	$30,000	$0	$150,000
CST	STBG	After 2024	$4,240,000	$1,060,000	$0	$5,300,000
UTL	STBG	After 2024	$64,000	$16,000	$0	$80,000

Project: **T006096** *Type Work:* Intermodal
Descp: FY 2021-SOUTHWEST GEORGIA RC-SEC.5304-PLANNING
Lanes: *Exist.* *Prop.* *Length:* 0.00

Total Project Cost: $30,490
Total Project Authorizations: *$30,490*
Total Parcels: 0

Phase	*Fund*	*Year*	*Federal*	*State*	*Other*	*Total*
441A2	*Transit*	*2021*	*$24,392*	*$0*	*$0*	*$24,392*
441A2	*Transit*	*2021*	*$0*	*$0*	*$3,049*	*$3,049*
441A2	*Transit*	*2021*	*$0*	*$3,049*	*$0*	*$3,049*

In Baker, Calhoun, Colquitt, Decatur, Dougherty, Early, Grady, Lee, Miller, Mitchell, Seminole, Terrell, Thomas, Worth County

Project: **T006473** *Type Work:* Intermodal
Descp: FY 2021-THOMAS COUNTY-SEC.5311-CAPITAL AND OPERATIONS
Lanes: *Exist.* *Prop.* *Length:*

Total Project Cost: $1,027,150
Total Project Authorizations: *$0*
Total Parcels: 0

Phase	*Fund*	*Year*	*Federal*	*State*	*Other*	*Total*
OPR	Transit	2021	$513,575	$0	$513,575	$1,027,150

Project: **T007184** *Type Work:* Intermodal
Descp: FY 2022-THOMAS COUNTY-SEC.5311-CAPITAL AND OPERATIONS
Lanes: *Exist.* 0 *Prop.* 0 *Length:* 0.00

Total Project Cost: $1,040,960
Total Project Authorizations: *$0*
Total Parcels: 0

Phase	Fund	Year	Federal	State	Other	Total
CAP	Transit	2022	$520,480	$0	$520,480	$1,040,960

Project: **T007266** *Type Work:* Intermodal
Descp: FY 2023-THOMAS COUNTY-SEC.5311-CAPITAL AND OPERATIONS
Lanes: *Exist.* 0 *Prop.* 0 *Length:* 0.00

Total Project Cost: $1,027,150
Total Project Authorizations: *$0*
Total Parcels: 0

Phase	Fund	Year	Federal	State	Other	Total
CAP	Transit	2023	$821,720	$0	$205,430	$1,027,150

Project: **T007350** *Type Work:* Intermodal
Descp: FY 2024-THOMAS COUNTY-SEC.5311-CAPITAL AND OPERATIONS
Lanes: *Exist.* 0 *Prop.* 0 *Length:* 0.00

Total Project Cost: $1,027,150
Total Project Authorizations: *$0*
Total Parcels: 0

Phase	Fund	Year	Federal	State	Other	Total
CAP	Transit	2024	$821,720	$0	$205,430	$1,027,150

Thomas Totals Summary

County Summary excludes lump sum projects

PI #	Year	Phase	Fund	Federal	State	Other	Total
0016584	2023	ROW	Local	$0	$0	$50,000	$50,000
0016584	2023	ROW	STBG	$80,000	$20,000	$0	$100,000
0016585	2023	ROW	Local	$0	$0	$50,000	$50,000
0016585	2023	ROW	STBG	$80,000	$20,000	$0	$100,000
0016586	2023	ROW	Local	$0	$0	$50,000	$50,000
0016586	2023	ROW	STBG	$80,000	$20,000	$0	$100,000
0016587	2023	ROW	Local	$0	$0	$75,000	$75,000
0016587	2023	ROW	STBG	$120,000	$30,000	$0	$150,000
T006096	2021	441A2	Transit	$0	$0	$274	$274
T006096	2021	441A2	Transit	$2,195	$0	$0	$2,195
T006096	2021	441A2	Transit	$0	$274	$0	$274
T006473	2021	OPR	Transit	$513,575	$0	$513,575	$1,027,150
T007184	2022	CAP	Transit	$520,480	$0	$520,480	$1,040,960
T007266	2023	CAP	Transit	$821,720	$0	$205,430	$1,027,150
T007350	2024	CAP	Transit	$821,720	$0	$205,430	$1,027,150
				$3,039,690	***$90,274***	***$1,670,189***	***$4,800,154***

Note: Cost estimates in this section show only the county's portion of the project; If the totals are different from the list above it is an indication that the project is in multiple counties.

Tift

Project: **0013732** *Type Work:* Passing Lanes
Descp: SR 35 FM MT OLIVE CHURCH RD/TIFT TO BUGLE LN RD/IRWIN @2 LOC
Lanes: *Exist.* 2 *Prop.* 2 *Length:* 3.59

Total Project Cost: $7,882,003
Total Project Authorizations: *$2,760,710*
Total Parcels: 31

Phase	Fund	Year	Federal	State	Other	Total
PE	*STBG*	*2016*	*$576,000*	*$144,000*	*$0*	*$720,000*
PE	*State*	*2019*	*$0*	*$382,529*	*$0*	*$382,529*
ROW	*State*	*2019*	*$0*	*$1,658,181*	*$0*	*$1,658,181*
CST	Bond	2021	$0	$0	$4,539,392	$4,539,392
UTL	Bond	2021	$0	$0	$581,900	$581,900

In Irwin, Tift County

Project: **T006095** *Type Work:* Intermodal
Descp: FY 2021-SOUTHERN GEORGIA RC-SEC.5304-PLANNING
Lanes: *Exist.* *Prop.* *Length:* 0.00

Total Project Cost: $35,360
Total Project Authorizations: *$35,360*
Total Parcels: 0

Phase	Fund	Year	Federal	State	Other	Total
441A2	*Transit*	*2021*	*$28,288*	*$0*	*$0*	*$28,288*
441A2	*Transit*	*2021*	*$0*	*$3,536*	*$0*	*$3,536*
441A2	*Transit*	*2021*	*$0*	*$0*	*$3,536*	*$3,536*

In Atkinson, Bacon, Ben Hill, Berrien, Brantley, Brooks, Charlton, Clinch, Coffee, Cook, Echols, Irwin, Lanier, Lowndes, Pierce, Tift, Turner, Ware County

Project: **T006456** *Type Work:* Intermodal
Descp: FY 2021-SOUTHERN GEORGIA RC-SEC.5311-CAPITAL AND OPERATIONS
Lanes: *Exist.* *Prop.* *Length:*

Total Project Cost: $257,734
Total Project Authorizations: *$0*
Total Parcels: 0

Phase	Fund	Year	Federal	State	Other	Total
OPR	Transit	2021	$128,867	$0	$128,867	$257,734

In Atkinson, Bacon, Ben Hill, Berrien, Brantley, Brooks, Charlton, Clinch, Coffee, Cook, Echols, Irwin, Lanier, Lowndes, Pierce, Tift, Turner, Ware County

Project: **T006475** *Type Work:* Intermodal
Descp: FY 2021-TIFT COUNTY-SEC.5311-OPERATIONS ONLY
Lanes: *Exist.* *Prop.* *Length:*

Total Project Cost: $233,672
Total Project Authorizations: *$0*
Total Parcels: 0

Phase	Fund	Year	Federal	State	Other	Total
OPR	Transit	2021	$116,836	$0	$116,836	$233,672

Project: **T007186** *Type Work:* Intermodal
Descp: FY 2022-TIFT COUNTY-SEC.5311-CAPITAL AND OPERATIONS
Lanes: *Exist.* 0 *Prop.* 0 *Length:* 0.00

Total Project Cost: $163,200
Total Project Authorizations: *$0*
Total Parcels: 0

Phase	Fund	Year	Federal	State	Other	Total
CAP	Transit	2022	$82,560	$320	$80,320	$163,200

Project: **T007268** *Type Work:* Intermodal
Descp: FY 2023-TIFT COUNTY-SEC.5311-CAPITAL AND OPERATIONS
Lanes: *Exist.* 0 *Prop.* 0 *Length:* 0.00

Total Project Cost: $233,672
Total Project Authorizations: *$0*
Total Parcels: 0

Phase	Fund	Year	Federal	State	Other	Total
CAP	Transit	2023	$186,938	$0	$46,734	$233,672

Project: **T007352** *Type Work:* Intermodal
Descp: FY 2024-TIFT COUNTY-SEC.5311-CAPITAL AND OPERATIONS
Lanes: *Exist.* 0 *Prop.* 0 *Length:* 0.00

Phase	Fund	Year	Federal	State	Other	Total
CAP	Transit	2024	$186,938	$0	$46,734	$233,672

Total Project Cost: $233,672
Total Project Authorizations: *$0*
Total Parcels: 0

Tift Totals Summary

County Summary excludes lump sum projects

PI #	Year	Phase	Fund	Federal	State	Other	Total
0013732	2021	CST	Bond	$0	$0	$2,224,302	$2,224,302
0013732	2021	UTL	Bond	$0	$0	$285,131	$285,131
T006095	2021	441A2	Transit	$849	$0	$0	$849
T006095	2021	441A2	Transit	$0	$0	$106	$106
T006095	2021	441A2	Transit	$0	$106	$0	$106
T006456	2021	OPR	Transit	$7,732	$0	$7,732	$15,464
T006475	2021	OPR	Transit	$116,836	$0	$116,836	$233,672
T007186	2022	CAP	Transit	$82,560	$320	$80,320	$163,200
T007268	2023	CAP	Transit	$186,938	$0	$46,734	$233,672
T007352	2024	CAP	Transit	$186,938	$0	$46,734	$233,672
				$581,852	***$426***	***$2,807,896***	***$3,390,174***

Note: Cost estimates in this section show only the county's portion of the project; If the totals are different from the list above it is an indication that the project is in multiple counties.

Toombs

Project: **522180-** *Type Work:* Widening
Descp: SR 4/US 1 FM S OF GEORGE HILL RD TO SR 29;INC OPEN CRK - TIA
Lanes: *Exist.* 2 *Prop.* 4 *Length:* 3.60

Total Project Cost: $24,556,792
Total Project Authorizations: *$24,556,792*
Total Parcels: 30

Phase	Fund	Year	Federal	State	Other	Total
PE	*State*	*1994*	*$0*	*$350,000*	*$0*	*$350,000*
PE	*NHS*	*2002*	*$330,322*	*$82,580*	*$0*	*$412,902*
PE	*NHS*	*2002*	*$433,131*	*$108,283*	*$0*	*$541,413*
PE	*State*	*2002*	*$0*	*$435,196*	*$0*	*$435,196*
PE	*NHPP*	*2014*	*$368,000*	*$92,000*	*$0*	*$460,000*
PE	*State*	*2019*	*$0*	*$0*	*$485,000*	*$485,000*
ROW	*State*	*2018*	*$0*	*$3,330,000*	*$0*	*$3,330,000*
CST	*State*	*2021*	*$0*	*$18,542,281*	*$0*	*$18,542,281*

Project Details: Widen from 2 to 4 lanes-improve operation and mobility-enhance economic development-on GRIP corridor-on State Freight corridor

Project: **T006090** *Type Work:* Intermodal
Descp: FY 2021-HEART OF GEORGIA RC-SEC.5304-PLANNING
Lanes: *Exist.* *Prop.* *Length:* 0.00

Total Project Cost: $36,395
Total Project Authorizations: *$36,395*
Total Parcels: 0

Phase	Fund	Year	Federal	State	Other	Total
441A2	*Transit*	*2021*	*$0*	*$3,639*	*$0*	*$3,639*
441A2	*Transit*	*2021*	*$0*	*$0*	*$3,640*	*$3,640*
441A2	*Transit*	*2021*	*$29,116*	*$0*	*$0*	*$29,116*

In Appling, Bleckley, Candler, Dodge, Emanuel, Evans, Jeff Davis, Johnson, Laurens, Montgomery, Tattnall, Telfair, Toombs, Treutlen, Wayne, Wheeler, Wilcox County

Toombs Totals Summary

County Summary excludes lump sum projects

PI #	Year	Phase	Fund	Federal	State	Other	Total
522180-	2021	CST	State	$0	$18,542,281	$0	$18,542,281
T006090	2021	441A2	Transit	$1,456	$0	$0	$1,456
T006090	2021	441A2	Transit	$0	$182	$0	$182
T006090	2021	441A2	Transit	$0	$0	$182	$182
				$1,456	***$18,542,463***	***$182***	***$18,544,101***

Note: Cost estimates in this section show only the county's portion of the project; If the totals are different from the list above it is an indication that the project is in multiple counties.

Towns

Project: **0015654** *Type Work:* Replace Bridge
Descp: CR 295/TITUS VALLEY ROAD @ HALL CREEK 6.7 MI E OF HIAWASSEE
Lanes: *Exist.* 2 *Prop.* 2 *Length:* 0.20

Total Project Cost: $1,350,000
Total Project Authorizations: *$500,000*
Total Parcels: 0
Project Details: Replaces a structurally deficient substandard local system bridge.

Phase	Fund	Year	Federal	State	Other	Total
PE	*STBG*	*2021*	*$400,000*	*$100,000*	*$0*	*$500,000*
ROW	STBG	2023	$100,000	$25,000	$0	$125,000
ROW	Local	2023	$0	$0	$125,000	$125,000
CST	STBG	After 2024	$480,000	$120,000	$0	$600,000

Project: **122900-** *Type Work:* Widening
Descp: SR 515/US 76 FM YOUNG HARRIS ST/UNION TO TIMBERLINE DR/TOWNS
Lanes: *Exist.* 2 *Prop.* 4 *Length:* 8.50

Total Project Cost: $161,397,775
Total Project Authorizations: *$56,056,341*
Total Parcels: 279

Phase	Fund	Year	Federal	State	Other	Total
PE	*App Dev*	*1999*	*$3,185,271*	*$796,318*	*$0*	*$3,981,588*
PE	*App Dev*	*2014*	*$3,070,000*	*$0*	*$0*	*$3,070,000*
PE	*State*	*2018*	*$0*	*$8,834,753*	*$0*	*$8,834,753*
ROW	*App Dev*	*2017*	*$40,170,000*	*$0*	*$0*	*$40,170,000*
CST	App Dev	2022	$103,469,540	$0	$0	$103,469,540
UTL	App Dev	2022	$1,871,894	$0	$0	$1,871,894

In Towns, Union County

Project Details: Widen from 2 to 4 lanes - Provide additional capacity - reduce congestion - improve mobility-reduce crash frequency-enhance economic development - Project on GRIP corridor & State Freight Network – if on GRIP/FN

Project: **T006089** *Type Work:* Intermodal
Descp: FY 2021-GEORGIA MOUNTAINS RC-SEC.5304-PLANNING
Lanes: *Exist.* *Prop.* *Length:* 0.00

Total Project Cost: $31,905
Total Project Authorizations: *$31,905*
Total Parcels: 0

Phase	Fund	Year	Federal	State	Other	Total
441A2	*Transit*	*2021*	*$25,524*	*$0*	*$0*	*$25,524*
441A2	*Transit*	*2021*	*$0*	*$3,190*	*$0*	*$3,190*
441A2	*Transit*	*2021*	*$0*	*$0*	*$3,191*	*$3,191*

In Banks, Dawson, Forsyth, Franklin, Habersham, Hall, Hart, Lumpkin, Rabun, Stephens, Towns, Union, White County

Project: **T006476** *Type Work:* Intermodal
Descp: FY 2021-TOWNS COUNTY-SEC.5311-OPERATIONS ONLY
Lanes: *Exist.* *Prop.* *Length:*

Total Project Cost: $86,670
Total Project Authorizations: *$0*
Total Parcels: 0

Phase	Fund	Year	Federal	State	Other	Total
OPR	Transit	2021	$43,335	$0	$43,335	$86,670

Project: **T007187** *Type Work:* Intermodal
Descp: FY 2022-TOWNS COUNTY-SEC.5311-CAPITAL AND OPERATIONS
Lanes: *Exist.* 0 *Prop.* 0 *Length:* 0.00

Total Project Cost: $151,921
Total Project Authorizations: *$0*
Total Parcels: 0

Phase	Fund	Year	Federal	State	Other	Total
CAP	Transit	2022	$91,717	$5,252	$54,952	$151,921

Project: **T007269** *Type Work:* Intermodal
Descp: FY 2023-TOWNS COUNTY-SEC.5311-CAPITAL AND OPERATIONS
Lanes: *Exist.* 0 *Prop.* 0 *Length:* 0.00

Total Project Cost: $86,670
Total Project Authorizations: *$0*
Total Parcels: 0

Phase	Fund	Year	Federal	State	Other	Total
CAP	Transit	2023	$69,336	$0	$17,334	$86,670

Project: **T007353** *Type Work:* Intermodal
Descp: FY 2024-TOWNS COUNTY-SEC.5311-CAPITAL AND OPERATIONS
Lanes: *Exist.* 0 *Prop.* 0 *Length:* 0.00

Phase	Fund	Year	Federal	State	Other	Total
CAP	Transit	2024	$69,336	$0	$17,334	$86,670

Total Project Cost: $86,670
Total Project Authorizations: *$0*
Total Parcels: 0

Towns Totals Summary

County Summary excludes lump sum projects

PI #	Year	Phase	Fund	Federal	State	Other	Total
0015654	2021	PE	STBG	$400,000	$100,000	$0	$500,000
0015654	2023	ROW	Local	$0	$0	$125,000	$125,000
0015654	2023	ROW	STBG	$100,000	$25,000	$0	$125,000
122900-	2022	CST	App Dev	$26,902,080	$0	$0	$26,902,080
122900-	2022	UTL	App Dev	$486,692	$0	$0	$486,692
T006089	2021	441A2	Transit	$0	$0	$160	$160
T006089	2021	441A2	Transit	$0	$160	$0	$160
T006089	2021	441A2	Transit	$1,276	$0	$0	$1,276
T006476	2021	OPR	Transit	$43,335	$0	$43,335	$86,670
T007187	2022	CAP	Transit	$91,717	$5,252	$54,952	$151,921
T007269	2023	CAP	Transit	$69,336	$0	$17,334	$86,670
T007353	2024	CAP	Transit	$69,336	$0	$17,334	$86,670
				$28,163,773	***$130,412***	***$258,115***	***$28,552,299***

Note: Cost estimates in this section show only the county's portion of the project; If the totals are different from the list above it is an indication that the project is in multiple counties.

Treutlen

Project: **T006090** *Type Work:* Intermodal
Descp: FY 2021-HEART OF GEORGIA RC-SEC.5304-PLANNING
Lanes: *Exist.* *Prop.* *Length:* 0.00

Total Project Cost: $36,395
Total Project Authorizations: *$36,395*
Total Parcels: 0

Phase	Fund	Year	Federal	State	Other	Total
441A2	*Transit*	*2021*	*$0*	*$3,639*	*$0*	*$3,639*
441A2	*Transit*	*2021*	*$0*	*$0*	*$3,640*	*$3,640*
441A2	*Transit*	*2021*	*$29,116*	*$0*	*$0*	*$29,116*

In Appling, Bleckley, Candler, Dodge, Emanuel, Evans, Jeff Davis, Johnson, Laurens, Montgomery, Tattnall, Telfair, Toombs, Treutlen, Wayne, Wheeler, Wilcox County

Treutlen Totals Summary

County Summary excludes lump sum projects

PI #	Year	Phase	Fund	Federal	State	Other	Total
T006090	2021	441A2	Transit	$0	$0	$109	$109
T006090	2021	441A2	Transit	$0	$109	$0	$109
T006090	2021	441A2	Transit	$873	$0	$0	$873
				$873	***$109***	***$109***	***$1,092***

Note: Cost estimates in this section show only the county's portion of the project; If the totals are different from the list above it is an indication that the project is in multiple counties.

Troup

Project: **0013941** *Type Work:* Replace Bridge
Descp: SR 1 @ FLAT SHOAL CREEK 8 MI SE OF LAGRANGE
Lanes: *Exist.* 2 *Prop.* 2 *Length:* 0.30

Total Project Cost: $4,475,000
Total Project Authorizations: *$1,575,000*
Total Parcels: 9
Project Details: Replaces a deteriorated substandard bridge.

Phase	*Fund*	*Year*	*Federal*	*State*	*Other*	*Total*
PE	*STBG*	*2017*	*$1,036,000*	*$259,000*	*$0*	*$1,295,000*
ROW	*STBG*	*2021*	*$224,000*	*$56,000*	*$0*	*$280,000*
CST	STBG	2022	$2,320,000	$580,000	$0	$2,900,000

Project: **0013942** *Type Work:* Replace Bridge
Descp: SR 1/US 27 @ LONG CANE CREEK 3.5 MI SE OF LAGRANGE
Lanes: *Exist.* 2 *Prop.* 2 *Length:* 0.30

Total Project Cost: $5,322,363
Total Project Authorizations: *$1,359,000*
Total Parcels: 9
Project Details: Replaces a deteriorated substandard bridge.

Phase	*Fund*	*Year*	*Federal*	*State*	*Other*	*Total*
PE	*NHPP*	*2017*	*$839,200*	*$209,800*	*$0*	*$1,049,000*
ROW	*NHPP*	*2020*	*$248,000*	*$62,000*	*$0*	*$310,000*
CST	NHPP	2022	$3,056,080	$764,020	$0	$3,820,100
UTL	NHPP	2022	$114,610	$28,653	$0	$143,263

Project: **0013999** *Type Work:* Replace Bridge
Descp: SR 18 EB & WB @ LONG CANE CREEK IN WEST POINT
Lanes: *Exist.* 4 *Prop.* 4 *Length:* 0.18

Total Project Cost: $9,183,238
Total Project Authorizations: *$1,020,000*
Total Parcels: 0
Project Details: Replaces 2 substandard deteriorated bridges.

Phase	*Fund*	*Year*	*Federal*	*State*	*Other*	*Total*
PE	*STBG*	*2017*	*$816,000*	*$204,000*	*$0*	*$1,020,000*
CST	STBG	2021	$6,465,310	$1,616,328	$0	$8,081,638
UTL	STBG	2021	$65,280	$16,320	$0	$81,600

Project: **322250-** *Type Work:* Widening
Descp: SR 1/US 27/LAGRANGE FM AUBURN ST TO SR 219/MORGAN ST
Lanes: *Exist.* 2 *Prop.* 4 *Length:* 1.42

Total Project Cost: $36,674,242
Total Project Authorizations: *$23,100,702*
Total Parcels: 212

Phase	*Fund*	*Year*	*Federal*	*State*	*Other*	*Total*
PE	*NHS*	*1992*	*$1,482,860*	*$370,715*	*$0*	*$1,853,574*
PE	*NHPP*	*2013*	*$1,640,902*	*$410,225*	*$0*	*$2,051,127*
PE	*State*	*2019*	*$0*	*$150,000*	*$0*	*$150,000*
PE	*State*	*2020*	*$0*	*$91,000*	*$0*	*$91,000*
ROW	*State*	*2016*	*$0*	*$18,955,000*	*$0*	*$18,955,000*
CST	State	2022	$0	$12,266,546	$0	$12,266,546
UTL	State	2022	$0	$1,306,995	$0	$1,306,995

Project Details: Project will provide additional capacity to improve mobility and reduce congestion. Project will help enhance economic development and will reduce crash frequency.

Project: **T006097** *Type Work:* Intermodal
Descp: FY 2021-THREE RIVERS RC-SEC.5304-PLANNING
Lanes: *Exist.* *Prop.* *Length:* 0.00

Total Project Cost: $38,570
Total Project Authorizations: *$38,570*
Total Parcels: 0

Phase	*Fund*	*Year*	*Federal*	*State*	*Other*	*Total*
441A2	*Transit*	*2021*	*$0*	*$0*	*$3,857*	*$3,857*
441A2	*Transit*	*2021*	*$30,856*	*$0*	*$0*	*$30,856*
441A2	*Transit*	*2021*	*$0*	*$3,857*	*$0*	*$3,857*

In Butts, Carroll, Coweta, Heard, Lamar, Meriwether, Pike, Spalding, Troup, Upson County

Project: **T006477** *Type Work:* Intermodal
Descp: FY 2021-TROUP COUNTY-SEC.5311-CAPITAL AND OPERATIONS
Lanes: *Exist.* *Prop.* *Length:*

Total Project Cost: $174,352
Total Project Authorizations: *$0*
Total Parcels: 0

Phase	*Fund*	*Year*	*Federal*	*State*	*Other*	*Total*
OPR	Transit	2021	$87,176	$0	$87,176	$174,352

Project: **T006561** *Type Work:* Intermodal
Descp: FY 2021-THREE RIVERS RC-SEC.5311-MOBILITY MGMT
Lanes: *Exist.* *Prop.* *Length:* 0.00

Phase	*Fund*	*Year*	*Federal*	*State*	*Other*	*Total*
CAP	Transit	2021	$108,000	$0	$27,000	$135,000

Total Project Cost: $135,000
Total Project Authorizations: *$0*
Total Parcels: 0

In Butts, Carroll, Coweta, Heard, Lamar, Meriwether, Pike, Spalding, Troup, Upson County

Project: **T007188** *Type Work:* Intermodal
Descp: FY 2022-TROUP COUNTY-SEC.5311-CAPITAL AND OPERATIONS
Lanes: *Exist.* 0 *Prop.* 0 *Length:* 0.00

Phase	*Fund*	*Year*	*Federal*	*State*	*Other*	*Total*
CAP	Transit	2022	$265,895	$1,040	$258,615	$525,550

Total Project Cost: $525,550
Total Project Authorizations: *$0*
Total Parcels: 0

Project: **T007270** *Type Work:* Intermodal
Descp: FY 2023-TROUP COUNTY-SEC.5311-CAPITAL AND OPERATIONS
Lanes: *Exist.* 0 *Prop.* 0 *Length:* 0.00

Phase	*Fund*	*Year*	*Federal*	*State*	*Other*	*Total*
CAP	Transit	2023	$139,482	$0	$34,870	$174,352

Total Project Cost: $174,352
Total Project Authorizations: *$0*
Total Parcels: 0

Project: **T007354** *Type Work:* Intermodal
Descp: FY 2024-TROUP COUNTY-SEC.5311-CAPITAL AND OPERATIONS
Lanes: *Exist.* 0 *Prop.* 0 *Length:* 0.00

Phase	*Fund*	*Year*	*Federal*	*State*	*Other*	*Total*
CAP	Transit	2024	$139,482	$0	$34,870	$174,352

Total Project Cost: $174,352
Total Project Authorizations: *$0*
Total Parcels: 0

Troup Totals Summary

County Summary excludes lump sum projects

PI #	Year	Phase	Fund	Federal	State	Other	Total
0013941	2021	ROW	STBG	$224,000	$56,000	$0	$280,000
0013941	2022	CST	STBG	$2,320,000	$580,000	$0	$2,900,000
0013942	2022	CST	NHPP	$3,056,080	$764,020	$0	$3,820,100
0013942	2022	UTL	NHPP	$114,610	$28,653	$0	$143,263
0013999	2021	CST	STBG	$6,465,310	$1,616,328	$0	$8,081,638
0013999	2021	UTL	STBG	$65,280	$16,320	$0	$81,600
322250-	2022	CST	State	$0	$12,266,546	$0	$12,266,546
322250-	2022	UTL	State	$0	$1,306,995	$0	$1,306,995
T006097	2021	441A2	Transit	$0	$0	$501	$501
T006097	2021	441A2	Transit	$4,011	$0	$0	$4,011
T006097	2021	441A2	Transit	$0	$501	$0	$501
T006477	2021	OPR	Transit	$87,176	$0	$87,176	$174,352
T006561	2021	CAP	Transit	$14,040	$0	$3,510	$17,550
T007188	2022	CAP	Transit	$265,895	$1,040	$258,615	$525,550
T007270	2023	CAP	Transit	$139,482	$0	$34,870	$174,352
T007354	2024	CAP	Transit	$139,482	$0	$34,870	$174,352
				$12,895,366	***$16,636,402***	***$419,543***	***$29,951,311***

Note: Cost estimates in this section show only the county's portion of the project; If the totals are different from the list above it is an indication that the project is in multiple counties.

Turner

Project: **0014892** *Type Work:* Widening
Descp: SR 107 FROM CR 250/WATERLOO ROAD TO I-75
Lanes: *Exist.* 2 *Prop.* 4 *Length:* 7.90

Total Project Cost: $44,300,000
Total Project Authorizations: *$0*
Total Parcels: 0

Phase	Fund	Year	Federal	State	Other	Total
PE	State	2024	$0	$2,000,000	$0	$2,000,000
ROW	State	After 2024	$0	$4,300,000	$0	$4,300,000
CST	STBG	After 2024	$30,400,000	$7,600,000	$0	$38,000,000

Project: **0016531** *Type Work:* Replace Bridge
Descp: CR 26/BETHEL ROAD @ HAT CREEK 6.7 MI SE OF SYCAMORE
Lanes: *Exist.* 2 *Prop.* 2 *Length:* 0.20

Total Project Cost: $2,800,000
Total Project Authorizations: *$750,000*
Total Parcels: 4

Phase	Fund	Year	Federal	State	Other	Total
PE	*STBG*	*2020*	*$600,000*	*$150,000*	*$0*	*$750,000*
ROW	STBG	2023	$200,000	$50,000	$0	$250,000
CST	STBG	After 2024	$1,360,000	$340,000	$0	$1,700,000
UTL	STBG	After 2024	$80,000	$20,000	$0	$100,000

Project: **T006095** *Type Work:* Intermodal
Descp: FY 2021-SOUTHERN GEORGIA RC-SEC.5304-PLANNING
Lanes: *Exist.* *Prop.* *Length:* 0.00

Total Project Cost: $35,360
Total Project Authorizations: *$35,360*
Total Parcels: 0

Phase	Fund	Year	Federal	State	Other	Total
441A2	*Transit*	*2021*	*$28,288*	*$0*	*$0*	*$28,288*
441A2	*Transit*	*2021*	*$0*	*$3,536*	*$0*	*$3,536*
441A2	*Transit*	*2021*	*$0*	*$0*	*$3,536*	*$3,536*

In Atkinson, Bacon, Ben Hill, Berrien, Brantley, Brooks, Charlton, Clinch, Coffee, Cook, Echols, Irwin, Lanier, Lowndes, Pierce, Tift, Turner, Ware County

Project: **T006456** *Type Work:* Intermodal
Descp: FY 2021-SOUTHERN GEORGIA RC-SEC.5311-CAPITAL AND OPERATIONS
Lanes: *Exist.* *Prop.* *Length:*

Total Project Cost: $257,734
Total Project Authorizations: *$0*
Total Parcels: 0

Phase	Fund	Year	Federal	State	Other	Total
OPR	Transit	2021	$128,867	$0	$128,867	$257,734

In Atkinson, Bacon, Ben Hill, Berrien, Brantley, Brooks, Charlton, Clinch, Coffee, Cook, Echols, Irwin, Lanier, Lowndes, Pierce, Tift, Turner, Ware County

Project: **T006478** *Type Work:* Intermodal
Descp: FY 2021-TURNER COUNTY-SEC.5311-CAPITAL AND OPERATIONS
Lanes: *Exist.* *Prop.* *Length:*

Total Project Cost: $130,726
Total Project Authorizations: *$0*
Total Parcels: 0

Phase	Fund	Year	Federal	State	Other	Total
OPR	Transit	2021	$65,363	$0	$65,363	$130,726

Project: **T007189** *Type Work:* Intermodal
Descp: FY 2022-TURNER COUNTY-SEC.5311-CAPITAL AND OPERATIONS
Lanes: *Exist.* 0 *Prop.* 0 *Length:* 0.00

Total Project Cost: $295,806
Total Project Authorizations: *$0*
Total Parcels: 0

Phase	Fund	Year	Federal	State	Other	Total
CAP	Transit	2022	$180,376	$10,824	$104,606	$295,806

Project: **T007271** *Type Work:* Intermodal
Descp: FY 2023-TURNER COUNTY-SEC.5311-CAPITAL AND OPERATIONS
Lanes: *Exist.* 0 *Prop.* 0 *Length:* 0.00

Phase	*Fund*	*Year*	*Federal*	*State*	*Other*	*Total*
CAP	Transit	2023	$104,581	$0	$26,145	$130,726

Total Project Cost: $130,726
Total Project Authorizations: *$0*
Total Parcels: 0

Project: **T007355** *Type Work:* Intermodal
Descp: FY 2024-TURNER COUNTY-SEC.5311-CAPITAL AND OPERATIONS
Lanes: *Exist.* 0 *Prop.* 0 *Length:* 0.00

Phase	*Fund*	*Year*	*Federal*	*State*	*Other*	*Total*
CAP	Transit	2024	$104,581	$0	$26,145	$130,726

Total Project Cost: $130,726
Total Project Authorizations: *$0*
Total Parcels: 0

Turner Totals Summary

County Summary excludes lump sum projects

PI #	*Year*	*Phase*	*Fund*	*Federal*	*State*	*Other*	*Total*
0014892	2024	PE	State	$0	$2,000,000	$0	$2,000,000
0016531	2023	ROW	STBG	$200,000	$50,000	$0	$250,000
T006095	2021	441A2	Transit	$1,132	$0	$0	$1,132
T006095	2021	441A2	Transit	$0	$0	$141	$141
T006095	2021	441A2	Transit	$0	$141	$0	$141
T006456	2021	OPR	Transit	$6,443	$0	$6,443	$12,887
T006478	2021	OPR	Transit	$65,363	$0	$65,363	$130,726
T007189	2022	CAP	Transit	$180,376	$10,824	$104,606	$295,806
T007271	2023	CAP	Transit	$104,581	$0	$26,145	$130,726
T007355	2024	CAP	Transit	$104,581	$0	$26,145	$130,726
				$662,475	***$2,060,966***	***$228,844***	***$2,952,285***

Note: Cost estimates in this section show only the county's portion of the project; If the totals are different from the list above it is an indication that the project is in multiple counties.

Twiggs

Project: **322470-** *Type Work:* Widening
Descp: SR 96 FM 0.48 W OF SR 87 TO S OF I-16
Lanes: *Exist.* 2 *Prop.* 4 *Length:* 7.64

Total Project Cost: $53,764,092
Total Project Authorizations: *$6,961,578*
Total Parcels: 94

Phase	Fund	Year	Federal	State	Other	Total
PE	*STP*	*2003*	*$2,433,263*	*$608,316*	*$0*	*$3,041,578*
ROW	*NHPP*	*2014*	*$3,136,000*	*$784,000*	*$0*	*$3,920,000*
CST	Other Funds	2022	$22,000,000	$0	$0	$22,000,000
CST	State	2022	$0	$23,322,013	$0	$23,322,013
UTL	State	2022	$0	$1,480,500	$0	$1,480,500

Project Details: Provide additional capacity to improve mobility and reduce congestion-help enhance economic development-reduce crash frequency.

Project: **T006091** *Type Work:* Intermodal
Descp: FY 2021-MIDDLE GEORGIA RC-SEC.5304-PLANNING
Lanes: *Exist.* *Prop.* *Length:* 0.00

Total Project Cost: $22,295
Total Project Authorizations: *$22,295*
Total Parcels: 0

Phase	Fund	Year	Federal	State	Other	Total
441A2	*Transit*	*2021*	*$17,836*	*$0*	*$0*	*$17,836*
441A2	*Transit*	*2021*	*$0*	*$2,229*	*$0*	*$2,229*
441A2	*Transit*	*2021*	*$0*	*$0*	*$2,230*	*$2,230*

In Baldwin, Bibb, Crawford, Houston, Jones, Monroe, Peach, Pulaski, Putnam, Twiggs, Wilkinson County

Project: **T006454** *Type Work:* Intermodal
Descp: FY 2021-MIDDLE GEORGIA RC-SEC.5311-MOBILITY MGMT
Lanes: *Exist.* *Prop.* *Length:* 0.00

Total Project Cost: $130,000
Total Project Authorizations: *$0*
Total Parcels: 0

Phase	Fund	Year	Federal	State	Other	Total
OPR	Transit	2021	$104,000	$0	$26,000	$130,000

In Baldwin, Bibb, Crawford, Houston, Jones, Monroe, Peach, Pulaski, Putnam, Twiggs, Wilkinson County

Project: **T006479** *Type Work:* Intermodal
Descp: FY 2021-TWIGGS COUNTY-SEC.5311-CAPITAL AND OPERATIONS
Lanes: *Exist.* *Prop.* *Length:*

Total Project Cost: $106,794
Total Project Authorizations: *$0*
Total Parcels: 0

Phase	Fund	Year	Federal	State	Other	Total
OPR	Transit	2021	$53,397	$0	$53,397	$106,794

Project: **T007166** *Type Work:* Intermodal
Descp: FY 2022-MIDDLE GEORGIA RC-SEC.5311-MOBILITY MGMT
Lanes: *Exist.* 0 *Prop.* 0 *Length:* 0.00

Total Project Cost: $60,000
Total Project Authorizations: *$0*
Total Parcels: 0

Phase	Fund	Year	Federal	State	Other	Total
CAP	Transit	2022	$48,000	$6,000	$6,000	$60,000

In Baldwin, Bibb, Crawford, Houston, Jones, Monroe, Peach, Pulaski, Putnam, Twiggs, Wilkinson County

Project: **T007190** *Type Work:* Intermodal
Descp: FY 2022-TWIGGS COUNTY-SEC.5311-CAPITAL AND OPERATIONS
Lanes: *Exist.* 0 *Prop.* 0 *Length:* 0.00

Total Project Cost: $130,488
Total Project Authorizations: *$0*
Total Parcels: 0

Phase	Fund	Year	Federal	State	Other	Total
CAP	Transit	2022	$65,244	$0	$65,244	$130,488

Project: **T007248** *Type Work:* Intermodal
Descp: FY 2023-MIDDLE GEORGIA RC-SEC.5311-MOBILITY MGMT
Lanes: *Exist.* 0 *Prop.* 0 *Length:* 0.00

Phase	Fund	Year	Federal	State	Other	Total
CAP	Transit	2023	$104,000	$0	$26,000	$130,000

Total Project Cost: $130,000
Total Project Authorizations: *$0*
Total Parcels: 0

In Baldwin, Bibb, Crawford, Houston, Jones, Monroe, Peach, Pulaski, Putnam, Twiggs, Wilkinson County

Project: **T007272** *Type Work:* Intermodal
Descp: FY 2023-TWIGGS COUNTY-SEC.5311-CAPITAL AND OPERATIONS
Lanes: *Exist.* 0 *Prop.* 0 *Length:* 0.00

Phase	Fund	Year	Federal	State	Other	Total
CAP	Transit	2023	$85,435	$0	$21,359	$106,794

Total Project Cost: $106,794
Total Project Authorizations: *$0*
Total Parcels: 0

Project: **T007331** *Type Work:* Intermodal
Descp: FY 2024-MIDDLE GEORGIA RC-SEC.5311-MOBILITY MGMT
Lanes: *Exist.* 0 *Prop.* 0 *Length:* 0.00

Phase	Fund	Year	Federal	State	Other	Total
CAP	Transit	2024	$104,000	$0	$26,000	$130,000

Total Project Cost: $130,000
Total Project Authorizations: *$0*
Total Parcels: 0

In Baldwin, Bibb, Crawford, Houston, Jones, Monroe, Peach, Pulaski, Putnam, Twiggs, Wilkinson County

Project: **T007356** *Type Work:* Intermodal
Descp: FY 2024-TWIGGS COUNTY-SEC.5311-CAPITAL AND OPERATIONS
Lanes: *Exist.* 0 *Prop.* 0 *Length:* 0.00

Phase	Fund	Year	Federal	State	Other	Total
CAP	Transit	2024	$85,435	$0	$21,359	$106,794

Total Project Cost: $106,794
Total Project Authorizations: *$0*
Total Parcels: 0

Twiggs Totals Summary

County Summary excludes lump sum projects

PI #	Year	Phase	Fund	Federal	State	Other	Total
322470-	2022	CST	Other Funds	$22,000,000	$0	$0	$22,000,000
322470-	2022	CST	State	$0	$23,322,013	$0	$23,322,013
322470-	2022	UTL	State	$0	$1,480,500	$0	$1,480,500
T006091	2021	441A2	Transit	$0	$0	$223	$223
T006091	2021	441A2	Transit	$1,784	$0	$0	$1,784
T006091	2021	441A2	Transit	$0	$223	$0	$223
T006454	2021	OPR	Transit	$10,400	$0	$2,600	$13,000
T006479	2021	OPR	Transit	$53,397	$0	$53,397	$106,794
T007166	2022	CAP	Transit	$4,800	$600	$600	$6,000
T007190	2022	CAP	Transit	$65,244	$0	$65,244	$130,488
T007248	2023	CAP	Transit	$10,400	$0	$2,600	$13,000
T007272	2023	CAP	Transit	$85,435	$0	$21,359	$106,794
T007331	2024	CAP	Transit	$14,560	$0	$3,640	$18,200
T007356	2024	CAP	Transit	$85,435	$0	$21,359	$106,794
				$22,331,455	***$24,803,336***	***$171,022***	***$47,305,813***

Note: Cost estimates in this section show only the county's portion of the project; If the totals are different from the list above it is an indication that the project is in multiple counties.

Union

Project: **0007055** *Type Work:* Replace Bridge
Descp: SR 180 @ SLAUGHTER CREEK
Lanes: *Exist.* 2 *Prop.* 2 *Length:* 0.10

Total Project Cost: $4,598,660
Total Project Authorizations: *$1,358,190*
Total Parcels: 0

Phase	Fund	Year	Federal	State	Other	Total
PE	*Bridge*	*2014*	*$1,086,552*	*$271,638*	*$0*	*$1,358,190*
CST	STBG	2021	$2,563,816	$640,954	$0	$3,204,770
UTL	STBG	2021	$28,560	$7,140	$0	$35,700

Project: **0015567** *Type Work:* Replace Bridge
Descp: SR 60 @ SUCHES CREEK 13.1 MI SW OF BLAIRSVILLE
Lanes: *Exist.* 2 *Prop.* 2 *Length:* 0.21

Total Project Cost: $4,117,061
Total Project Authorizations: *$1,250,000*
Total Parcels: 9
Project Details: Replaces a substandard bridge.

Phase	Fund	Year	Federal	State	Other	Total
PE	*STBG*	*2019*	*$1,000,000*	*$250,000*	*$0*	*$1,250,000*
ROW	STBG	2021	$122,400	$30,600	$0	$153,000
CST	STBG	After 2024	$2,140,334	$535,084	$0	$2,675,418
UTL	STBG	After 2024	$30,914	$7,729	$0	$38,643

Project: **0015657** *Type Work:* Replace Bridge
Descp: CR 463/CANADA CREEK ROAD @ TOCCOA RIVER SW OF BLAIRSVILLE
Lanes: *Exist.* 2 *Prop.* 2 *Length:* 0.20

Total Project Cost: $1,350,000
Total Project Authorizations: *$500,000*
Total Parcels: 0
Project Details: Replaces a structurally deficient substandard local system bridge.

Phase	Fund	Year	Federal	State	Other	Total
PE	*STBG*	*2021*	*$400,000*	*$100,000*	*$0*	*$500,000*
ROW	STBG	2023	$100,000	$25,000	$0	$125,000
ROW	Local	2023	$0	$0	$125,000	$125,000
CST	STBG	After 2024	$480,000	$120,000	$0	$600,000

Project: **122900-** *Type Work:* Widening
Descp: SR 515/US 76 FM YOUNG HARRIS ST/UNION TO TIMBERLINE DR/TOWNS
Lanes: *Exist.* 2 *Prop.* 4 *Length:* 8.50

Total Project Cost: $161,397,775
Total Project Authorizations: *$56,056,341*
Total Parcels: 279

Phase	Fund	Year	Federal	State	Other	Total
PE	*App Dev*	*1999*	*$3,185,271*	*$796,318*	*$0*	*$3,981,588*
PE	*App Dev*	*2014*	*$3,070,000*	*$0*	*$0*	*$3,070,000*
PE	*State*	*2018*	*$0*	*$8,834,753*	*$0*	*$8,834,753*
ROW	*App Dev*	*2017*	*$40,170,000*	*$0*	*$0*	*$40,170,000*
CST	App Dev	2022	$103,469,540	$0	$0	$103,469,540
UTL	App Dev	2022	$1,871,894	$0	$0	$1,871,894

In Towns, Union County

Project Details: Widen from 2 to 4 lanes - Provide additional capacity - reduce congestion - improve mobility-reduce crash frequency-enhance economic development - Project on GRIP corridor & State Freight Network – if on GRIP/FN

Project: **T006089** *Type Work:* Intermodal
Descp: FY 2021-GEORGIA MOUNTAINS RC-SEC.5304-PLANNING
Lanes: *Exist.* *Prop.* *Length:* 0.00

Total Project Cost: $31,905
Total Project Authorizations: *$31,905*
Total Parcels: 0

Phase	Fund	Year	Federal	State	Other	Total
441A2	*Transit*	*2021*	*$25,524*	*$0*	*$0*	*$25,524*
441A2	*Transit*	*2021*	*$0*	*$3,190*	*$0*	*$3,190*
441A2	*Transit*	*2021*	*$0*	*$0*	*$3,191*	*$3,191*

In Banks, Dawson, Forsyth, Franklin, Habersham, Hall, Hart, Lumpkin, Rabun, Stephens, Towns, Union, White County

Project: **T006480** *Type Work:* Intermodal
Descp: FY 2021-UNION COUNTY-SEC.5311-OPERATIONS ONLY
Lanes: *Exist.* *Prop.* *Length:*

Total Project Cost: $61,920
Total Project Authorizations: *$0*
Total Parcels: 0

Phase	Fund	Year	Federal	State	Other	Total
OPR	Transit	2021	$30,960	$0	$30,960	$61,920

Project: **T007191** *Type Work:* Intermodal
Descp: FY 2022-UNION COUNTY-SEC.5311-CAPITAL AND OPERATIONS
Lanes: *Exist.* 0 *Prop.* 0 *Length:* 0.00

Phase	Fund	Year	Federal	State	Other	Total
CAP	Transit	2022	$46,102	$0	$46,102	$92,204

Total Project Cost: $92,204
Total Project Authorizations: *$0*
Total Parcels: 0

Project: **T007273** *Type Work:* Intermodal
Descp: FY 2023-UNION COUNTY-SEC.5311-CAPITAL AND OPERATIONS
Lanes: *Exist.* 0 *Prop.* 0 *Length:* 0.00

Phase	Fund	Year	Federal	State	Other	Total
CAP	Transit	2023	$49,536	$0	$12,384	$61,920

Total Project Cost: $61,920
Total Project Authorizations: *$0*
Total Parcels: 0

Project: **T007357** *Type Work:* Intermodal
Descp: FY 2024-UNION COUNTY-SEC.5311-CAPITAL AND OPERATIONS
Lanes: *Exist.* 1 *Prop.* 0 *Length:* 0.00

Phase	Fund	Year	Federal	State	Other	Total
CAP	Transit	2024	$49,536	$0	$12,384	$61,920

Total Project Cost: $61,920
Total Project Authorizations: *$0*
Total Parcels: 0

Union Totals Summary

County Summary excludes lump sum projects

PI #	Year	Phase	Fund	Federal	State	Other	Total
0007055	2021	CST	STBG	$2,563,816	$640,954	$0	$3,204,770
0007055	2021	UTL	STBG	$28,560	$7,140	$0	$35,700
0015567	2021	ROW	STBG	$122,400	$30,600	$0	$153,000
0015657	2021	PE	STBG	$400,000	$100,000	$0	$500,000
0015657	2023	ROW	Local	$0	$0	$125,000	$125,000
0015657	2023	ROW	STBG	$100,000	$25,000	$0	$125,000
122900-	2022	CST	App Dev	$76,567,459	$0	$0	$76,567,459
122900-	2022	UTL	App Dev	$1,385,202	$0	$0	$1,385,202
T006089	2021	441A2	Transit	$0	$0	$287	$287
T006089	2021	441A2	Transit	$2,297	$0	$0	$2,297
T006089	2021	441A2	Transit	$0	$287	$0	$287
T006480	2021	OPR	Transit	$30,960	$0	$30,960	$61,920
T007191	2022	CAP	Transit	$46,102	$0	$46,102	$92,204
T007273	2023	CAP	Transit	$49,536	$0	$12,384	$61,920
T007357	2024	CAP	Transit	$49,536	$0	$12,384	$61,920
				$81,345,869	***$803,981***	***$227,117***	***$82,376,967***

Note: Cost estimates in this section show only the county's portion of the project; If the totals are different from the list above it is an indication that the project is in multiple counties.

Upson

Project: **0006967** *Type Work:* Intersection Improvement
Descp: SR 36/SR 74 @ 3 LOCS & SR 36 WE/SR 74 ALT/SR 74 WE @ 1 LOC
Lanes: *Exist.* 2 *Prop.* 2 *Length:* 1.00

Total Project Cost: $5,765,277
Total Project Authorizations: *$2,448,249*
Total Parcels: 21
Project Details: Project will improve mobility and connectivity within the transportation network. Project will also enhance economic development opportunities locally and within the region.

Phase	Fund	Year	Federal	State	Other	Total
PE	*STP*	*2008*	*$120,000*	*$30,000*	*$0*	*$150,000*
PE	*STP*	*2014*	*$262,599*	*$65,650*	*$0*	*$328,249*
PE	*State*	*2020*	*$0*	*$80,000*	*$0*	*$80,000*
ROW	*State*	*2019*	*$0*	*$1,890,000*	*$0*	*$1,890,000*
CST	State	2024	$0	$3,264,934	$0	$3,264,934
UTL	State	2024	$0	$52,094	$0	$52,094

Project: **0015615** *Type Work:* Replace Bridge
Descp: CR 422/JEFF DAVIS ROAD @ TEN MILE CREEK 2 MI NW OF THOMASTON
Lanes: *Exist.* 2 *Prop.* 2 *Length:* 0.40

Total Project Cost: $3,348,000
Total Project Authorizations: *$1,047,000*
Total Parcels: 4
Project Details: Replaces a structurally deficient substandard local system bridge.

Phase	Fund	Year	Federal	State	Other	Total
PE	*STBG*	*2019*	*$676,800*	*$169,200*	*$0*	*$846,000*
ROW	*Local*	*2020*	*$0*	*$0*	*$201,000*	*$201,000*
ROW	STBG	2021	$160,800	$40,200	$0	$201,000
CST	STBG	2024	$1,600,000	$400,000	$0	$2,000,000
UTL	STBG	2024	$80,000	$20,000	$0	$100,000

Project: **0017238** *Type Work:* Replace Bridge
Descp: SR 36 @ JERRY REEVES CREEK
Lanes: *Exist.* 2 *Prop.* 2 *Length:* 0.40

Total Project Cost: $2,404,086
Total Project Authorizations: *$0*
Total Parcels: 0
Project Details: Replaces a deficient CMP bridge culvert.

Phase	Fund	Year	Federal	State	Other	Total
PE	STBG	2022	$600,000	$150,000	$0	$750,000
ROW	STBG	2024	$280,000	$70,000	$0	$350,000
CST	STBG	After 2024	$966,932	$241,733	$0	$1,208,665
UTL	STBG	After 2024	$76,337	$19,084	$0	$95,421

Project: **T006097** *Type Work:* Intermodal
Descp: FY 2021-THREE RIVERS RC-SEC.5304-PLANNING
Lanes: *Exist.* *Prop.* *Length:* 0.00

Total Project Cost: $38,570
Total Project Authorizations: *$38,570*
Total Parcels: 0

Phase	Fund	Year	Federal	State	Other	Total
441A2	*Transit*	*2021*	*$0*	*$0*	*$3,857*	*$3,857*
441A2	*Transit*	*2021*	*$30,856*	*$0*	*$0*	*$30,856*
441A2	*Transit*	*2021*	*$0*	*$3,857*	*$0*	*$3,857*

In Butts, Carroll, Coweta, Heard, Lamar, Meriwether, Pike, Spalding, Troup, Upson County

Project: **T006474** *Type Work:* Intermodal
Descp: FY 2021-THREE RIVERS RC-SEC.5311-CAPITAL AND OPERATIONS
Lanes: *Exist.* *Prop.* *Length:* 0.00

Total Project Cost: $997,320
Total Project Authorizations: *$0*
Total Parcels: 0

Phase	Fund	Year	Federal	State	Other	Total
OPR	Transit	2021	$498,660	$0	$498,660	$997,320

In Butts, Carroll, Lamar, Meriwether, Pike, Spalding, Upson County

Project: **T006561** *Type Work:* Intermodal
Descp: FY 2021-THREE RIVERS RC-SEC.5311-MOBILITY MGMT
Lanes: *Exist.* *Prop.* *Length:* 0.00

Total Project Cost: $135,000
Total Project Authorizations: *$0*
Total Parcels: 0

Phase	Fund	Year	Federal	State	Other	Total
CAP	Transit	2021	$108,000	$0	$27,000	$135,000

In Butts, Carroll, Coweta, Heard, Lamar, Meriwether, Pike, Spalding, Troup, Upson County

Project: **T007185** *Type Work:* Intermodal
Descp: FY 2022-THREE RIVERS RC-SEC.5311-CAPITAL AND OPERATIONS
Lanes: *Exist.* 0 *Prop.* 0 *Length:* 0.00

Phase	Fund	Year	Federal	State	Other	Total
CAP	Transit	2022	$1,230,704	$39,033	$957,474	$2,227,211

Total Project Cost: $2,227,211
Total Project Authorizations: *$0*
Total Parcels: 0

In Butts, Carroll, Lamar, Meriwether, Pike, Spalding, Upson County

Project: **T007267** *Type Work:* Intermodal
Descp: FY 2023-THREE RIVERS RC-SEC.5311-CAPITAL AND OPERATIONS
Lanes: *Exist.* 0 *Prop.* 0 *Length:* 0.00

Phase	Fund	Year	Federal	State	Other	Total
CAP	Transit	2023	$797,856	$0	$199,464	$997,320

Total Project Cost: $997,320
Total Project Authorizations: *$0*
Total Parcels: 0

In Butts, Carroll, Lamar, Meriwether, Pike, Spalding, Upson County

Project: **T007351** *Type Work:* Intermodal
Descp: FY 2024-THREE RIVERS RC-SEC.5311-CAPITAL AND OPERATIONS
Lanes: *Exist.* 0 *Prop.* 0 *Length:* 0.00

Phase	Fund	Year	Federal	State	Other	Total
CAP	Transit	2024	$797,856	$0	$199,464	$997,320

Total Project Cost: $997,320
Total Project Authorizations: *$0*
Total Parcels: 0

In Butts, Carroll, Lamar, Meriwether, Pike, Spalding, Upson County

Upson Totals Summary

County Summary excludes lump sum projects

PI #	Year	Phase	Fund	Federal	State	Other	Total
0006967	2024	CST	State	$0	$3,264,934	$0	$3,264,934
0006967	2024	UTL	State	$0	$52,094	$0	$52,094
0015615	2021	ROW	STBG	$160,800	$40,200	$0	$201,000
0015615	2024	CST	STBG	$1,600,000	$400,000	$0	$2,000,000
0015615	2024	UTL	STBG	$80,000	$20,000	$0	$100,000
0017238	2022	PE	STBG	$600,000	$150,000	$0	$750,000
0017238	2024	ROW	STBG	$280,000	$70,000	$0	$350,000
T006097	2021	441A2	Transit	$0	$0	$386	$386
T006097	2021	441A2	Transit	$0	$386	$0	$386
T006097	2021	441A2	Transit	$3,086	$0	$0	$3,086
T006474	2021	OPR	Transit	$74,799	$0	$74,799	$149,598
T006561	2021	CAP	Transit	$10,800	$0	$2,700	$13,500
T007185	2022	CAP	Transit	$123,070	$3,903	$95,747	$222,721
T007267	2023	CAP	Transit	$79,786	$0	$19,946	$99,732
T007351	2024	CAP	Transit	$95,743	$0	$23,936	$119,678
				$3,108,083	***$4,001,517***	***$217,514***	***$7,327,115***

Note: Cost estimates in this section show only the county's portion of the project; If the totals are different from the list above it is an indication that the project is in multiple counties.

Walker

Project: **0016844** *Type Work:* Replace Bridge
Descp: OLD TRION HIGHWAY @ DRY CREEK
Lanes: *Exist.* 2 *Prop.* 2 *Length:* 0.24

Total Project Cost: $2,195,127
Total Project Authorizations: *$410,000*
Total Parcels: 6

Phase	Fund	Year	Federal	State	Other	Total
PE	*STBG*	*2020*	*$240,000*	*$60,000*	*$0*	*$300,000*
ROW	*State*	*2021*	*$0*	*$110,000*	*$0*	*$110,000*
CST	State	2022	$0	$1,785,127	$0	$1,785,127

Project: **T006093** *Type Work:* Intermodal
Descp: FY 2021-NORTHWEST GEORGIA RC-SEC.5304-PLANNING
Lanes: *Exist.* *Prop.* *Length:* 0.00

Total Project Cost: $37,990
Total Project Authorizations: *$37,990*
Total Parcels: 0

Phase	Fund	Year	Federal	State	Other	Total
441A2	*Transit*	*2021*	*$0*	*$3,799*	*$0*	*$3,799*
441A2	*Transit*	*2021*	*$30,392*	*$0*	*$0*	*$30,392*
441A2	*Transit*	*2021*	*$0*	*$0*	*$3,799*	*$3,799*

In Bartow, Catoosa, Chattooga, Dade, Fannin, Floyd, Gilmer, Gordon, Haralson, Murray, Paulding, Pickens, Polk, Walker, Whitfield County

Project: **T006481** *Type Work:* Intermodal
Descp: FY 2021-WALKER COUNTY-SEC.5311-CAPITAL AND OPERATIONS
Lanes: *Exist.* *Prop.* *Length:*

Total Project Cost: $656,238
Total Project Authorizations: *$0*
Total Parcels: 0

Phase	Fund	Year	Federal	State	Other	Total
OPR	Transit	2021	$328,119	$0	$328,119	$656,238

Project: **T007192** *Type Work:* Intermodal
Descp: FY 2022-WALKER COUNTY-SEC.5311-CAPITAL AND OPERATIONS
Lanes: *Exist.* 0 *Prop.* 0 *Length:* 0.00

Total Project Cost: $874,322
Total Project Authorizations: *$0*
Total Parcels: 0

Phase	Fund	Year	Federal	State	Other	Total
CAP	Transit	2022	$502,586	$21,808	$349,927	$874,322

Project: **T007274** *Type Work:* Intermodal
Descp: FY 2023-WALKER COUNTY-SEC.5311-CAPITAL AND OPERATIONS
Lanes: *Exist.* 0 *Prop.* 0 *Length:* 0.00

Total Project Cost: $656,238
Total Project Authorizations: *$0*
Total Parcels: 0

Phase	Fund	Year	Federal	State	Other	Total
CAP	Transit	2023	$524,990	$0	$131,248	$656,238

Project: **T007358** *Type Work:* Intermodal
Descp: FY 2024-WALKER COUNTY-SEC.5311-CAPITAL AND OPERATIONS
Lanes: *Exist.* 0 *Prop.* 0 *Length:* 0.00

Total Project Cost: $656,238
Total Project Authorizations: *$0*
Total Parcels: 0

Phase	Fund	Year	Federal	State	Other	Total
CAP	Transit	2024	$524,990	$0	$131,248	$656,238

Walker Totals Summary

County Summary excludes lump sum projects

PI #	Year	Phase	Fund	Federal	State	Other	Total
0016844	2021	ROW	State	$0	$110,000	$0	$110,000
0016844	2022	CST	State	$0	$1,785,127	$0	$1,785,127
T006093	2021	441A2	Transit	$2,735	$0	$0	$2,735
T006093	2021	441A2	Transit	$0	$0	$342	$342
T006093	2021	441A2	Transit	$0	$342	$0	$342
T006481	2021	OPR	Transit	$328,119	$0	$328,119	$656,238
T007192	2022	CAP	Transit	$502,586	$21,808	$349,927	$874,322
T007274	2023	CAP	Transit	$524,990	$0	$131,248	$656,238
T007358	2024	CAP	Transit	$524,990	$0	$131,248	$656,238
				$1,883,421	***$1,917,277***	***$940,884***	***$4,741,582***

Note: Cost estimates in this section show only the county's portion of the project; If the totals are different from the list above it is an indication that the project is in multiple counties.

Walton

Project: **0000411** *Type Work:* New Construction
Descp: SR 83 CONN FROM SR 11 TO SR 83
Lanes: *Exist.* 0 *Prop.* 4 *Length:* 4.70

Total Project Cost: $39,023,017
Total Project Authorizations: *$14,249,157*
Total Parcels: 83

Phase	Fund	Year	Federal	State	Other	Total
PE	*STP*	*2003*	*$4,000*	*$1,000*	*$0*	*$5,000*
PE	*STP*	*2003*	*$40,000*	*$10,000*	*$0*	*$50,000*
PE	*STP*	*2014*	*$40,000*	*$10,000*	*$0*	*$50,000*
PE	*State*	*2016*	*$0*	*$1,184,000*	*$0*	*$1,184,000*
PE	*State*	*2019*	*$0*	*$590,000*	*$0*	*$590,000*
PE	*State*	*2020*	*$0*	*$1,090,157*	*$0*	*$1,090,157*
PE	*Local*	*LOCL*	*$0*	*$0*	*$110,000*	*$110,000*
ROW	*State*	*2020*	*$0*	*$11,170,000*	*$0*	*$11,170,000*
CST	State	2022	$0	$24,519,760	$0	$24,519,760
UTL	State	2022	$0	$254,100	$0	$254,100

Project Details: New 2 lane bypass - provide an alternative route for truck traffic - reduce crash frequency – improve safety - enhance economic development

Project: **0013998** *Type Work:* Replace Bridge
Descp: SR 186 @ APALACHEE RIVER
Lanes: *Exist.* 2 *Prop.* 2 *Length:* 1.13

Total Project Cost: $9,286,050
Total Project Authorizations: *$2,045,000*
Total Parcels: 8

Phase	Fund	Year	Federal	State	Other	Total
PE	*STBG*	*2017*	*$1,636,000*	*$409,000*	*$0*	*$2,045,000*
ROW	STBG	2022	$554,064	$138,516	$0	$692,580
CST	STBG	2024	$5,238,776	$1,309,694	$0	$6,548,470

In Oconee, Walton County

Project Details: Replaces a substandard deteriorated bridge.

Project: **0015421** *Type Work:* Ramp
Descp: SR 138 @ SR 10/US 78
Lanes: *Exist.* 0 *Prop.* 1 *Length:* 0.40

Total Project Cost: $3,245,268
Total Project Authorizations: *$664,868*
Total Parcels: 2

Phase	Fund	Year	Federal	State	Other	Total
PE	*Local*	*2020*	*$0*	*$0*	*$634,868*	*$634,868*
ROW	Local	2021	$0	$0	$190,400	$190,400
CST	Local	2022	$0	$0	$1,000,000	$1,000,000

Project: **0015568** *Type Work:* Replace Bridge
Descp: SR 83 @ POLECAT CREEK 1 MI NW OF GOOD HOPE
Lanes: *Exist.* 2 *Prop.* 2 *Length:* 0.23

Total Project Cost: $3,357,614
Total Project Authorizations: *$770,000*
Total Parcels: 6

Phase	Fund	Year	Federal	State	Other	Total
PE	*STBG*	*2019*	*$616,000*	*$154,000*	*$0*	*$770,000*
ROW	STBG	2021	$200,000	$50,000	$0	$250,000
CST	STBG	After 2024	$1,712,429	$428,107	$0	$2,140,536
UTL	STBG	After 2024	$157,663	$39,416	$0	$197,078

Project Details: Replaces a deteriorated substandard bridge.

Project: **0015678** *Type Work:* Ramp
Descp: SR 10BU @ SR 10
Lanes: *Exist.* *Prop.* *Length:* 0.40

Total Project Cost: $3,915,553
Total Project Authorizations: *$960,000*
Total Parcels: 4

Phase	Fund	Year	Federal	State	Other	Total
ROW	Local	2021	$0	$0	$918,000	$918,000
CST	Local	2022	$0	$0	$456,673	$456,673
UTL	Local	2022	$0	$0	$215,880	$215,880

Project: **T006092** *Type Work:* Intermodal
Descp: FY 2021-NORTHEAST GEORGIA RC-SEC.5304-PLANNING
Lanes: *Exist.* *Prop.* *Length:* 0.00

Total Project Cost: $31,035
Total Project Authorizations: *$31,035*
Total Parcels: 0

Phase	Fund	Year	Federal	State	Other	Total
441A2	*Transit*	*2021*	*$0*	*$0*	*$3,104*	*$3,104*
441A2	*Transit*	*2021*	*$24,828*	*$0*	*$0*	*$24,828*
441A2	*Transit*	*2021*	*$0*	*$3,103*	*$0*	*$3,103*

In Barrow, Clarke, Elbert, Greene, Jackson, Jasper, Madison, Morgan, Newton, Oconee, Oglethorpe, Walton County

Project: **T006482** *Type Work:* Intermodal
Descp: FY 2021-CITY OF SOCIAL CIRCLE-SEC.5311-CAPITAL AND OPERATION
Lanes: *Exist.* *Prop.* *Length:* 0.00

Phase	*Fund*	*Year*	*Federal*	*State*	*Other*	*Total*
OPR	Transit	2021	$38,709	$0	$38,709	$77,418

Total Project Cost: $77,418
Total Project Authorizations: *$0*
Total Parcels: 0

In Newton, Walton County

Project: **T007193** *Type Work:* Intermodal
Descp: FY 2022-CITY OF SOCIAL CIRCLE-SEC.5311-CAPITAL AND OPERATION
Lanes: *Exist.* 0 *Prop.* 0 *Length:* 0.00

Phase	*Fund*	*Year*	*Federal*	*State*	*Other*	*Total*
CAP	Transit	2022	$64,031	$0	$64,031	$128,062

Total Project Cost: $128,062
Total Project Authorizations: *$0*
Total Parcels: 0

Project: **T007275** *Type Work:* Intermodal
Descp: FY 2023-CITY OF SOCIAL CIRCLE-SEC.5311-CAPITAL AND OPERATION
Lanes: *Exist.* 0 *Prop.* 0 *Length:* 0.00

Phase	*Fund*	*Year*	*Federal*	*State*	*Other*	*Total*
CAP	Transit	2023	$61,934	$0	$15,484	$77,418

Total Project Cost: $77,418
Total Project Authorizations: *$0*
Total Parcels: 0

Project: **T007359** *Type Work:* Intermodal
Descp: FY 2024-CITY OF SOCIAL CIRCLE-SEC.5311-CAPITAL AND OPERATION
Lanes: *Exist.* 0 *Prop.* 0 *Length:* 0.00

Phase	*Fund*	*Year*	*Federal*	*State*	*Other*	*Total*
CAP	Transit	2024	$61,934	$0	$15,484	$77,418

Total Project Cost: $77,418
Total Project Authorizations: *$0*
Total Parcels: 0

Walton Totals Summary

County Summary excludes lump sum projects

PI #	Year	Phase	Fund	Federal	State	Other	Total
0000411	2022	CST	State	$0	$24,519,760	$0	$24,519,760
0000411	2022	UTL	State	$0	$254,100	$0	$254,100
0013998	2022	ROW	STBG	$177,300	$44,325	$0	$221,626
0013998	2024	CST	STBG	$1,676,408	$419,102	$0	$2,095,510
0015421	2021	ROW	Local	$0	$0	$190,400	$190,400
0015421	2022	CST	Local	$0	$0	$1,000,000	$1,000,000
0015568	2021	ROW	STBG	$200,000	$50,000	$0	$250,000
0015678	2021	ROW	Local	$0	$0	$918,000	$918,000
0015678	2022	CST	Local	$0	$0	$456,673	$456,673
0015678	2022	UTL	Local	$0	$0	$215,880	$215,880
T006092	2021	441A2	Transit	$2,235	$0	$0	$2,235
T006092	2021	441A2	Transit	$0	$0	$279	$279
T006092	2021	441A2	Transit	$0	$279	$0	$279
T006482	2021	OPR	Transit	$32,128	$0	$32,128	$64,257
T007193	2022	CAP	Transit	$64,031	$0	$64,031	$128,062
T007275	2023	CAP	Transit	$61,934	$0	$15,484	$77,418
T007359	2024	CAP	Transit	$61,934	$0	$15,484	$77,418
				$2,275,972	***$25,287,567***	***$2,908,359***	***$30,471,897***

Note: Cost estimates in this section show only the county's portion of the project; If the totals are different from the list above it is an indication that the project is in multiple counties.

Ware

Project: **0013605** *Type Work:* Replace Bridge
Descp: SR 38/US 84 @ SATILLA RIVER IN SUNNYSIDE - TIA
Lanes: *Exist.* 4 *Prop.* 4 *Length:* 0.60

Total Project Cost: $23,284,850
Total Project Authorizations: *$2,023,882*
Total Parcels: 10

Project Details: Replaces a substandard bridge.

Phase	*Fund*	*Year*	*Federal*	*State*	*Other*	*Total*
PE	*STP*	*2016*	*$1,619,106*	*$404,776*	*$0*	*$2,023,882*
PE	State	2022	$0	$0	$500,000	$500,000
ROW	State	2021	$0	$0	$500,000	$500,000
CST	State	2023	$0	$0	$2,650,000	$2,650,000
CST	STBG	2023	$9,940,033	$2,485,008	$0	$12,425,041
CST	State	2023	$0	$5,000,000	$0	$5,000,000
UTL	STBG	2023	$148,742	$37,185	$0	$185,927

Project: **T006095** *Type Work:* Intermodal
Descp: FY 2021-SOUTHERN GEORGIA RC-SEC.5304-PLANNING
Lanes: *Exist.* *Prop.* *Length:* 0.00

Total Project Cost: $35,360
Total Project Authorizations: *$35,360*
Total Parcels: 0

Phase	*Fund*	*Year*	*Federal*	*State*	*Other*	*Total*
441A2	*Transit*	*2021*	*$28,288*	*$0*	*$0*	*$28,288*
441A2	*Transit*	*2021*	*$0*	*$3,536*	*$0*	*$3,536*
441A2	*Transit*	*2021*	*$0*	*$0*	*$3,536*	*$3,536*

In Atkinson, Bacon, Ben Hill, Berrien, Brantley, Brooks, Charlton, Clinch, Coffee, Cook, Echols, Irwin, Lanier, Lowndes, Pierce, Tift, Turner, Ware County

Project: **T006456** *Type Work:* Intermodal
Descp: FY 2021-SOUTHERN GEORGIA RC-SEC.5311-CAPITAL AND OPERATIONS
Lanes: *Exist.* *Prop.* *Length:*

Total Project Cost: $257,734
Total Project Authorizations: *$0*
Total Parcels: 0

Phase	*Fund*	*Year*	*Federal*	*State*	*Other*	*Total*
OPR	Transit	2021	$128,867	$0	$128,867	$257,734

In Atkinson, Bacon, Ben Hill, Berrien, Brantley, Brooks, Charlton, Clinch, Coffee, Cook, Echols, Irwin, Lanier, Lowndes, Pierce, Tift, Turner, Ware County

Project: **T006483** *Type Work:* Intermodal
Descp: FY 2021-WARE COUNTY-SEC.5311-CAPITAL AND OPERATIONS
Lanes: *Exist.* *Prop.* *Length:*

Total Project Cost: $257,432
Total Project Authorizations: *$0*
Total Parcels: 0

Phase	*Fund*	*Year*	*Federal*	*State*	*Other*	*Total*
OPR	Transit	2021	$128,716	$0	$128,716	$257,432

Project: **T007194** *Type Work:* Intermodal
Descp: FY 2022-WARE COUNTY-SEC.5311-CAPITAL AND OPERATIONS
Lanes: *Exist.* 0 *Prop.* 0 *Length:* 0.00

Total Project Cost: $347,521
Total Project Authorizations: *$0*
Total Parcels: 0

Phase	*Fund*	*Year*	*Federal*	*State*	*Other*	*Total*
CAP	Transit	2022	$189,517	$5,252	$152,752	$347,521

Project: **T007276** *Type Work:* Intermodal
Descp: FY 2023-WARE COUNTY-SEC.5311-CAPITAL AND OPERATIONS
Lanes: *Exist.* 0 *Prop.* 0 *Length:* 0.00

Total Project Cost: $257,432
Total Project Authorizations: *$0*
Total Parcels: 0

Phase	*Fund*	*Year*	*Federal*	*State*	*Other*	*Total*
CAP	Transit	2023	$205,946	$0	$51,486	$257,432

Project: **T007360** *Type Work:* Intermodal
Descp: FY 2024-WARE COUNTY-SEC.5311-CAPITAL AND OPERATIONS
Lanes: *Exist.* 0 *Prop.* 0 *Length:* 0.00

Phase	Fund	Year	Federal	State	Other	Total
CAP	Transit	2024	$205,946	$0	$51,486	$257,432

Total Project Cost: $257,432
Total Project Authorizations: *$0*
Total Parcels: 0

Ware Totals Summary

County Summary excludes lump sum projects

PI #	Year	Phase	Fund	Federal	State	Other	Total
0013605	2021	ROW	State	$0	$0	$500,000	$500,000
0013605	2022	PE	State	$0	$0	$500,000	$500,000
0013605	2023	CST	STBG	$9,940,033	$2,485,008	$0	$12,425,041
0013605	2023	CST	State	$0	$0	$2,650,000	$2,650,000
0013605	2023	CST	State	$0	$5,000,000	$0	$5,000,000
0013605	2023	UTL	STBG	$148,742	$37,185	$0	$185,927
T006095	2021	441A2	Transit	$0	$0	$389	$389
T006095	2021	441A2	Transit	$0	$389	$0	$389
T006095	2021	441A2	Transit	$3,112	$0	$0	$3,112
T006456	2021	OPR	Transit	$7,732	$0	$7,732	$15,464
T006483	2021	OPR	Transit	$128,716	$0	$128,716	$257,432
T007194	2022	CAP	Transit	$189,517	$5,252	$152,752	$347,521
T007276	2023	CAP	Transit	$205,946	$0	$51,486	$257,432
T007360	2024	CAP	Transit	$205,946	$0	$51,486	$257,432
				$10,829,742	***$7,527,835***	***$4,042,562***	***$22,400,139***

Note: Cost estimates in this section show only the county's portion of the project; If the totals are different from the list above it is an indication that the project is in multiple counties.

Warren

Project: **0007057** *Type Work:* Replace Bridge
Descp: SR 16 @ SHORT CREEK
Lanes: *Exist.* 2 *Prop.* 2 *Length:* 0.30

Total Project Cost: $2,574,640
Total Project Authorizations: *$1,081,569*
Total Parcels: 2

Phase	Fund	Year	Federal	State	Other	Total
PE	*HPP*	*2017*	*$287,968*	*$71,992*	*$0*	*$359,960*
PE	*STBG*	*2017*	*$464,783*	*$116,196*	*$0*	*$580,979*
PE	*HPP*	*2017*	*$32,504*	*$8,126*	*$0*	*$40,630*
ROW	*STBG*	*2020*	*$80,000*	*$20,000*	*$0*	*$100,000*
CST	STBG	2023	$1,194,457	$298,614	$0	$1,493,071

Project: **0008680** *Type Work:* Frontage Roads
Descp: I-20 ACCESS ROAD FROM CUL-DE-SAC TO W OF CADLEY ROAD-TIA
Lanes: *Exist.* 0 *Prop.* 2 *Length:* 1.20

Total Project Cost: $11,514,000
Total Project Authorizations: *$2,500,000*
Total Parcels: 10
Project Details: New frontage road location - Improve mobility & connectivity – enhance economic development opportunities

Phase	Fund	Year	Federal	State	Other	Total
PE	*State*	*2015*	*$0*	*$0*	*$1,195,536*	*$1,195,536*
ROW	Local	2022	$0	$0	$984,000	$984,000
CST	*State*	*2014*	*$0*	*$0*	*$1,304,464*	*$1,304,464*
CST	HPP	2023	$1,398,400	$0	$349,600	$1,748,000
CST	Local	2023	$0	$0	$6,282,000	$6,282,000

Project: **0013607** *Type Work:* Replace Bridge
Descp: SR 80 @ MIDDLE CREEK 4 MI N OF CAMAK
Lanes: *Exist.* 2 *Prop.* 2 *Length:* 0.20

Total Project Cost: $2,948,774
Total Project Authorizations: *$2,948,774*
Total Parcels: 1
Project Details: Replaces a load restricted bridge.

Phase	Fund	Year	Federal	State	Other	Total
PE	*STBG*	*2016*	*$85,758*	*$21,440*	*$0*	*$107,198*
PE	*Bridge*	*2016*	*$280,000*	*$70,000*	*$0*	*$350,000*
ROW	*STBG*	*2020*	*$72,000*	*$18,000*	*$0*	*$90,000*
CST	*STBG*	*2021*	*$1,921,261*	*$480,315*	*$0*	*$2,401,576*

Project: **0013608** *Type Work:* Replace Bridge
Descp: SR 80 @ HART CREEK 4.5 MI N OF CAMAK
Lanes: *Exist.* 2 *Prop.* 2 *Length:* 0.30

Total Project Cost: $2,708,899
Total Project Authorizations: *$2,708,899*
Total Parcels: 4
Project Details: Replaces a load restricted bridge.

Phase	Fund	Year	Federal	State	Other	Total
PE	*Bridge*	*2016*	*$280,000*	*$70,000*	*$0*	*$350,000*
PE	*STBG*	*2016*	*$240,230*	*$60,058*	*$0*	*$300,288*
ROW	*STBG*	*2020*	*$104,000*	*$26,000*	*$0*	*$130,000*
CST	*STBG*	*2021*	*$1,542,889*	*$385,722*	*$0*	*$1,928,611*

Project: **T006484** *Type Work:* Intermodal
Descp: FY 2021-WARREN COUNTY-SEC.5311-OPERATIONS ONLY
Lanes: *Exist.* *Prop.* *Length:*

Total Project Cost: $88,592
Total Project Authorizations: *$0*
Total Parcels: 0

Phase	Fund	Year	Federal	State	Other	Total
OPR	Transit	2021	$44,296	$0	$44,296	$88,592

Project: **T007195** *Type Work:* Intermodal
Descp: FY 2022-WARREN COUNTY-SEC.5311-CAPITAL AND OPERATIONS
Lanes: *Exist.* 0 *Prop.* 0 *Length:* 0.00

Total Project Cost: $107,426
Total Project Authorizations: *$0*
Total Parcels: 0

Phase	Fund	Year	Federal	State	Other	Total
CAP	Transit	2022	$53,713	$0	$53,713	$107,426

Project: **T007277** *Type Work:* Intermodal
Descp: FY 2023-WARREN COUNTY-SEC.5311-CAPITAL AND OPERATIONS
Lanes: *Exist.* 0 *Prop.* 0 *Length:* 0.00

Phase	Fund	Year	Federal	State	Other	Total
CAP	Transit	2023	$70,874	$0	$17,718	$88,592

Total Project Cost: $88,592
Total Project Authorizations: *$0*
Total Parcels: 0

Project: **T007361** *Type Work:* Intermodal
Descp: FY 2024-WARREN COUNTY-SEC.5311-CAPITAL AND OPERATIONS
Lanes: *Exist.* 0 *Prop.* 0 *Length:* 0.00

Phase	Fund	Year	Federal	State	Other	Total
CAP	Transit	2024	$70,874	$0	$17,718	$88,592

Total Project Cost: $88,592
Total Project Authorizations: *$0*
Total Parcels: 0

Warren Totals Summary

County Summary excludes lump sum projects

PI #	Year	Phase	Fund	Federal	State	Other	Total
0007057	2023	CST	STBG	$1,194,457	$298,614	$0	$1,493,071
0008680	2022	ROW	Local	$0	$0	$984,000	$984,000
0008680	2023	CST	HPP	$1,398,400	$0	$349,600	$1,748,000
0008680	2023	CST	Local	$0	$0	$6,282,000	$6,282,000
0013607	2021	CST	STBG	$1,921,261	$480,315	$0	$2,401,576
0013608	2021	CST	STBG	$1,542,889	$385,722	$0	$1,928,611
T006484	2021	OPR	Transit	$44,296	$0	$44,296	$88,592
T007195	2022	CAP	Transit	$53,713	$0	$53,713	$107,426
T007277	2023	CAP	Transit	$70,874	$0	$17,718	$88,592
T007361	2024	CAP	Transit	$70,874	$0	$17,718	$88,592
				$6,296,763	***$1,164,652***	***$7,749,046***	***$15,210,460***

Note: Cost estimates in this section show only the county's portion of the project; If the totals are different from the list above it is an indication that the project is in multiple counties.

Wayne

Project: **0013610** *Type Work:* Replace Bridge
Descp: SR 38/US 84 @ LITTLE MCMILLAN CREEK IN JESUP
Lanes: *Exist.* 4 *Prop.* 4 *Length:* 0.20

Total Project Cost: $8,095,024
Total Project Authorizations: *$1,070,000*
Total Parcels: 4
Project Details: Replaces a structurally deficient bridge.

Phase	*Fund*	*Year*	*Federal*	*State*	*Other*	*Total*
PE	*NHPP*	*2016*	*$856,000*	*$214,000*	*$0*	*$1,070,000*
ROW	STBG	2022	$200,000	$50,000	$0	$250,000
CST	STBG	2024	$5,349,619	$1,337,405	$0	$6,687,024
UTL	STBG	2024	$70,400	$17,600	$0	$88,000

Project: **0015724** *Type Work:* Streetscapes
Descp: TRANSPORTATION IMPROVEMENTS IN JESUP - PHASE II
Lanes: *Exist.* 2 *Prop.* 2 *Length:* 0.68

Total Project Cost: $1,385,303
Total Project Authorizations: *$17,000*
Total Parcels: 0

Phase	*Fund*	*Year*	*Federal*	*State*	*Other*	*Total*
PE	*Local*	*2018*	*$0*	*$0*	*$7,000*	*$7,000*
PE	*HPP*	*2018*	*$8,000*	*$0*	*$2,000*	*$10,000*
CST	Local	2021	$0	$0	$1,074,608	$1,074,608
CST	HPP	2021	$234,957	$0	$58,739	$293,696

Project: **0016564** *Type Work:* Replace Bridge
Descp: CR 31/OGLETHORPE ROAD @ LITTLE GOOSE CREEK
Lanes: *Exist.* 2 *Prop.* 2 *Length:* 0.40

Total Project Cost: $2,980,000
Total Project Authorizations: *$675,000*
Total Parcels: 4

Phase	*Fund*	*Year*	*Federal*	*State*	*Other*	*Total*
PE	*STBG*	*2021*	*$540,000*	*$135,000*	*$0*	*$675,000*
ROW	STBG	2023	$120,000	$30,000	$0	$150,000
ROW	Local	2023	$0	$0	$75,000	$75,000
CST	STBG	After 2024	$1,600,000	$400,000	$0	$2,000,000
UTL	STBG	After 2024	$64,000	$16,000	$0	$80,000

Project: **0016565** *Type Work:* Replace Bridge
Descp: CR 31/OGLETHORPE ROAD @ LITTLE GOOSE CREEK 9 MI NW OF JESUP
Lanes: *Exist.* 2 *Prop.* 2 *Length:* 0.40

Total Project Cost: $2,880,000
Total Project Authorizations: *$650,000*
Total Parcels: 4

Phase	*Fund*	*Year*	*Federal*	*State*	*Other*	*Total*
PE	*STBG*	*2021*	*$520,000*	*$130,000*	*$0*	*$650,000*
ROW	Local	2023	$0	$0	$50,000	$50,000
ROW	STBG	2023	$80,000	$20,000	$0	$100,000
CST	STBG	After 2024	$1,600,000	$400,000	$0	$2,000,000
UTL	STBG	After 2024	$64,000	$16,000	$0	$80,000

Project: **T006090** *Type Work:* Intermodal
Descp: FY 2021-HEART OF GEORGIA RC-SEC.5304-PLANNING
Lanes: *Exist.* *Prop.* *Length:* 0.00

Total Project Cost: $36,395
Total Project Authorizations: *$36,395*
Total Parcels: 0

Phase	*Fund*	*Year*	*Federal*	*State*	*Other*	*Total*
441A2	*Transit*	*2021*	*$0*	*$3,639*	*$0*	*$3,639*
441A2	*Transit*	*2021*	*$0*	*$0*	*$3,640*	*$3,640*
441A2	*Transit*	*2021*	*$29,116*	*$0*	*$0*	*$29,116*

In Appling, Bleckley, Candler, Dodge, Emanuel, Evans, Jeff Davis, Johnson, Laurens, Montgomery, Tattnall, Telfair, Toombs, Treutlen, Wayne, Wheeler, Wilcox County

Project: **T006485** *Type Work:* Intermodal
Descp: FY 2021-WAYNE COUNTY-SEC.5311-CAPITAL AND OPERATIONS
Lanes: *Exist.* *Prop.* *Length:*

Total Project Cost: $207,130
Total Project Authorizations: *$0*
Total Parcels: 0

Phase	*Fund*	*Year*	*Federal*	*State*	*Other*	*Total*
OPR	Transit	2021	$103,565	$0	$103,565	$207,130

Project: **T007196** *Type Work:* Intermodal
Descp: FY 2022-WAYNE COUNTY-SEC.5311-CAPITAL AND OPERATIONS
Lanes: *Exist.* 0 *Prop.* 0 *Length:* 0.00

Phase	Fund	Year	Federal	State	Other	Total
CAP	Transit	2022	$297,616	$17,121	$177,585	$492,323

Total Project Cost: $492,323
Total Project Authorizations: *$0*
Total Parcels: 0

Project: **T007278** *Type Work:* Intermodal
Descp: FY 2023-WAYNE COUNTY-SEC.5311-CAPITAL AND OPERATIONS
Lanes: *Exist.* 0 *Prop.* 0 *Length:* 0.00

Phase	Fund	Year	Federal	State	Other	Total
CAP	Transit	2023	$165,704	$0	$41,426	$207,130

Total Project Cost: $207,130
Total Project Authorizations: *$0*
Total Parcels: 0

Project: **T007362** *Type Work:* Intermodal
Descp: FY 2024-WAYNE COUNTY-SEC.5311-CAPITAL AND OPERATIONS
Lanes: *Exist.* 0 *Prop.* 0 *Length:* 0.00

Phase	Fund	Year	Federal	State	Other	Total
CAP	Transit	2024	$165,704	$0	$41,426	$207,130

Total Project Cost: $207,130
Total Project Authorizations: *$0*
Total Parcels: 0

Wayne Totals Summary

County Summary excludes lump sum projects

PI #	Year	Phase	Fund	Federal	State	Other	Total
0013610	2022	ROW	STBG	$200,000	$50,000	$0	$250,000
0013610	2024	CST	STBG	$5,349,619	$1,337,405	$0	$6,687,024
0013610	2024	UTL	STBG	$70,400	$17,600	$0	$88,000
0015724	2021	CST	HPP	$234,957	$0	$58,739	$293,696
0015724	2021	CST	Local	$0	$0	$1,074,608	$1,074,608
0016564	2021	PE	STBG	$540,000	$135,000	$0	$675,000
0016564	2023	ROW	Local	$0	$0	$75,000	$75,000
0016564	2023	ROW	STBG	$120,000	$30,000	$0	$150,000
0016565	2021	PE	STBG	$520,000	$130,000	$0	$650,000
0016565	2023	ROW	Local	$0	$0	$50,000	$50,000
0016565	2023	ROW	STBG	$80,000	$20,000	$0	$100,000
T006090	2021	441A2	Transit	$0	$0	$328	$328
T006090	2021	441A2	Transit	$2,620	$0	$0	$2,620
T006090	2021	441A2	Transit	$0	$328	$0	$328
T006485	2021	OPR	Transit	$103,565	$0	$103,565	$207,130
T007196	2022	CAP	Transit	$297,616	$17,121	$177,585	$492,323
T007278	2023	CAP	Transit	$165,704	$0	$41,426	$207,130
T007362	2024	CAP	Transit	$165,704	$0	$41,426	$207,130
				$7,850,185	***$1,737,454***	***$1,622,677***	***$11,210,316***

Note: Cost estimates in this section show only the county's portion of the project; If the totals are different from the list above it is an indication that the project is in multiple counties.

Webster

Project: **0013611** *Type Work:* Replace Bridge
Descp: SR 27 @ KINCHAFOONEE CREEK & OVERFLOW 1.5 MI W OF PRESTON
Lanes: *Exist.* 2 *Prop.* 2 *Length:* 0.80

Phase	Fund	Year	Federal	State	Other	Total
PE	*STP*	*2016*	*$1,303,200*	*$325,800*	*$0*	*$1,629,000*
CST	STBG	2023	$2,213,506	$553,376	$0	$2,766,882
UTL	STBG	2023	$1,080,000	$270,000	$0	$1,350,000

Total Project Cost: $5,745,882
Total Project Authorizations: *$1,629,000*
Total Parcels: 0
Project Details: Replaces a structurally deficient bridge.

Project: **T006094** *Type Work:* Intermodal
Descp: FY 2021-RIVER VALLEY RC-SEC.5304-PLANNING
Lanes: *Exist.* *Prop.* *Length:* 0.00

Phase	Fund	Year	Federal	State	Other	Total
441A2	*Transit*	*2021*	*$0*	*$2,414*	*$0*	*$2,414*
441A2	*Transit*	*2021*	*$0*	*$0*	*$2,414*	*$2,414*
441A2	*Transit*	*2021*	*$19,312*	*$0*	*$0*	*$19,312*

Total Project Cost: $24,140
Total Project Authorizations: *$24,140*
Total Parcels: 0
In Chattahoochee, Clay, Crisp, Dooly, Harris, Macon, Marion, Muscogee, Quitman, Randolph, Schley, Stewart, Sumter, Talbot, Taylor, Webster County

Project: **T006466** *Type Work:* Intermodal
Descp: FY 2021-RIVER VALLEY RC-SEC.5311-MOBILITY MGMT
Lanes: *Exist.* *Prop.* *Length:* 0.00

Phase	Fund	Year	Federal	State	Other	Total
CAP	Transit	2021	$105,000	$0	$26,250	$131,250

Total Project Cost: $131,250
Total Project Authorizations: *$0*
Total Parcels: 0
In Chattahoochee, Clay, Crisp, Dooly, Harris, Macon, Marion, Muscogee, Quitman, Randolph, Schley, Stewart, Sumter, Talbot, Taylor, Webster County

Project: **T007177** *Type Work:* Intermodal
Descp: FY 2022-RIVER VALLEY RC-SEC.5311-MOBILITY MGMT
Lanes: *Exist.* 0 *Prop.* 0 *Length:* 0.00

Phase	Fund	Year	Federal	State	Other	Total
CAP	Transit	2022	$77,010	$9,626	$9,626	$96,263

Total Project Cost: $96,263
Total Project Authorizations: *$0*
Total Parcels: 0
In Chattahoochee, Clay, Crisp, Dooly, Harris, Macon, Marion, Muscogee, Quitman, Randolph, Schley, Stewart, Sumter, Talbot, Taylor, Webster County

Project: **T007259** *Type Work:* Intermodal
Descp: FY 2023-RIVER VALLEY RC-SEC.5311-MOBILITY MGMT
Lanes: *Exist.* 0 *Prop.* 0 *Length:* 0.00

Phase	Fund	Year	Federal	State	Other	Total
CAP	Transit	2023	$105,000	$0	$26,250	$131,250

Total Project Cost: $131,250
Total Project Authorizations: *$0*
Total Parcels: 0
In Chattahoochee, Clay, Crisp, Dooly, Harris, Macon, Marion, Muscogee, Quitman, Randolph, Schley, Stewart, Sumter, Talbot, Taylor, Webster County

Project: **T007343** *Type Work:* Intermodal
Descp: FY 2024-RIVER VALLEY RC-SEC.5311-MOBILITY MGMT
Lanes: *Exist.* 0 *Prop.* 0 *Length:* 0.00

Phase	Fund	Year	Federal	State	Other	Total
CAP	Transit	2024	$105,000	$0	$26,250	$131,250

Total Project Cost: $131,250
Total Project Authorizations: *$0*
Total Parcels: 0
In Chattahoochee, Clay, Crisp, Dooly, Harris, Macon, Marion, Muscogee, Quitman, Randolph, Schley, Stewart, Sumter, Talbot, Taylor, Webster County

Webster Totals Summary

County Summary excludes lump sum projects

PI #	Year	Phase	Fund	Federal	State	Other	Total
0013611	2023	CST	STBG	$2,213,506	$553,376	$0	$2,766,882
0013611	2023	UTL	STBG	$1,080,000	$270,000	$0	$1,350,000
T006094	2021	441A2	Transit	$772	$0	$0	$772
T006094	2021	441A2	Transit	$0	$0	$97	$97
T006094	2021	441A2	Transit	$0	$97	$0	$97
T006466	2021	CAP	Transit	$4,200	$0	$1,050	$5,250
T007177	2022	CAP	Transit	$7,701	$963	$963	$9,626
T007259	2023	CAP	Transit	$2,100	$0	$525	$2,625
T007343	2024	CAP	Transit	$1,050	$0	$262	$1,312
				$3,309,329	***$824,436***	***$2,897***	***$4,136,661***

Note: Cost estimates in this section show only the county's portion of the project; If the totals are different from the list above it is an indication that the project is in multiple counties.

Wheeler

Project: **T006090** *Type Work:* Intermodal
Descp: FY 2021-HEART OF GEORGIA RC-SEC.5304-PLANNING
Lanes: *Exist.* *Prop.* *Length:* 0.00

Total Project Cost: $36,395
Total Project Authorizations: *$36,395*
Total Parcels: 0

Phase	Fund	Year	Federal	State	Other	Total
441A2	*Transit*	*2021*	*$0*	*$3,639*	*$0*	*$3,639*
441A2	*Transit*	*2021*	*$0*	*$0*	*$3,640*	*$3,640*
441A2	*Transit*	*2021*	*$29,116*	*$0*	*$0*	*$29,116*

In Appling, Bleckley, Candler, Dodge, Emanuel, Evans, Jeff Davis, Johnson, Laurens, Montgomery, Tattnall, Telfair, Toombs, Treutlen, Wayne, Wheeler, Wilcox County

Project: **T006486** *Type Work:* Intermodal
Descp: FY 2021-WHEELER COUNTY-SEC.5311-CAPITAL AND OPERATIONS
Lanes: *Exist.* *Prop.* *Length:*

Total Project Cost: $153,014
Total Project Authorizations: *$0*
Total Parcels: 0

Phase	Fund	Year	Federal	State	Other	Total
OPR	Transit	2021	$76,507	$0	$76,507	$153,014

Project: **T007197** *Type Work:* Intermodal
Descp: FY 2022-WHEELER COUNTY-SEC.5311-CAPITAL AND OPERATIONS
Lanes: *Exist.* 0 *Prop.* 0 *Length:* 0.00

Total Project Cost: $178,194
Total Project Authorizations: *$0*
Total Parcels: 0

Phase	Fund	Year	Federal	State	Other	Total
CAP	Transit	2022	$89,097	$0	$89,097	$178,194

Project: **T007279** *Type Work:* Intermodal
Descp: FY 2023-WHEELER COUNTY-SEC.5311-CAPITAL AND OPERATIONS
Lanes: *Exist.* 0 *Prop.* 0 *Length:* 0.00

Total Project Cost: $153,014
Total Project Authorizations: *$0*
Total Parcels: 0

Phase	Fund	Year	Federal	State	Other	Total
CAP	Transit	2023	$122,411	$0	$30,603	$153,014

Project: **T007363** *Type Work:* Intermodal
Descp: FY 2024-WHEELER COUNTY-SEC.5311-CAPITAL AND OPERATIONS
Lanes: *Exist.* 0 *Prop.* 0 *Length:* 0.00

Total Project Cost: $153,014
Total Project Authorizations: *$0*
Total Parcels: 0

Phase	Fund	Year	Federal	State	Other	Total
CAP	Transit	2024	$122,411	$0	$30,603	$153,014

Wheeler Totals Summary

County Summary excludes lump sum projects

PI #	Year	Phase	Fund	Federal	State	Other	Total
T006090	2021	441A2	Transit	$0	$0	$146	$146
T006090	2021	441A2	Transit	$1,165	$0	$0	$1,165
T006090	2021	441A2	Transit	$0	$146	$0	$146
T006486	2021	OPR	Transit	$76,507	$0	$76,507	$153,014
T007197	2022	CAP	Transit	$89,097	$0	$89,097	$178,194
T007279	2023	CAP	Transit	$122,411	$0	$30,603	$153,014
T007363	2024	CAP	Transit	$122,411	$0	$30,603	$153,014
				$411,591	***$146***	***$226,955***	***$638,692***

Note: Cost estimates in this section show only the county's portion of the project; If the totals are different from the list above it is an indication that the project is in multiple counties.

White

Project: **0015616** *Type Work:* Replace Bridge
Descp: CR 30/AIRPORT ROAD @ MOSSY CREEK TRIB 4.2 MI SE OF CLEVELAND
Lanes: *Exist.* 2 *Prop.* 2 *Length:* 0.40

Total Project Cost: $1,872,800
Total Project Authorizations: *$858,300*
Total Parcels: 3
Project Details: Replaces a structurally deficient substandard local system bridge.

Phase	Fund	Year	Federal	State	Other	Total
PE	*STBG*	*2019*	*$610,240*	*$152,560*	*$0*	*$762,800*
ROW	*Local*	*2018*	*$0*	*$0*	*$95,500*	*$95,500*
ROW	State	2021	$0	$14,500	$0	$14,500
CST	State	2021	$0	$1,000,000	$0	$1,000,000

Project: **0016592** *Type Work:* Replace Bridge
Descp: CR 200/TOWN CREEK ROAD @ TESNATEE CREEK
Lanes: *Exist.* 2 *Prop.* 2 *Length:* 0.89

Total Project Cost: $6,580,000
Total Project Authorizations: *$675,000*
Total Parcels: 0

Phase	Fund	Year	Federal	State	Other	Total
PE	*STBG*	*2021*	*$540,000*	*$135,000*	*$0*	*$675,000*
ROW	STBG	2023	$120,000	$30,000	$0	$150,000
ROW	Local	2023	$0	$0	$75,000	$75,000
CST	STBG	After 2024	$4,480,000	$1,120,000	$0	$5,600,000
UTL	STBG	After 2024	$64,000	$16,000	$0	$80,000

Project: **T006089** *Type Work:* Intermodal
Descp: FY 2021-GEORGIA MOUNTAINS RC-SEC.5304-PLANNING
Lanes: *Exist.* *Prop.* *Length:* 0.00

Total Project Cost: $31,905
Total Project Authorizations: *$31,905*
Total Parcels: 0

Phase	Fund	Year	Federal	State	Other	Total
441A2	*Transit*	*2021*	*$25,524*	*$0*	*$0*	*$25,524*
441A2	*Transit*	*2021*	*$0*	*$3,190*	*$0*	*$3,190*
441A2	*Transit*	*2021*	*$0*	*$0*	*$3,191*	*$3,191*

In Banks, Dawson, Forsyth, Franklin, Habersham, Hall, Hart, Lumpkin, Rabun, Stephens, Towns, Union, White County

White Totals Summary

County Summary excludes lump sum projects

PI #	Year	Phase	Fund	Federal	State	Other	Total
0015616	2021	ROW	State	$0	$14,500	$0	$14,500
0015616	2021	CST	State	$0	$1,000,000	$0	$1,000,000
0016592	2021	PE	STBG	$540,000	$135,000	$0	$675,000
0016592	2023	ROW	Local	$0	$0	$75,000	$75,000
0016592	2023	ROW	STBG	$120,000	$30,000	$0	$150,000
T006089	2021	441A2	Transit	$0	$0	$223	$223
T006089	2021	441A2	Transit	$1,787	$0	$0	$1,787
T006089	2021	441A2	Transit	$0	$223	$0	$223
				$661,787	***$1,179,723***	***$75,223***	***$1,916,733***

Note: Cost estimates in this section show only the county's portion of the project; If the totals are different from the list above it is an indication that the project is in multiple counties.

Wilcox

Project: **T006090** *Type Work:* Intermodal
Descp: FY 2021-HEART OF GEORGIA RC-SEC.5304-PLANNING
Lanes: *Exist.* *Prop.* *Length:* 0.00

Total Project Cost: $36,395
Total Project Authorizations: *$36,395*
Total Parcels: 0

Phase	Fund	Year	Federal	State	Other	Total
441A2	*Transit*	*2021*	*$0*	*$3,639*	*$0*	*$3,639*
441A2	*Transit*	*2021*	*$0*	*$0*	*$3,640*	*$3,640*
441A2	*Transit*	*2021*	*$29,116*	*$0*	*$0*	*$29,116*

In Appling, Bleckley, Candler, Dodge, Emanuel, Evans, Jeff Davis, Johnson, Laurens, Montgomery, Tattnall, Telfair, Toombs, Treutlen, Wayne, Wheeler, Wilcox County

Project: **T006488** *Type Work:* Intermodal
Descp: FY 2021-WILCOX COUNTY-SEC.5311-CAPITAL AND OPERATIONS
Lanes: *Exist.* *Prop.* *Length:*

Total Project Cost: $153,166
Total Project Authorizations: *$0*
Total Parcels: 0

Phase	Fund	Year	Federal	State	Other	Total
OPR	Transit	2021	$76,583	$0	$76,583	$153,166

Project: **T007199** *Type Work:* Intermodal
Descp: FY 2022-WILCOX COUNTY-SEC.5311-CAPITAL AND OPERATIONS
Lanes: *Exist.* 0 *Prop.* 0 *Length:* 0.00

Total Project Cost: $371,192
Total Project Authorizations: *$0*
Total Parcels: 0

Phase	Fund	Year	Federal	State	Other	Total
CAP	Transit	2022	$218,069	$10,824	$142,299	$371,192

Project: **T007281** *Type Work:* Intermodal
Descp: FY 2023-WILCOX COUNTY-SEC.5311-CAPITAL AND OPERATIONS
Lanes: *Exist.* 0 *Prop.* 0 *Length:* 0.00

Total Project Cost: $153,166
Total Project Authorizations: *$0*
Total Parcels: 0

Phase	Fund	Year	Federal	State	Other	Total
CAP	Transit	2023	$122,533	$0	$30,633	$153,166

Project: **T007365** *Type Work:* Intermodal
Descp: FY 2024-WILCOX COUNTY-SEC.5311-CAPITAL AND OPERATIONS
Lanes: *Exist.* 0 *Prop.* 0 *Length:* 0.00

Total Project Cost: $153,166
Total Project Authorizations: *$0*
Total Parcels: 0

Phase	Fund	Year	Federal	State	Other	Total
CAP	Transit	2024	$122,533	$0	$30,633	$153,166

Wilcox Totals Summary

County Summary excludes lump sum projects

PI #	Year	Phase	Fund	Federal	State	Other	Total
T006090	2021	441A2	Transit	$0	$0	$218	$218
T006090	2021	441A2	Transit	$1,747	$0	$0	$1,747
T006090	2021	441A2	Transit	$0	$218	$0	$218
T006488	2021	OPR	Transit	$76,583	$0	$76,583	$153,166
T007199	2022	CAP	Transit	$218,069	$10,824	$142,299	$371,192
T007281	2023	CAP	Transit	$122,533	$0	$30,633	$153,166
T007365	2024	CAP	Transit	$122,533	$0	$30,633	$153,166
				$541,464	***$11,043***	***$280,367***	***$832,874***

Note: Cost estimates in this section show only the county's portion of the project; If the totals are different from the list above it is an indication that the project is in multiple counties.

Wilkes

Project: **0016128** *Type Work:* Replace Bridge
Descp: SR 80 @ LITTLE RIVER 12.9 MI NW OF THOMSON
Lanes: *Exist.* 2 *Prop.* 2 *Length:* 0.40

Total Project Cost: $3,180,000
Total Project Authorizations: *$600,000*
Total Parcels: 0

Phase	Fund	Year	Federal	State	Other	Total
PE	*STBG*	*2019*	*$480,000*	*$120,000*	*$0*	*$600,000*
ROW	STBG	2023	$200,000	$50,000	$0	$250,000
CST	STBG	After 2024	$1,840,000	$460,000	$0	$2,300,000
UTL	STBG	After 2024	$24,000	$6,000	$0	$30,000

In McDuffie, Wilkes County

Project: **0016530** *Type Work:* Replace Bridge
Descp: SR 17 @ BROAD RIVER 7.5 MI N OF TIGNALL
Lanes: *Exist.* 2 *Prop.* 2 *Length:* 0.40

Total Project Cost: $14,100,000
Total Project Authorizations: *$750,000*
Total Parcels: 4

Phase	Fund	Year	Federal	State	Other	Total
PE	*NHPP*	*2020*	*$600,000*	*$150,000*	*$0*	*$750,000*
ROW	NHPP	2024	$200,000	$50,000	$0	$250,000
CST	NHPP	After 2024	$10,400,000	$2,600,000	$0	$13,000,000
UTL	NHPP	After 2024	$80,000	$20,000	$0	$100,000

In Elbert, Wilkes County

Project: **0016532** *Type Work:* Replace Bridge
Descp: SR 17 @ ROCK CREEK 2.3 MI N OF WASHINGTON
Lanes: *Exist.* 2 *Prop.* 2 *Length:* 0.38

Total Project Cost: $3,000,000
Total Project Authorizations: *$650,000*
Total Parcels: 4

Phase	Fund	Year	Federal	State	Other	Total
PE	*NHPP*	*2020*	*$520,000*	*$130,000*	*$0*	*$650,000*
ROW	NHPP	2023	$200,000	$50,000	$0	$250,000
CST	NHPP	After 2024	$1,600,000	$400,000	$0	$2,000,000
UTL	NHPP	After 2024	$80,000	$20,000	$0	$100,000

Project: **0016533** *Type Work:* Replace Bridge
Descp: SR 17 @ BROAD RIVER OVERFLOW 7.3 MI N OF TIGNALL
Lanes: *Exist.* 2 *Prop.* 2 *Length:* 0.40

Total Project Cost: $5,250,000
Total Project Authorizations: *$650,000*
Total Parcels: 4

Phase	Fund	Year	Federal	State	Other	Total
PE	*NHPP*	*2020*	*$520,000*	*$130,000*	*$0*	*$650,000*
ROW	NHPP	2024	$200,000	$50,000	$0	$250,000
CST	NHPP	After 2024	$3,400,000	$850,000	$0	$4,250,000
UTL	NHPP	After 2024	$80,000	$20,000	$0	$100,000

Project: **0016595** *Type Work:* Replace Bridge
Descp: CR 197/BIG CEDAR ROAD @ ROCKY CREEK
Lanes: *Exist.* 2 *Prop.* 2 *Length:* 0.40

Total Project Cost: $3,480,000
Total Project Authorizations: *$675,000*
Total Parcels: 4

Phase	Fund	Year	Federal	State	Other	Total
PE	*STBG*	*2021*	*$540,000*	*$135,000*	*$0*	*$675,000*
ROW	Local	2023	$0	$0	$75,000	$75,000
ROW	STBG	2023	$120,000	$30,000	$0	$150,000
CST	STBG	After 2024	$2,000,000	$500,000	$0	$2,500,000
UTL	STBG	After 2024	$64,000	$16,000	$0	$80,000

Project: **222260-** *Type Work:* Widening
Descp: SR 17 FM N WASHINGTON BYP TO PASSING LN SO OF CR 193 (EXC)
Lanes: *Exist.* 2 *Prop.* 4 *Length:* 11.75

Total Project Cost: $78,309,325
Total Project Authorizations: *$7,588,534*
Total Parcels: 180

Phase	*Fund*	*Year*	*Federal*	*State*	*Other*	*Total*
SCP	*State*	*2017*	*$0*	*$2,600,000*	*$0*	*$2,600,000*
PE	*State*	*1995*	*$0*	*$659,000*	*$0*	*$659,000*
PE	*NHS*	*2002*	*$468,888*	*$117,222*	*$0*	*$586,111*
PE	*State*	*2002*	*$0*	*$1,743,423*	*$0*	*$1,743,423*
PE	*State*	*2019*	*$0*	*$2,000,000*	*$0*	*$2,000,000*
ROW	State	2024	$0	$9,768,000	$0	$9,768,000
CST	State	After 2024	$0	$56,608,358	$0	$56,608,358
UTL	State	After 2024	$0	$4,344,433	$0	$4,344,433

Project Details: Project will provide additional capacity to improve mobility and reduce congestion. Project will help enhance economic development and will reduce crash frequency.

Project: **T006489** *Type Work:* Intermodal
Descp: FY 2021-WILKES COUNTY-SEC.5311-OPERATIONS ONLY
Lanes: *Exist.* *Prop.* *Length:*

Total Project Cost: $169,244
Total Project Authorizations: *$0*
Total Parcels: 0

Phase	*Fund*	*Year*	*Federal*	*State*	*Other*	*Total*
OPR	Transit	2021	$84,622	$0	$84,622	$169,244

Project: **T007200** *Type Work:* Intermodal
Descp: FY 2022-WILKES COUNTY-SEC.5311-CAPITAL AND OPERATIONS
Lanes: *Exist.* 0 *Prop.* 0 *Length:* 0.00

Total Project Cost: $260,279
Total Project Authorizations: *$0*
Total Parcels: 0

Phase	*Fund*	*Year*	*Federal*	*State*	*Other*	*Total*
CAP	Transit	2022	$145,896	$5,252	$109,131	$260,279

Project: **T007282** *Type Work:* Intermodal
Descp: FY 2023-WILKES COUNTY-SEC.5311-CAPITAL AND OPERATIONS
Lanes: *Exist.* 0 *Prop.* 0 *Length:* 0.00

Total Project Cost: $169,244
Total Project Authorizations: *$0*
Total Parcels: 0

Phase	*Fund*	*Year*	*Federal*	*State*	*Other*	*Total*
CAP	Transit	2023	$135,395	$0	$33,849	$169,244

Project: **T007366** *Type Work:* Intermodal
Descp: FY 2024-WILKES COUNTY-SEC.5311-CAPITAL AND OPERATIONS
Lanes: *Exist.* 0 *Prop.* 0 *Length:* 0.00

Total Project Cost: $169,244
Total Project Authorizations: *$0*
Total Parcels: 0

Phase	*Fund*	*Year*	*Federal*	*State*	*Other*	*Total*
CAP	Transit	2024	$135,395	$0	$33,849	$169,244

Wilkes Totals Summary

County Summary excludes lump sum projects

PI #	Year	Phase	Fund	Federal	State	Other	Total
0016128	2023	ROW	STBG	$120,000	$30,000	$0	$150,000
0016530	2024	ROW	NHPP	$100,000	$25,000	$0	$125,000
0016532	2023	ROW	NHPP	$200,000	$50,000	$0	$250,000
0016533	2024	ROW	NHPP	$200,000	$50,000	$0	$250,000
0016595	2021	PE	STBG	$540,000	$135,000	$0	$675,000
0016595	2023	ROW	Local	$0	$0	$75,000	$75,000
0016595	2023	ROW	STBG	$120,000	$30,000	$0	$150,000
222260-	2024	ROW	State	$0	$9,768,000	$0	$9,768,000
T006489	2021	OPR	Transit	$84,622	$0	$84,622	$169,244
T007200	2022	CAP	Transit	$145,896	$5,252	$109,131	$260,279
T007282	2023	CAP	Transit	$135,395	$0	$33,849	$169,244
T007366	2024	CAP	Transit	$135,395	$0	$33,849	$169,244
				$1,781,308	***$10,093,252***	***$336,451***	***$12,211,011***

Note: Cost estimates in this section show only the county's portion of the project; If the totals are different from the list above it is an indication that the project is in multiple counties.

Wilkinson

Project: **0013606** *Type Work:* Replace Bridge
Descp: SR 112 @ BIG SANDY CREEK 6.8 MI S OF TOOMSBORO
Lanes: *Exist.* 2 *Prop.* 2 *Length:* 0.77

Total Project Cost: $7,327,157
Total Project Authorizations: *$1,250,913*
Total Parcels: 0
Project Details: Replaces a substandard bridge.

Phase	Fund	Year	Federal	State	Other	Total
PE	*STP*	*2016*	*$578,331*	*$144,583*	*$0*	*$722,913*
PE	*STBG*	*2016*	*$422,400*	*$105,600*	*$0*	*$528,000*
CST	STBG	2021	$4,830,432	$1,207,608	$0	$6,038,040
UTL	STBG	2021	$30,563	$7,641	$0	$38,203

Project: **0013945** *Type Work:* Replace Bridge
Descp: SR 57 @ KAOLIN PIPE LINE 1.8 MI S OF GORDON
Lanes: *Exist.* 2 *Prop.* 2 *Length:* 0.13

Total Project Cost: $1,548,220
Total Project Authorizations: *$970,000*
Total Parcels: 6
Project Details: Replaces a deteriorated substandard bridge.

Phase	Fund	Year	Federal	State	Other	Total
PE	*STBG*	*2017*	*$672,000*	*$168,000*	*$0*	*$840,000*
ROW	*STBG*	*2020*	*$104,000*	*$26,000*	*$0*	*$130,000*
CST	STBG	2021	$420,976	$105,244	$0	$526,220
UTL	STBG	2021	$41,600	$10,400	$0	$52,000

Project: **0015648** *Type Work:* Replace Bridge
Descp: CR 81/ROSE JUSTICE RD @ BIG SANDY CREEK 2.5 MI S OF IRWINTON
Lanes: *Exist.* 2 *Prop.* 2 *Length:* 0.40

Total Project Cost: $2,950,000
Total Project Authorizations: *$500,000*
Total Parcels: 0
Project Details: Replaces a structurally deficient substandard local system bridge.

Phase	Fund	Year	Federal	State	Other	Total
PE	*STBG*	*2021*	*$400,000*	*$100,000*	*$0*	*$500,000*
ROW	Local	2022	$0	$0	$125,000	$125,000
ROW	STBG	2023	$100,000	$25,000	$0	$125,000
CST	STBG	After 2024	$1,760,000	$440,000	$0	$2,200,000

Project: **0017317** *Type Work:* Replace Bridge
Descp: SR 18 @ NS #732712X IN GORDON
Lanes: *Exist.* 2 *Prop.* 2 *Length:* 0.40

Total Project Cost: $6,300,000
Total Project Authorizations: *$0*
Total Parcels: 4

Phase	Fund	Year	Federal	State	Other	Total
PE	STBG	2023	$720,000	$180,000	$0	$900,000
ROW	STBG	2024	$320,000	$80,000	$0	$400,000
CST	STBG	After 2024	$4,000,000	$1,000,000	$0	$5,000,000

Project: **T006091** *Type Work:* Intermodal
Descp: FY 2021-MIDDLE GEORGIA RC-SEC.5304-PLANNING
Lanes: *Exist.* *Prop.* *Length:* 0.00

Total Project Cost: $22,295
Total Project Authorizations: *$22,295*
Total Parcels: 0

Phase	Fund	Year	Federal	State	Other	Total
441A2	*Transit*	*2021*	*$17,836*	*$0*	*$0*	*$17,836*
441A2	*Transit*	*2021*	*$0*	*$2,229*	*$0*	*$2,229*
441A2	*Transit*	*2021*	*$0*	*$0*	*$2,230*	*$2,230*

In Baldwin, Bibb, Crawford, Houston, Jones, Monroe, Peach, Pulaski, Putnam, Twiggs, Wilkinson County

Project: **T006454** *Type Work:* Intermodal
Descp: FY 2021-MIDDLE GEORGIA RC-SEC.5311-MOBILITY MGMT
Lanes: *Exist.* *Prop.* *Length:* 0.00

Total Project Cost: $130,000
Total Project Authorizations: *$0*
Total Parcels: 0

Phase	Fund	Year	Federal	State	Other	Total
OPR	Transit	2021	$104,000	$0	$26,000	$130,000

In Baldwin, Bibb, Crawford, Houston, Jones, Monroe, Peach, Pulaski, Putnam, Twiggs, Wilkinson County

Project: **T006490** *Type Work:* Intermodal
Descp: FY 2021-WILKINSON COUNTY-SEC.5311-CAPITAL AND OPERATIONS
Lanes: *Exist.* *Prop.* *Length:*

Total Project Cost: $181,932
Total Project Authorizations: *$0*
Total Parcels: 0

Phase	Fund	Year	Federal	State	Other	Total
OPR	Transit	2021	$90,966	$0	$90,966	$181,932

Project: **T007166** *Type Work:* Intermodal
Descp: FY 2022-MIDDLE GEORGIA RC-SEC.5311-MOBILITY MGMT
Lanes: *Exist.* 0 *Prop.* 0 *Length:* 0.00

Total Project Cost: $60,000
Total Project Authorizations: *$0*
Total Parcels: 0

Phase	Fund	Year	Federal	State	Other	Total
CAP	Transit	2022	$48,000	$6,000	$6,000	$60,000

In Baldwin, Bibb, Crawford, Houston, Jones, Monroe, Peach, Pulaski, Putnam, Twiggs, Wilkinson County

Project: **T007201** *Type Work:* Intermodal
Descp: FY 2022-WILKINSON COUNTY-SEC.5311-CAPITAL AND OPERATIONS
Lanes: *Exist.* 0 *Prop.* 0 *Length:* 0.00

Total Project Cost: $208,592
Total Project Authorizations: *$0*
Total Parcels: 0

Phase	Fund	Year	Federal	State	Other	Total
CAP	Transit	2022	$104,296	$0	$104,296	$208,592

Project: **T007248** *Type Work:* Intermodal
Descp: FY 2023-MIDDLE GEORGIA RC-SEC.5311-MOBILITY MGMT
Lanes: *Exist.* 0 *Prop.* 0 *Length:* 0.00

Total Project Cost: $130,000
Total Project Authorizations: *$0*
Total Parcels: 0

Phase	Fund	Year	Federal	State	Other	Total
CAP	Transit	2023	$104,000	$0	$26,000	$130,000

In Baldwin, Bibb, Crawford, Houston, Jones, Monroe, Peach, Pulaski, Putnam, Twiggs, Wilkinson County

Project: **T007283** *Type Work:* Intermodal
Descp: FY 2023-WILKINSON COUNTY-SEC.5311-CAPITAL AND OPERATIONS
Lanes: *Exist.* 0 *Prop.* 0 *Length:* 0.00

Total Project Cost: $181,932
Total Project Authorizations: *$0*
Total Parcels: 0

Phase	Fund	Year	Federal	State	Other	Total
CAP	Transit	2023	$145,546	$0	$36,386	$181,932

Project: **T007331** *Type Work:* Intermodal
Descp: FY 2024-MIDDLE GEORGIA RC-SEC.5311-MOBILITY MGMT
Lanes: *Exist.* 0 *Prop.* 0 *Length:* 0.00

Total Project Cost: $130,000
Total Project Authorizations: *$0*
Total Parcels: 0

Phase	Fund	Year	Federal	State	Other	Total
CAP	Transit	2024	$104,000	$0	$26,000	$130,000

In Baldwin, Bibb, Crawford, Houston, Jones, Monroe, Peach, Pulaski, Putnam, Twiggs, Wilkinson County

Project: **T007367** *Type Work:* Intermodal
Descp: FY 2024-WILKINSON COUNTY-SEC.5311-CAPITAL AND OPERATIONS
Lanes: *Exist.* 0 *Prop.* 0 *Length:* 0.00

Phase	Fund	Year	Federal	State	Other	Total
CAP	Transit	2024	$145,546	$0	$36,386	$181,932

Total Project Cost: $181,932
Total Project Authorizations: *$0*
Total Parcels: 0

Wilkinson Totals Summary

County Summary excludes lump sum projects

PI #	Year	Phase	Fund	Federal	State	Other	Total
0013606	2021	CST	STBG	$4,830,432	$1,207,608	$0	$6,038,040
0013606	2021	UTL	STBG	$30,563	$7,641	$0	$38,203
0013945	2021	CST	STBG	$420,976	$105,244	$0	$526,220
0013945	2021	UTL	STBG	$41,600	$10,400	$0	$52,000
0015648	2021	PE	STBG	$400,000	$100,000	$0	$500,000
0015648	2022	ROW	Local	$0	$0	$125,000	$125,000
0015648	2023	ROW	STBG	$100,000	$25,000	$0	$125,000
0017317	2023	PE	STBG	$720,000	$180,000	$0	$900,000
0017317	2024	ROW	STBG	$320,000	$80,000	$0	$400,000
T006091	2021	441A2	Transit	$0	$0	$290	$290
T006091	2021	441A2	Transit	$0	$290	$0	$290
T006091	2021	441A2	Transit	$2,319	$0	$0	$2,319
T006454	2021	OPR	Transit	$13,520	$0	$3,380	$16,900
T006490	2021	OPR	Transit	$90,966	$0	$90,966	$181,932
T007166	2022	CAP	Transit	$4,800	$600	$600	$6,000
T007201	2022	CAP	Transit	$104,296	$0	$104,296	$208,592
T007248	2023	CAP	Transit	$10,400	$0	$2,600	$13,000
T007283	2023	CAP	Transit	$145,546	$0	$36,386	$181,932
T007331	2024	CAP	Transit	$10,400	$0	$2,600	$13,000
T007367	2024	CAP	Transit	$145,546	$0	$36,386	$181,932
				$7,391,363	***$1,716,783***	***$402,505***	***$9,510,650***

Note: Cost estimates in this section show only the county's portion of the project; If the totals are different from the list above it is an indication that the project is in multiple counties.

Worth

Project: **0000475** *Type Work:* Widening
Descp: SR 133 FM N OF SR 112 TO N OF CR 459/COUNTY LINE ROAD
Lanes: *Exist.* 2 *Prop.* 4 *Length:* 3.47

Total Project Cost: $39,656,124
Total Project Authorizations: *$8,805,761*
Total Parcels: 81

Phase	Fund	Year	Federal	State	Other	Total
PE	*STP*	*2003*	*$1,687,682*	*$421,921*	*$0*	*$2,109,603*
PE	*NHPP*	*2014*	*$128,800*	*$32,200*	*$0*	*$161,000*
PE	*State*	*2016*	*$0*	*$2,345,158*	*$0*	*$2,345,158*
PE	State	2024	$0	$50,000	$0	$50,000
ROW	*State*	*2018*	*$0*	*$4,190,000*	*$0*	*$4,190,000*
CST	State	2022	$0	$30,385,325	$0	$30,385,325
UTL	State	2022	$0	$415,038	$0	$415,038

In Dougherty, Worth County

Project Details: Project will provide additional capacity to improve mobility and reduce congestion. Project will help enhance economic development and will reduce crash frequency.

Project: **0000519** *Type Work:* Widening
Descp: SR 133 FM N OF COLQUITT COUNTY LINE TO N OF SR 112
Lanes: *Exist.* 2 *Prop.* 4 *Length:* 7.55

Total Project Cost: $49,057,428
Total Project Authorizations: *$12,332,964*
Total Parcels: 129

Phase	Fund	Year	Federal	State	Other	Total
PE	*STP*	*2003*	*$2,844,943*	*$711,236*	*$0*	*$3,556,179*
PE	*NHPP*	*2014*	*$271,680*	*$67,920*	*$0*	*$339,600*
PE	*State*	*2016*	*$0*	*$984,185*	*$0*	*$984,185*
PE	*State*	*2020*	*$0*	*$1,180,000*	*$0*	*$1,180,000*
PE	*State*	*2021*	*$0*	*$250,000*	*$0*	*$250,000*
ROW	*State*	*2019*	*$0*	*$6,023,000*	*$0*	*$6,023,000*
CST	State	2023	$0	$35,157,964	$0	$35,157,964
UTL	State	2023	$0	$1,566,500	$0	$1,566,500

Project Details: Project will provide additional capacity to improve mobility and reduce congestion. Project will help enhance economic development and will reduce crash frequency.

Project: **0016591** *Type Work:* Replace Bridge
Descp: CR 169/MELTON ROAD @ TOWN CREEK
Lanes: *Exist.* 2 *Prop.* 2 *Length:* 0.40

Total Project Cost: $2,480,000
Total Project Authorizations: *$650,000*
Total Parcels: 0

Phase	Fund	Year	Federal	State	Other	Total
PE	*STBG*	*2021*	*$520,000*	*$130,000*	*$0*	*$650,000*
ROW	Local	2023	$0	$0	$50,000	$50,000
ROW	STBG	2023	$80,000	$20,000	$0	$100,000
CST	STBG	After 2024	$1,280,000	$320,000	$0	$1,600,000
UTL	STBG	After 2024	$64,000	$16,000	$0	$80,000

Project: **T006096** *Type Work:* Intermodal
Descp: FY 2021-SOUTHWEST GEORGIA RC-SEC.5304-PLANNING
Lanes: *Exist.* *Prop.* *Length:* 0.00

Total Project Cost: $30,490
Total Project Authorizations: *$30,490*
Total Parcels: 0

Phase	Fund	Year	Federal	State	Other	Total
441A2	*Transit*	*2021*	*$24,392*	*$0*	*$0*	*$24,392*
441A2	*Transit*	*2021*	*$0*	*$0*	*$3,049*	*$3,049*
441A2	*Transit*	*2021*	*$0*	*$3,049*	*$0*	*$3,049*

In Baker, Calhoun, Colquitt, Decatur, Dougherty, Early, Grady, Lee, Miller, Mitchell, Seminole, Terrell, Thomas, Worth County

Project: **T006467** *Type Work:* Intermodal
Descp: FY 2021-SW GEORGIA RC-SEC.5311-CAPITAL AND OPERATIONS
Lanes: *Exist.* *Prop.* *Length:* 0.00

Total Project Cost: $5,803,178
Total Project Authorizations: *$0*
Total Parcels: 0

Phase	Fund	Year	Federal	State	Other	Total
OPR	Transit	2021	$2,901,589	$0	$2,901,589	$5,803,178

In Baker, Calhoun, Colquitt, Decatur, Dougherty, Early, Grady, Lee, Miller, Mitchell, Seminole, Terrell, Worth County

Project: **T007178** *Type Work:* Intermodal
Descp: FY 2022-SW GEORGIA RC-SEC.5311-CAPITAL AND OPERATIONS
Lanes: *Exist.* 0 *Prop.* 0 *Length:* 0.00

Phase	Fund	Year	Federal	State	Other	Total
CAP	Transit	2022	$3,615,646	$111,916	$2,832,232	$6,559,795

Total Project Cost: $6,559,795
Total Project Authorizations: *$0*
Total Parcels: 0

In Baker, Calhoun, Colquitt, Decatur, Dougherty, Early, Grady, Lee, Miller, Mitchell, Seminole, Terrell, Worth County

Project: **T007260** *Type Work:* Intermodal
Descp: FY 2023-SW GEORGIA RC-SEC.5311-CAPITAL AND OPERATIONS
Lanes: *Exist.* 0 *Prop.* 0 *Length:* 0.00

Phase	Fund	Year	Federal	State	Other	Total
CAP	Transit	2023	$4,642,542	$0	$1,160,636	$5,803,178

Total Project Cost: $5,803,178
Total Project Authorizations: *$0*
Total Parcels: 0

In Baker, Calhoun, Colquitt, Decatur, Dougherty, Early, Grady, Lee, Miller, Mitchell, Seminole, Terrell, Worth County

Project: **T007344** *Type Work:* Intermodal
Descp: FY 2024-SW GEORGIA RC-SEC.5311-CAPITAL AND OPERATIONS
Lanes: *Exist.* 0 *Prop.* 0 *Length:* 0.00

Phase	Fund	Year	Federal	State	Other	Total
CAP	Transit	2024	$4,642,542	$0	$1,160,636	$5,803,178

Total Project Cost: $5,803,178
Total Project Authorizations: *$0*
Total Parcels: 0

In Baker, Calhoun, Colquitt, Decatur, Dougherty, Early, Grady, Lee, Miller, Mitchell, Seminole, Terrell, Worth County

Worth Totals Summary

County Summary excludes lump sum projects

PI #	Year	Phase	Fund	Federal	State	Other	Total
0000475	2022	CST	State	$0	$29,473,765	$0	$29,473,765
0000475	2022	UTL	State	$0	$402,587	$0	$402,587
0000475	2024	PE	State	$0	$48,500	$0	$48,500
0000519	2021	PE	State	$0	$250,000	$0	$250,000
0000519	2023	CST	State	$0	$35,157,964	$0	$35,157,964
0000519	2023	UTL	State	$0	$1,566,500	$0	$1,566,500
0016591	2021	PE	STBG	$520,000	$130,000	$0	$650,000
0016591	2023	ROW	Local	$0	$0	$50,000	$50,000
0016591	2023	ROW	STBG	$80,000	$20,000	$0	$100,000
T006096	2021	441A2	Transit	$0	$0	$305	$305
T006096	2021	441A2	Transit	$2,439	$0	$0	$2,439
T006096	2021	441A2	Transit	$0	$305	$0	$305
T006467	2021	OPR	Transit	$348,191	$0	$348,191	$696,381
T007178	2022	CAP	Transit	$361,565	$11,192	$283,223	$655,980
T007260	2023	CAP	Transit	$232,127	$0	$58,032	$290,159
T007344	2024	CAP	Transit	$139,276	$0	$34,819	$174,095
				$1,683,598	***$67,060,813***	***$774,570***	***$69,518,980***

Note: Cost estimates in this section show only the county's portion of the project; If the totals are different from the list above it is an indication that the project is in multiple counties.

STIP Counties Summary

	Federal$	*State$*	*Other$*	*Total$*
		All Counties		
FY 2021 Total:	$612,876,330	$187,011,298	$9,120,869	$809,008,497
FY 2022 Total:	$612,408,610	$125,440,539	$4,929,647	$742,778,796
FY 2023 Total:	$648,107,081	$134,027,837	$7,278,683	$789,413,601
FY 2024 Total:	$631,791,239	$129,948,877	$7,278,683	$769,018,799
All Counties STIP Total:	***$2,505,183,260***	***$576,428,552***	***$28,607,883***	***$3,110,219,694***
		Appling		
FY 2021 Total:	$2,038	$255	$255	$2,548
Appling STIP Total:	***$2,038***	***$255***	***$255***	***$2,548***
		Atkinson		
FY 2021 Total:	$7,575	$141	$4,108,948	$4,116,665
FY 2023 Total:	$400,000	$35,046,379	$0	$35,446,379
Atkinson STIP Total:	***$407,575***	***$35,046,520***	***$4,108,948***	***$39,563,044***
		Bacon		
FY 2021 Total:	$48,031	$141	$47,040	$95,212
FY 2022 Total:	$111,282	$5,252	$74,517	$191,051
FY 2023 Total:	$62,667	$0	$15,667	$78,334
FY 2024 Total:	$62,667	$0	$15,667	$78,334
Bacon STIP Total:	***$284,647***	***$5,394***	***$152,891***	***$442,931***
		Baker		
FY 2021 Total:	$175,559	$183	$174,278	$350,020
FY 2022 Total:	$180,782	$5,596	$141,612	$327,990
FY 2023 Total:	$232,127	$0	$58,032	$290,159
FY 2024 Total:	$417,829	$0	$104,457	$522,286
Baker STIP Total:	***$1,006,297***	***$5,779***	***$478,379***	***$1,490,455***
		Baldwin		
FY 2021 Total:	$2,822,343	$688,610	$191,821	$3,702,774
FY 2022 Total:	$8,501,812	$2,105,320	$78,672	$10,685,804
FY 2023 Total:	$106,400	$0	$26,600	$133,000
FY 2024 Total:	$104,320	$0	$26,080	$130,400
Baldwin STIP Total:	***$11,534,875***	***$2,793,930***	***$323,173***	***$14,651,978***
		Banks		
FY 2021 Total:	$6,731,519	$6,813,095	$44,618	$13,589,232
FY 2023 Total:	$71,032	$0	$17,758	$88,790
FY 2024 Total:	$1,159,032	$272,000	$17,758	$1,448,790
Banks STIP Total:	***$7,961,583***	***$7,085,095***	***$80,134***	***$15,126,812***
		Barrow		
FY 2021 Total:	$993	$124	$124	$1,241
FY 2022 Total:	$3,610,532	$902,633	$0	$4,513,165
FY 2023 Total:	$17,998,088	$4,499,522	$50,000	$22,547,610
FY 2024 Total:	$0	$7,600,000	$0	$7,600,000
Barrow STIP Total:	***$21,609,613***	***$13,002,279***	***$50,124***	***$34,662,016***
		Ben Hill		
FY 2021 Total:	$220,243	$106	$219,500	$439,850
FY 2022 Total:	$395,175	$15,756	$284,881	$695,813
FY 2023 Total:	$340,722	$0	$85,180	$425,902
FY 2024 Total:	$340,722	$0	$85,180	$425,902
Ben Hill STIP Total:	***$1,296,862***	***$15,862***	***$674,743***	***$1,987,466***

	Federal$	*State$*	*Other$*	*Total$*
		Berrien		
FY 2021 Total:	$62,626	$212	$61,141	$123,978
FY 2022 Total:	$120,777	$5,252	$84,012	$210,041
FY 2023 Total:	$87,176	$0	$21,794	$108,970
FY 2024 Total:	$87,176	$0	$21,794	$108,970
Berrien STIP Total:	***$357,754***	***$5,464***	***$188,741***	***$551,959***
		Bleckley		
FY 2021 Total:	$59,446	$109	$58,682	$118,238
FY 2022 Total:	$67,038	$0	$67,038	$134,076
FY 2023 Total:	$93,717	$0	$23,429	$117,146
FY 2024 Total:	$93,717	$0	$23,429	$117,146
Bleckley STIP Total:	***$313,918***	***$109***	***$172,579***	***$486,606***
		Brantley		
FY 2021 Total:	$86,465	$11,512	$3,555,581	$3,653,558
FY 2022 Total:	$82,017	$5,252	$45,252	$132,521
FY 2023 Total:	$52,998	$0	$13,250	$66,248
FY 2024 Total:	$1,092,998	$260,000	$13,250	$1,366,248
Brantley STIP Total:	***$1,314,478***	***$276,764***	***$3,627,333***	***$5,218,575***
		Brooks		
FY 2021 Total:	$3,140,566	$747,835	$148,588	$4,036,990
FY 2022 Total:	$7,738,043	$1,899,030	$140,964	$9,778,037
FY 2023 Total:	$225,030	$0	$56,258	$281,288
FY 2024 Total:	$2,313,030	$522,000	$56,258	$2,891,288
Brooks STIP Total:	***$13,416,671***	***$3,168,865***	***$402,067***	***$16,987,603***
		Bryan		
FY 2021 Total:	$137,607	$278	$135,659	$273,544
FY 2022 Total:	$299,719	$12,641	$211,229	$523,589
FY 2023 Total:	$270,762	$0	$67,691	$338,453
FY 2024 Total:	$470,762	$50,000	$67,691	$588,453
Bryan STIP Total:	***$1,178,850***	***$62,920***	***$482,270***	***$1,724,039***
		Bulloch		
FY 2021 Total:	$851,535	$161,698	$203,489	$1,216,722
FY 2022 Total:	$299,719	$12,641	$211,229	$523,589
FY 2023 Total:	$350,762	$20,000	$1,617,691	$1,988,453
FY 2024 Total:	$9,533,890	$2,315,782	$67,691	$11,917,363
Bulloch STIP Total:	***$11,035,906***	***$2,510,122***	***$2,100,099***	***$15,646,127***
		Burke		
FY 2021 Total:	$105,327	$0	$105,327	$210,654
FY 2022 Total:	$143,006	$0	$143,006	$286,012
FY 2023 Total:	$168,523	$0	$42,131	$210,654
FY 2024 Total:	$168,523	$0	$42,131	$210,654
Burke STIP Total:	***$585,379***	***$0***	***$332,595***	***$917,974***

	Federal$	*State$*	*Other$*	*Total$*
		Butts		
FY 2021 Total:	$53,211	$159,231	$46,731	$259,173
FY 2022 Total:	$123,070	$3,172,828	$95,747	$3,391,645
FY 2023 Total:	$303,721	$50,000	$25,930	$379,652
FY 2024 Total:	$103,721	$7,157,426	$25,930	$7,287,077
Butts STIP Total:	***$583,724***	***$10,539,485***	***$194,339***	***$11,317,547***
		Calhoun		
FY 2021 Total:	$146,299	$152	$145,232	$291,683
FY 2022 Total:	$180,782	$5,596	$141,612	$327,990
FY 2023 Total:	$232,127	$0	$58,032	$290,159
FY 2024 Total:	$417,829	$0	$104,457	$522,286
Calhoun STIP Total:	***$977,037***	***$5,748***	***$449,332***	***$1,432,118***
		Camden		
FY 2021 Total:	$11,163,423	$2,735,405	$220,447	$14,119,275
FY 2022 Total:	$4,979,568	$3,096,604	$211,229	$8,287,400
FY 2023 Total:	$390,762	$30,000	$142,691	$563,453
FY 2024 Total:	$4,198,018	$981,814	$67,691	$5,247,523
Camden STIP Total:	***$20,731,772***	***$6,843,823***	***$642,057***	***$28,217,651***
		Candler		
FY 2021 Total:	$1,041,165	$1,580,146	$146	$2,621,456
FY 2023 Total:	$160,000	$40,000	$100,000	$300,000
Candler STIP Total:	***$1,201,165***	***$1,620,146***	***$100,146***	***$2,921,456***
		Carroll		
FY 2021 Total:	$3,856,255	$2,402,457	$187,300	$6,446,012
FY 2022 Total:	$8,817,799	$2,150,721	$191,495	$11,160,016
FY 2023 Total:	$271,700	$40,000	$127,925	$439,625
FY 2024 Total:	$5,443,682	$1,332,996	$27,925	$6,804,603
Carroll STIP Total:	***$18,389,437***	***$5,926,173***	***$534,645***	***$24,850,255***
		Charlton		
FY 2021 Total:	$1,700,185	$423,082	$6,797	$2,130,064
FY 2022 Total:	$302,854	$75,714	$0	$378,568
FY 2023 Total:	$120,000	$30,000	$75,000	$225,000
Charlton STIP Total:	***$2,123,040***	***$528,795***	***$81,797***	***$2,733,632***
		Chattooga		
FY 2021 Total:	$269,298	$9,398,228	$2,894,196	$12,561,721
FY 2022 Total:	$1,115,000	$7,260,000	$75,000	$8,450,000
FY 2023 Total:	$120,758	$5,765,000	$30,190	$5,915,948
FY 2024 Total:	$3,022,952	$19,666,354	$30,190	$22,719,497
Chattooga STIP Total:	***$4,528,008***	***$42,089,582***	***$3,029,575***	***$49,647,166***
		Clay		
FY 2021 Total:	$162,411	$97	$158,586	$321,094
FY 2022 Total:	$201,187	$5,773	$160,773	$367,734
FY 2023 Total:	$262,402	$0	$65,601	$328,003
FY 2024 Total:	$261,352	$0	$65,338	$326,690
Clay STIP Total:	***$887,354***	***$5,870***	***$450,298***	***$1,343,521***

	Federal$	State$	Other$	Total$
Clinch				
FY 2021 Total:	$86,161	$19,254	$1,622,953	$1,728,367
FY 2023 Total:	$200,000	$50,000	$0	$250,000
FY 2024 Total:	$808,000	$202,000	$0	$1,010,000
Clinch STIP Total:	***$1,094,161***	***$271,254***	***$1,622,953***	***$2,988,367***
Coffee				
FY 2021 Total:	$408,706	$100,283	$6,726	$515,716
FY 2023 Total:	$100,000	$25,000	$125,000	$250,000
Coffee STIP Total:	***$508,706***	***$125,283***	***$131,726***	***$765,716***
Colquitt				
FY 2021 Total:	$3,497,168	$73,333,317	$290,433	$77,120,918
FY 2022 Total:	$180,782	$5,596	$141,612	$327,990
FY 2023 Total:	$704,254	$60,000	$266,064	$1,030,318
FY 2024 Total:	$4,537,829	$1,030,000	$104,457	$5,672,286
Colquitt STIP Total:	***$8,920,033***	***$74,428,913***	***$802,566***	***$84,151,512***
Columbia				
FY 2021 Total:	$213,656	$0	$328,656	$542,312
FY 2022 Total:	$255,673	$5,252	$218,908	$479,833
FY 2024 Total:	$341,850	$0	$85,462	$427,312
Columbia STIP Total:	***$811,178***	***$5,252***	***$633,026***	***$1,449,457***
Cook				
FY 2021 Total:	$219,797	$106	$219,554	$439,458
FY 2022 Total:	$349,350	$15,756	$239,056	$604,163
FY 2023 Total:	$340,008	$0	$85,002	$425,010
FY 2024 Total:	$340,008	$0	$85,002	$425,010
Cook STIP Total:	***$1,249,163***	***$15,862***	***$628,615***	***$1,893,640***
Crawford				
FY 2021 Total:	$69,610	$201	$61,186	$130,997
FY 2022 Total:	$75,765	$600	$71,565	$147,930
FY 2023 Total:	$99,032	$0	$24,758	$123,790
FY 2024 Total:	$102,152	$0	$25,538	$127,690
Crawford STIP Total:	***$346,559***	***$801***	***$183,047***	***$530,407***
Crisp				
FY 2021 Total:	$944,012	$177,141	$231,149	$1,352,302
FY 2022 Total:	$371,423	$16,278	$257,480	$645,180
FY 2023 Total:	$538,046	$40,000	$194,511	$772,557
FY 2024 Total:	$3,062,999	$671,238	$94,511	$3,828,749
Crisp STIP Total:	***$4,916,479***	***$904,657***	***$777,652***	***$6,598,787***
Dade				
FY 2021 Total:	$672,791	$135,470	$130,569	$938,830
FY 2022 Total:	$130,455	$0	$130,455	$260,910
FY 2023 Total:	$308,728	$25,000	$177,182	$510,910
FY 2024 Total:	$208,728	$0	$52,182	$260,910
Dade STIP Total:	***$1,320,702***	***$160,470***	***$490,388***	***$1,971,560***

	Federal$	*State$*	*Other$*	*Total$*
		Dawson		
FY 2021 Total:	$3,478,972	$842,638	$107,846	$4,429,456
FY 2022 Total:	$2,505,687	$593,235	$132,747	$3,231,669
FY 2023 Total:	$172,248	$0	$93,062	$265,310
FY 2024 Total:	$3,352,329	$795,020	$43,062	$4,190,411
Dawson STIP Total:	***$9,509,235***	***$2,230,893***	***$376,717***	***$12,116,846***
		Decatur		
FY 2021 Total:	$350,630	$305	$348,496	$699,430
FY 2022 Total:	$180,782	$5,596	$141,612	$327,990
FY 2023 Total:	$464,254	$0	$116,064	$580,318
FY 2024 Total:	$417,829	$0	$854,457	$1,272,286
Decatur STIP Total:	***$1,413,495***	***$5,901***	***$1,460,628***	***$2,880,024***
		Dodge		
FY 2021 Total:	$3,768,661	$922,347	$78,510	$4,769,518
FY 2022 Total:	$1,334,729	$305,252	$97,964	$1,737,945
FY 2023 Total:	$325,208	$50,000	$31,302	$406,510
FY 2024 Total:	$645,208	$130,000	$31,302	$806,510
Dodge STIP Total:	***$6,073,806***	***$1,407,599***	***$239,078***	***$7,720,483***
		Dooly		
FY 2021 Total:	$277,363	$169	$270,667	$548,199
FY 2022 Total:	$3,174,968	$680,132	$357,032	$4,212,133
FY 2023 Total:	$440,358	$0	$110,089	$550,447
FY 2024 Total:	$438,258	$0	$109,564	$547,822
Dooly STIP Total:	***$4,330,946***	***$680,301***	***$847,353***	***$5,858,601***
		Early		
FY 2021 Total:	$263,338	$274	$261,417	$525,030
FY 2022 Total:	$411,701	$63,326	$141,612	$616,638
FY 2023 Total:	$464,254	$0	$116,064	$580,318
FY 2024 Total:	$417,829	$0	$104,457	$522,286
Early STIP Total:	***$1,557,123***	***$63,600***	***$623,550***	***$2,244,272***
		Echols		
FY 2021 Total:	$108,658	$25,377	$6,620	$140,655
FY 2022 Total:	$7,419,675	$1,854,919	$0	$9,274,594
FY 2023 Total:	$200,000	$50,000	$0	$250,000
FY 2024 Total:	$120,000	$30,000	$150,000	$300,000
Echols STIP Total:	***$7,848,333***	***$1,960,296***	***$156,620***	***$9,965,249***
		Effingham		
FY 2021 Total:	$175,561	$9,767	$135,659	$320,987
FY 2022 Total:	$299,719	$29,461,510	$10,058,007	$39,819,236
FY 2023 Total:	$270,762	$0	$67,691	$338,453
FY 2024 Total:	$5,188,163	$1,229,350	$67,691	$6,485,204
Effingham STIP Total:	***$5,934,205***	***$30,700,627***	***$10,329,048***	***$46,963,880***

	Federal$	*State$*	*Other$*	*Total$*
		Elbert		
FY 2021 Total:	$210,404	$26,710	$102,631	$339,746
FY 2022 Total:	$2,973,583	$700,324	$155,572	$3,829,479
FY 2023 Total:	$163,714	$0	$90,928	$254,642
FY 2024 Total:	$3,037,374	$718,415	$40,928	$3,796,718
Elbert STIP Total:	***$6,385,075***	***$1,445,449***	***$390,060***	***$8,220,584***
		Emanuel		
FY 2021 Total:	$213,352	$52,974	$364	$266,690
FY 2022 Total:	$600,000	$150,000	$0	$750,000
FY 2023 Total:	$3,036,480	$759,120	$0	$3,795,600
FY 2024 Total:	$3,520,000	$880,000	$0	$4,400,000
Emanuel STIP Total:	***$7,369,832***	***$1,842,094***	***$364***	***$9,212,290***
		Evans		
FY 2021 Total:	$183,984	$45,887	$109	$229,980
FY 2022 Total:	$2,995,423	$748,856	$0	$3,744,278
Evans STIP Total:	***$3,179,407***	***$794,742***	***$109***	***$3,974,258***
		Fannin		
FY 2021 Total:	$112,431	$304	$110,304	$223,039
FY 2022 Total:	$4,371,724	$1,048,505	$170,526	$5,590,755
FY 2023 Total:	$2,055,270	$32,542,546	$169,000	$34,766,816
FY 2024 Total:	$176,000	$0	$44,000	$220,000
Fannin STIP Total:	***$6,715,425***	***$33,591,355***	***$493,830***	***$40,800,610***
		Franklin		
FY 2021 Total:	$14,490,880	$3,622,465	$2,787,575	$20,900,920
FY 2023 Total:	$2,950,637	$737,659	$50,000	$3,738,296
FY 2024 Total:	$400,000	$100,000	$0	$500,000
Franklin STIP Total:	***$17,841,517***	***$4,460,124***	***$2,837,575***	***$25,139,216***
		Gilmer		
FY 2021 Total:	$235,535	$31,042	$110,342	$376,919
FY 2022 Total:	$187,269	$2,392	$170,526	$360,187
FY 2023 Total:	$176,000	$0	$44,000	$220,000
FY 2024 Total:	$896,000	$180,000	$44,000	$1,120,000
Gilmer STIP Total:	***$1,494,805***	***$213,434***	***$368,868***	***$2,077,106***
		Glascock		
FY 2021 Total:	$38,362	$0	$38,362	$76,724
FY 2022 Total:	$47,930	$0	$47,930	$95,860
FY 2023 Total:	$61,379	$0	$15,345	$76,724
FY 2024 Total:	$61,379	$0	$15,345	$76,724
Glascock STIP Total:	***$209,050***	***$0***	***$116,982***	***$326,032***

	Federal$	*State$*	*Other$*	*Total$*
		Gordon		
FY 2021 Total:	$1,080,127	$242,266	$110,266	$1,432,659
FY 2022 Total:	$707,269	$1,524,086	$170,526	$2,401,882
FY 2023 Total:	$11,531,681	$2,838,920	$169,000	$14,539,601
FY 2024 Total:	$376,000	$253,579	$44,000	$673,579
Gordon STIP Total:	***$13,695,078***	***$4,858,852***	***$493,792***	***$19,047,721***
		Grady		
FY 2021 Total:	$234,078	$244	$232,371	$466,693
FY 2022 Total:	$361,565	$11,192	$283,223	$655,980
FY 2023 Total:	$232,127	$0	$58,032	$290,159
FY 2024 Total:	$417,829	$0	$104,457	$522,286
Grady STIP Total:	***$1,245,599***	***$11,436***	***$678,083***	***$1,935,118***
		Greene		
FY 2021 Total:	$119,391	$341	$117,001	$236,734
FY 2022 Total:	$669,586	$126,140	$134,603	$930,330
FY 2023 Total:	$186,656	$94,321,106	$46,664	$94,554,426
FY 2024 Total:	$395,456	$52,200	$46,664	$494,320
Greene STIP Total:	***$1,371,089***	***$94,499,788***	***$344,933***	***$96,215,810***
		Habersham		
FY 2021 Total:	$1,217,982	$291,355	$51,795	$1,561,132
FY 2022 Total:	$3,494,939	$1,358,371	$61,457	$4,914,767
FY 2023 Total:	$82,464	$0	$20,616	$103,080
FY 2024 Total:	$82,464	$0	$20,616	$103,080
Habersham STIP Total:	***$4,877,849***	***$1,649,726***	***$154,484***	***$6,682,059***
		Hancock		
FY 2021 Total:	$1,186,509	$283,600	$52,109	$1,522,218
FY 2022 Total:	$138,017	$5,252	$101,252	$244,521
FY 2023 Total:	$1,218,017	$275,252	$176,252	$1,669,521
FY 2024 Total:	$203,374	$30,000	$95,844	$329,218
Hancock STIP Total:	***$2,745,917***	***$594,104***	***$425,457***	***$3,765,478***
		Haralson		
FY 2021 Total:	$510,960	$100,228	$109,364	$720,551
FY 2022 Total:	$159,773	$5,252	$123,008	$288,033
FY 2023 Total:	$274,618	$25,000	$168,654	$468,272
FY 2024 Total:	$174,618	$0	$43,654	$218,272
Haralson STIP Total:	***$1,119,968***	***$130,480***	***$444,681***	***$1,695,128***
		Harris		
FY 2021 Total:	$11,188	$217	$2,580	$13,985
FY 2022 Total:	$3,851	$481	$481	$4,813
FY 2023 Total:	$10,500	$0	$2,625	$13,125
FY 2024 Total:	$609,450	$150,000	$2,362	$761,812
Harris STIP Total:	***$634,989***	***$150,699***	***$8,049***	***$793,736***

	Federal$	*State$*	*Other$*	*Total$*
		Hart		
FY 2021 Total:	$54,650	$223	$53,086	$107,959
FY 2022 Total:	$4,695,386	$1,153,572	$65,342	$5,914,300
FY 2023 Total:	$2,443,072	$589,623	$21,145	$3,053,841
FY 2024 Total:	$84,581	$0	$21,145	$105,726
Hart STIP Total:	***$7,277,689***	***$1,743,418***	***$160,719***	***$9,181,826***
		Heard		
FY 2021 Total:	$84,053	$347	$74,333	$158,733
FY 2022 Total:	$156,594	$10,824	$80,824	$248,242
FY 2023 Total:	$4,748,761	$1,158,568	$28,622	$5,935,952
FY 2024 Total:	$114,490	$0	$28,622	$143,112
Heard STIP Total:	***$5,103,898***	***$1,169,739***	***$212,402***	***$6,486,039***
		Irwin		
FY 2021 Total:	$549,146	$135,177	$2,619,768	$3,304,091
FY 2023 Total:	$120,000	$30,000	$75,000	$225,000
Irwin STIP Total:	***$669,146***	***$165,177***	***$2,694,768***	***$3,529,091***
		Jackson		
FY 2021 Total:	$64,065,361	$21,000,279	$63,405	$85,129,045
FY 2022 Total:	$1,882,571	$450,109	$66,378	$2,399,058
FY 2023 Total:	$5,745,979	$1,411,244	$25,250	$7,182,474
FY 2024 Total:	$301,002	$50,000	$25,250	$376,252
Jackson STIP Total:	***$71,994,912***	***$22,911,633***	***$180,284***	***$95,086,829***
		Jasper		
FY 2021 Total:	$802,483	$200,310	$310	$1,003,104
FY 2022 Total:	$136,000	$34,000	$0	$170,000
FY 2023 Total:	$200,000	$50,000	$250,000	$500,000
Jasper STIP Total:	***$1,138,483***	***$284,310***	***$250,310***	***$1,673,104***
		Jeff Davis		
FY 2021 Total:	$1,456	$182	$182	$1,820
Jeff Davis STIP Total:	***$1,456***	***$182***	***$182***	***$1,820***
		Jefferson		
FY 2021 Total:	$226,197	$26,000	$28,548,987	$28,801,184
FY 2022 Total:	$272,107	$10,140	$201,124	$483,372
FY 2023 Total:	$195,515	$0	$48,879	$244,394
FY 2024 Total:	$6,570,872	$1,593,839	$48,879	$8,213,590
Jefferson STIP Total:	***$7,264,691***	***$1,629,980***	***$28,847,869***	***$37,742,540***
		Jenkins		
FY 2021 Total:	$420,603	$100,000	$20,603	$541,206
FY 2022 Total:	$40,539	$0	$40,539	$81,078
FY 2023 Total:	$132,965	$25,000	$133,241	$291,206
FY 2024 Total:	$32,965	$0	$8,241	$41,206
Jenkins STIP Total:	***$627,072***	***$125,000***	***$202,624***	***$954,696***

	Federal$	*State$*	*Other$*	*Total$*
		Johnson		
FY 2021 Total:	$208,805	$52,056	$146	$261,006
FY 2023 Total:	$3,036,480	$759,120	$0	$3,795,600
FY 2024 Total:	$1,240,000	$310,000	$0	$1,550,000
Johnson STIP Total:	***$4,485,285***	***$1,121,176***	***$146***	***$5,606,606***
		Jones		
FY 2021 Total:	$1,714,636	$406,683	$78,588	$2,199,907
FY 2022 Total:	$94,711	$600	$90,511	$185,822
FY 2023 Total:	$231,173	$25,000	$157,793	$413,966
FY 2024 Total:	$215,493	$21,600	$32,273	$269,366
Jones STIP Total:	***$2,256,013***	***$453,883***	***$359,166***	***$3,069,061***
		Lamar		
FY 2021 Total:	$313,211	$65,231	$46,731	$425,173
FY 2022 Total:	$123,070	$3,903	$95,747	$222,721
FY 2023 Total:	$159,678	$10,000	$54,920	$224,598
FY 2024 Total:	$103,721	$0	$25,930	$129,652
Lamar STIP Total:	***$699,681***	***$79,135***	***$223,328***	***$1,002,144***
		Lanier		
FY 2021 Total:	$8,298	$71	$7,803	$16,171
Lanier STIP Total:	***$8,298***	***$71***	***$7,803***	***$16,171***
		Laurens		
FY 2021 Total:	$563,494	$1,847,879	$437	$2,411,810
FY 2022 Total:	$91,555	$22,889	$0	$114,444
FY 2024 Total:	$1,822,188	$455,547	$150,000	$2,427,735
Laurens STIP Total:	***$2,477,237***	***$2,326,315***	***$150,437***	***$4,953,989***
		Lee		
FY 2021 Total:	$204,575	$183	$203,294	$408,052
FY 2022 Total:	$361,565	$11,192	$283,223	$655,980
FY 2023 Total:	$232,127	$0	$58,032	$290,159
FY 2024 Total:	$324,978	$0	$81,244	$406,222
Lee STIP Total:	***$1,123,244***	***$11,375***	***$625,794***	***$1,760,413***
		Lincoln		
FY 2021 Total:	$37,927	$0	$37,927	$75,854
FY 2022 Total:	$145,590	$25,000	$45,590	$216,180
FY 2023 Total:	$260,683	$50,000	$15,171	$325,854
FY 2024 Total:	$260,683	$50,000	$15,171	$325,854
Lincoln STIP Total:	***$704,883***	***$125,000***	***$113,859***	***$943,742***
		Long		
FY 2021 Total:	$120,406	$243	$118,702	$239,351
FY 2022 Total:	$499,719	$62,641	$211,229	$773,589
FY 2023 Total:	$3,123,109	$713,087	$67,691	$3,903,886
FY 2024 Total:	$270,762	$0	$67,691	$338,453
Long STIP Total:	***$4,013,996***	***$775,971***	***$465,312***	***$5,255,280***

	Federal$	*State$*	*Other$*	*Total$*
		Lumpkin		
FY 2021 Total:	$3,320,692	$814,128	$63,412	$4,198,232
FY 2022 Total:	$760,380	$163,993	$86,852	$1,011,225
FY 2023 Total:	$201,051	$25,000	$150,263	$376,314
FY 2024 Total:	$101,051	$0	$25,263	$126,314
Lumpkin STIP Total:	***$4,383,174***	***$1,003,121***	***$325,790***	***$5,712,085***
		Macon		
FY 2021 Total:	$1,093,980	$246,193	$102,328	$1,442,501
FY 2022 Total:	$177,342	$5,733	$137,208	$320,284
FY 2023 Total:	$350,556	$45,000	$217,639	$613,195
FY 2024 Total:	$1,769,506	$400,000	$42,376	$2,211,882
Macon STIP Total:	***$3,391,384***	***$696,927***	***$499,552***	***$4,587,863***
		Madison		
FY 2021 Total:	$4,522,333	$1,130,335	$248	$5,652,916
FY 2023 Total:	$5,170,667	$1,292,667	$0	$6,463,334
FY 2024 Total:	$2,824,068	$706,017	$0	$3,530,085
Madison STIP Total:	***$12,517,068***	***$3,129,019***	***$248***	***$15,646,335***
		Marion		
FY 2021 Total:	$8,702	$169	$2,006	$10,877
FY 2022 Total:	$3,851	$481	$481	$4,813
FY 2023 Total:	$10,500	$0	$52,625	$63,125
FY 2024 Total:	$8,400	$0	$2,100	$10,500
Marion STIP Total:	***$31,452***	***$650***	***$57,213***	***$89,315***
		McDuffie		
FY 2021 Total:	$93,952	$0	$2,770,741	$2,864,693
FY 2022 Total:	$212,057	$10,140	$141,074	$363,272
FY 2023 Total:	$230,323	$20,000	$37,581	$287,904
FY 2024 Total:	$150,323	$0	$37,581	$187,904
McDuffie STIP Total:	***$686,656***	***$30,140***	***$2,986,977***	***$3,703,773***
		McIntosh		
FY 2021 Total:	$234,227	$348	$185,129	$419,704
FY 2022 Total:	$499,719	$62,641	$211,229	$773,589
FY 2023 Total:	$270,762	$0	$67,691	$338,453
FY 2024 Total:	$270,762	$0	$67,691	$338,453
McIntosh STIP Total:	***$1,275,470***	***$62,989***	***$531,739***	***$1,870,198***
		Meriwether		
FY 2021 Total:	$3,474,434	$834,060	$174,307	$4,482,801
FY 2022 Total:	$123,070	$3,903	$95,747	$222,721
FY 2023 Total:	$4,554,880	$1,112,790	$25,930	$5,693,600
FY 2024 Total:	$303,721	$50,000	$25,930	$379,652
Meriwether STIP Total:	***$8,456,106***	***$2,000,753***	***$321,915***	***$10,778,774***

	Federal$	*State$*	*Other$*	*Total$*
		Miller		
FY 2021 Total:	$146,299	$152	$145,232	$291,683
FY 2022 Total:	$361,565	$11,192	$283,223	$655,980
FY 2023 Total:	$464,254	$0	$116,064	$580,318
FY 2024 Total:	$417,829	$0	$104,457	$522,286
Miller STIP Total:	***$1,389,947***	***$11,344***	***$648,976***	***$2,050,267***
		Mitchell		
FY 2021 Total:	$803,338	$135,274	$261,417	$1,200,030
FY 2022 Total:	$361,565	$11,192	$283,223	$655,980
FY 2023 Total:	$584,254	$30,000	$191,064	$805,318
FY 2024 Total:	$417,829	$0	$104,457	$522,286
Mitchell STIP Total:	***$2,166,986***	***$176,466***	***$840,161***	***$3,183,613***
		Monroe		
FY 2021 Total:	$413,402	$600,245	$3,605	$1,017,252
FY 2022 Total:	$1,369,200	$66,600	$600	$1,436,400
FY 2023 Total:	$2,813,736	$25,000	$127,600	$2,966,336
FY 2024 Total:	$401,920	$98,400	$2,080	$502,400
Monroe STIP Total:	***$4,998,258***	***$790,245***	***$133,885***	***$5,922,388***
		Montgomery		
FY 2021 Total:	$1,165	$146	$146	$1,456
Montgomery STIP Total:	***$1,165***	***$146***	***$146***	***$1,456***
		Morgan		
FY 2021 Total:	$259,897	$310	$64,664	$324,872
FY 2022 Total:	$554,039	$84,000	$218,039	$856,078
FY 2023 Total:	$5,771,027	$1,378,403	$64,354	$7,213,783
FY 2024 Total:	$408,614	$37,800	$64,354	$510,768
Morgan STIP Total:	***$6,993,577***	***$1,500,513***	***$411,410***	***$8,905,501***
		Murray		
FY 2021 Total:	$112,127	$266	$110,266	$222,659
FY 2022 Total:	$1,659,269	$370,392	$170,526	$2,200,187
FY 2023 Total:	$656,000	$120,000	$44,000	$820,000
FY 2024 Total:	$777,600	$150,400	$44,000	$972,000
Murray STIP Total:	***$3,204,997***	***$641,058***	***$368,792***	***$4,214,847***
		Newton		
FY 2021 Total:	$8,567	$248	$6,829	$15,644
Newton STIP Total:	***$8,567***	***$248***	***$6,829***	***$15,644***

	Federal$	*State$*	*Other$*	*Total$*
		Oconee		
FY 2021 Total:	$1,241	$155	$800,155	$801,552
FY 2022 Total:	$376,764	$94,191	$0	$470,954
FY 2023 Total:	$0	$0	$200,000	$200,000
FY 2024 Total:	$3,562,368	$890,592	$600,000	$5,052,960
Oconee STIP Total:	***$3,940,373***	***$984,938***	***$1,600,155***	***$6,525,466***
		Oglethorpe		
FY 2021 Total:	$2,979	$372	$372	$3,724
Oglethorpe STIP Total:	***$2,979***	***$372***	***$372***	***$3,724***
		Peach		
FY 2021 Total:	$76,731	$89	$407,207	$484,028
FY 2022 Total:	$83,720	$600	$79,520	$163,840
FY 2023 Total:	$123,709	$0	$30,927	$154,636
FY 2024 Total:	$1,321,629	$300,000	$30,407	$1,652,036
Peach STIP Total:	***$1,605,789***	***$300,689***	***$548,062***	***$2,454,540***
		Pickens		
FY 2021 Total:	$287,520	$44,190	$110,190	$441,900
FY 2022 Total:	$1,267,269	$272,392	$170,526	$1,710,187
FY 2023 Total:	$176,000	$0	$44,000	$220,000
FY 2024 Total:	$176,000	$19,515,068	$44,000	$19,735,068
Pickens STIP Total:	***$1,906,789***	***$19,831,650***	***$368,716***	***$22,107,155***
		Pierce		
FY 2021 Total:	$303,193	$21,341	$217,402	$541,936
FY 2022 Total:	$207,017	$5,252	$170,252	$382,521
FY 2023 Total:	$335,246	$0	$83,812	$419,058
FY 2024 Total:	$167,623	$0	$41,906	$209,529
Pierce STIP Total:	***$1,013,079***	***$26,594***	***$513,372***	***$1,553,044***
		Pike		
FY 2021 Total:	$1,675,568	$404,266	$52,026	$2,131,860
FY 2022 Total:	$246,141	$7,807	$191,495	$445,442
FY 2023 Total:	$111,700	$0	$27,925	$139,625
FY 2024 Total:	$119,678	$0	$29,920	$149,598
Pike STIP Total:	***$2,153,087***	***$412,072***	***$301,365***	***$2,866,525***
		Polk		
FY 2021 Total:	$883,862	$213,280	$30,058	$1,127,199
FY 2022 Total:	$35,724	$0	$35,724	$71,448
FY 2023 Total:	$2,967,071	$729,836	$111,932	$3,808,839
FY 2024 Total:	$1,207,728	$290,000	$11,932	$1,509,660
Polk STIP Total:	***$5,094,385***	***$1,233,116***	***$189,646***	***$6,517,146***

	Federal$	*State$*	*Other$*	*Total$*
		Pulaski		
FY 2021 Total:	$178,434	$35,556	$30,281	$244,271
FY 2022 Total:	$41,682	$600	$37,482	$79,764
FY 2023 Total:	$55,688	$0	$13,922	$69,610
FY 2024 Total:	$5,433,696	$1,345,022	$13,402	$6,792,120
Pulaski STIP Total:	***$5,709,500***	***$1,381,178***	***$95,087***	***$7,185,765***
		Putnam		
FY 2021 Total:	$503,476	$100,223	$94,115	$697,814
FY 2022 Total:	$139,437	$600	$135,237	$275,274
FY 2023 Total:	$256,467	$25,000	$164,117	$445,584
FY 2024 Total:	$158,547	$0	$39,637	$198,184
Putnam STIP Total:	***$1,057,927***	***$125,823***	***$433,106***	***$1,616,856***
		Quitman		
FY 2021 Total:	$77,552	$72	$74,682	$152,307
FY 2022 Total:	$197,801	$587	$193,692	$392,080
FY 2023 Total:	$265,105	$0	$66,276	$331,382
FY 2024 Total:	$265,105	$0	$66,276	$331,382
Quitman STIP Total:	***$805,563***	***$659***	***$400,927***	***$1,207,150***
		Rabun		
FY 2021 Total:	$1,287,524	$301,471	$80,586	$1,669,581
FY 2022 Total:	$60,604,686	$15,115,159	$128,295	$75,848,139
FY 2023 Total:	$128,376	$0	$32,094	$160,470
FY 2024 Total:	$128,376	$0	$32,094	$160,470
Rabun STIP Total:	***$62,148,961***	***$15,416,630***	***$273,069***	***$77,838,660***
		Randolph		
FY 2021 Total:	$291,726	$20,193	$204,075	$515,994
FY 2022 Total:	$207,529	$1,071	$200,029	$408,629
FY 2023 Total:	$2,481,386	$554,070	$66,276	$3,101,732
FY 2024 Total:	$265,105	$0	$66,276	$331,382
Randolph STIP Total:	***$3,245,746***	***$575,335***	***$536,656***	***$4,357,737***
		Schley		
FY 2021 Total:	$55,729	$13,072	$860	$69,662
FY 2022 Total:	$3,851	$481	$481	$4,813
FY 2023 Total:	$5,250	$0	$1,312	$6,562
FY 2024 Total:	$1,616,400	$402,000	$2,100	$2,020,500
Schley STIP Total:	***$1,681,230***	***$415,554***	***$4,754***	***$2,101,537***
		Screven		
FY 2021 Total:	$1,249,209	$1,615,382	$186,532	$3,051,124
FY 2022 Total:	$899,719	$162,641	$211,229	$1,273,589
FY 2023 Total:	$470,762	$50,000	$192,691	$713,453
FY 2024 Total:	$870,762	$150,000	$67,691	$1,088,453
Screven STIP Total:	***$3,490,453***	***$1,978,024***	***$658,142***	***$6,126,618***

	Federal$	*State$*	*Other$*	*Total$*
		Seminole		
FY 2021 Total:	$146,055	$122	$2,156,924	$2,303,101
FY 2022 Total:	$361,565	$11,192	$283,223	$655,980
FY 2023 Total:	$464,254	$0	$116,064	$580,318
FY 2024 Total:	$417,829	$0	$104,457	$522,286
Seminole STIP Total:	***$1,389,703***	***$11,314***	***$2,660,668***	***$4,061,684***
		Spalding		
FY 2021 Total:	$1,088,411	$1,659,031	$46,731	$2,794,173
FY 2022 Total:	$246,141	$7,807	$191,495	$445,442
FY 2023 Total:	$207,550	$10,000	$66,887	$284,437
FY 2024 Total:	$159,571	$0	$39,893	$199,464
Spalding STIP Total:	***$1,701,673***	***$1,676,838***	***$345,006***	***$3,723,516***
		Stephens		
FY 2021 Total:	$1,276	$160	$3,468,997	$3,470,433
Stephens STIP Total:	***$1,276***	***$160***	***$3,468,997***	***$3,470,433***
		Stewart		
FY 2021 Total:	$227,734	$217	$219,126	$447,077
FY 2022 Total:	$201,651	$1,068	$194,174	$396,893
FY 2023 Total:	$272,980	$0	$68,245	$341,224
FY 2024 Total:	$276,130	$0	$69,032	$345,162
Stewart STIP Total:	***$978,495***	***$1,285***	***$550,577***	***$1,530,357***
		Sumter		
FY 2021 Total:	$770,528	$171,617	$76,320	$1,018,465
FY 2022 Total:	$213,366	$481	$209,996	$423,843
FY 2023 Total:	$1,632,032	$377,724	$80,284	$2,090,040
FY 2024 Total:	$121,134	$0	$30,284	$151,418
Sumter STIP Total:	***$2,737,060***	***$549,823***	***$396,883***	***$3,683,766***
		Talbot		
FY 2021 Total:	$615,328	$99,593	$210,076	$924,997
FY 2022 Total:	$768,427	$136,053	$206,053	$1,110,534
FY 2023 Total:	$4,311,864	$994,065	$83,901	$5,389,831
FY 2024 Total:	$3,343,831	$752,319	$83,638	$4,179,788
Talbot STIP Total:	***$9,039,450***	***$1,982,031***	***$583,668***	***$11,605,150***
		Taliaferro		
FY 2021 Total:	$27,560	$0	$27,560	$55,120
FY 2022 Total:	$31,775	$0	$31,775	$63,550
FY 2023 Total:	$44,096	$0	$11,024	$55,120
FY 2024 Total:	$44,096	$0	$11,024	$55,120
Taliaferro STIP Total:	***$147,527***	***$0***	***$81,383***	***$228,910***

	Federal$	*State$*	*Other$*	*Total$*
		Tattnall		
FY 2021 Total:	$402,038	$100,255	$255	$502,548
FY 2022 Total:	$956,000	$239,000	$0	$1,195,000
FY 2023 Total:	$5,700,892	$1,425,223	$0	$7,126,115
Tattnall STIP Total:	***$7,058,930***	***$1,764,478***	***$255***	***$8,823,663***
		Taylor		
FY 2021 Total:	$957,981	$200,169	$151,285	$1,309,435
FY 2022 Total:	$634,838	$106,855	$186,855	$928,547
FY 2023 Total:	$440,946	$50,000	$310,237	$801,183
FY 2024 Total:	$2,240,946	$500,000	$60,237	$2,801,183
Taylor STIP Total:	***$4,274,711***	***$857,024***	***$708,613***	***$5,840,349***
		Telfair		
FY 2021 Total:	$61,354	$218	$59,825	$121,398
FY 2022 Total:	$68,573	$0	$68,573	$137,146
FY 2023 Total:	$95,371	$0	$23,843	$119,214
FY 2024 Total:	$95,371	$0	$23,843	$119,214
Telfair STIP Total:	***$320,669***	***$218***	***$176,084***	***$496,972***
		Terrell		
FY 2021 Total:	$175,559	$183	$174,278	$350,020
FY 2022 Total:	$361,565	$11,192	$283,223	$655,980
FY 2023 Total:	$232,127	$0	$58,032	$290,159
FY 2024 Total:	$185,702	$0	$46,425	$232,127
Terrell STIP Total:	***$954,952***	***$11,375***	***$561,959***	***$1,528,286***
		Thomas		
FY 2021 Total:	$515,770	$274	$513,849	$1,029,894
FY 2022 Total:	$520,480	$0	$520,480	$1,040,960
FY 2023 Total:	$1,181,720	$90,000	$430,430	$1,702,150
FY 2024 Total:	$821,720	$0	$205,430	$1,027,150
Thomas STIP Total:	***$3,039,690***	***$90,274***	***$1,670,189***	***$4,800,154***
		Tift		
FY 2021 Total:	$125,417	$106	$2,634,107	$2,759,630
FY 2022 Total:	$82,560	$320	$80,320	$163,200
FY 2023 Total:	$186,938	$0	$46,734	$233,672
FY 2024 Total:	$186,938	$0	$46,734	$233,672
Tift STIP Total:	***$581,852***	***$426***	***$2,807,896***	***$3,390,174***
		Toombs		
FY 2021 Total:	$1,456	$18,542,463	$182	$18,544,101
Toombs STIP Total:	***$1,456***	***$18,542,463***	***$182***	***$18,544,101***

	Federal$	*State$*	*Other$*	*Total$*
		Towns		
FY 2021 Total:	$444,611	$100,160	$43,495	$588,265
FY 2022 Total:	$27,480,490	$5,252	$54,952	$27,540,694
FY 2023 Total:	$169,336	$25,000	$142,334	$336,670
FY 2024 Total:	$69,336	$0	$17,334	$86,670
Towns STIP Total:	***$28,163,773***	***$130,412***	***$258,115***	***$28,552,299***
		Treutlen		
FY 2021 Total:	$873	$109	$109	$1,092
Treutlen STIP Total:	***$873***	***$109***	***$109***	***$1,092***
		Troup		
FY 2021 Total:	$6,859,817	$1,689,149	$91,187	$8,640,154
FY 2022 Total:	$5,756,585	$14,947,253	$258,615	$20,962,454
FY 2023 Total:	$139,482	$0	$34,870	$174,352
FY 2024 Total:	$139,482	$0	$34,870	$174,352
Troup STIP Total:	***$12,895,366***	***$16,636,402***	***$419,543***	***$29,951,311***
		Turner		
FY 2021 Total:	$72,938	$141	$71,948	$145,027
FY 2022 Total:	$180,376	$10,824	$104,606	$295,806
FY 2023 Total:	$304,581	$50,000	$26,145	$380,726
FY 2024 Total:	$104,581	$2,000,000	$26,145	$2,130,726
Turner STIP Total:	***$662,475***	***$2,060,966***	***$228,844***	***$2,952,285***
		Twiggs		
FY 2021 Total:	$65,581	$223	$56,220	$122,024
FY 2022 Total:	$22,070,044	$24,803,113	$65,844	$46,939,001
FY 2023 Total:	$95,835	$0	$23,959	$119,794
FY 2024 Total:	$99,995	$0	$24,999	$124,994
Twiggs STIP Total:	***$22,331,455***	***$24,803,336***	***$171,022***	***$47,305,813***
		Union		
FY 2021 Total:	$3,148,034	$778,981	$31,247	$3,958,262
FY 2022 Total:	$77,998,763	$0	$46,102	$78,044,865
FY 2023 Total:	$149,536	$25,000	$137,384	$311,920
FY 2024 Total:	$49,536	$0	$12,384	$61,920
Union STIP Total:	***$81,345,869***	***$803,981***	***$227,117***	***$82,376,967***
		Upson		
FY 2021 Total:	$249,485	$40,586	$77,885	$367,955
FY 2022 Total:	$723,070	$153,903	$95,747	$972,721
FY 2023 Total:	$79,786	$0	$19,946	$99,732
FY 2024 Total:	$2,055,743	$3,807,028	$23,936	$5,886,707
Upson STIP Total:	***$3,108,083***	***$4,001,517***	***$217,514***	***$7,327,115***

	Federal$	*State$*	*Other$*	*Total$*
		Walker		
FY 2021 Total:	$330,854	$110,342	$328,461	$769,657
FY 2022 Total:	$502,586	$1,806,935	$349,927	$2,659,449
FY 2023 Total:	$524,990	$0	$131,248	$656,238
FY 2024 Total:	$524,990	$0	$131,248	$656,238
Walker STIP Total:	***$1,883,421***	***$1,917,277***	***$940,884***	***$4,741,582***
		Walton		
FY 2021 Total:	$234,363	$50,279	$1,140,808	$1,425,450
FY 2022 Total:	$241,331	$24,818,186	$1,736,584	$26,796,101
FY 2023 Total:	$61,934	$0	$15,484	$77,418
FY 2024 Total:	$1,738,343	$419,102	$15,484	$2,172,928
Walton STIP Total:	***$2,275,972***	***$25,287,567***	***$2,908,359***	***$30,471,897***
		Ware		
FY 2021 Total:	$139,560	$389	$636,837	$776,786
FY 2022 Total:	$189,517	$5,252	$652,752	$847,521
FY 2023 Total:	$10,294,720	$7,522,194	$2,701,486	$20,518,400
FY 2024 Total:	$205,946	$0	$51,486	$257,432
Ware STIP Total:	***$10,829,742***	***$7,527,835***	***$4,042,562***	***$22,400,139***
		Warren		
FY 2021 Total:	$3,508,446	$866,038	$44,296	$4,418,780
FY 2022 Total:	$53,713	$0	$1,037,713	$1,091,426
FY 2023 Total:	$2,663,730	$298,614	$6,649,318	$9,611,663
FY 2024 Total:	$70,874	$0	$17,718	$88,592
Warren STIP Total:	***$6,296,763***	***$1,164,652***	***$7,749,046***	***$15,210,460***
		Wayne		
FY 2021 Total:	$1,401,142	$265,328	$1,237,239	$2,903,709
FY 2022 Total:	$497,616	$67,121	$177,585	$742,323
FY 2023 Total:	$365,704	$50,000	$166,426	$582,130
FY 2024 Total:	$5,585,723	$1,355,005	$41,426	$6,982,154
Wayne STIP Total:	***$7,850,185***	***$1,737,454***	***$1,622,677***	***$11,210,316***
		Webster		
FY 2021 Total:	$4,972	$97	$1,147	$6,216
FY 2022 Total:	$7,701	$963	$963	$9,626
FY 2023 Total:	$3,295,606	$823,376	$525	$4,119,507
FY 2024 Total:	$1,050	$0	$262	$1,312
Webster STIP Total:	***$3,309,329***	***$824,436***	***$2,897***	***$4,136,661***
		Wheeler		
FY 2021 Total:	$77,672	$146	$76,653	$154,470
FY 2022 Total:	$89,097	$0	$89,097	$178,194
FY 2023 Total:	$122,411	$0	$30,603	$153,014
FY 2024 Total:	$122,411	$0	$30,603	$153,014
Wheeler STIP Total:	***$411,591***	***$146***	***$226,955***	***$638,692***

	Federal$	*State$*	*Other$*	*Total$*
		White		
FY 2021 Total:	$541,787	$1,149,723	$223	$1,691,733
FY 2023 Total:	$120,000	$30,000	$75,000	$225,000
White STIP Total:	***$661,787***	***$1,179,723***	***$75,223***	***$1,916,733***
		Wilcox		
FY 2021 Total:	$78,330	$218	$76,801	$155,350
FY 2022 Total:	$218,069	$10,824	$142,299	$371,192
FY 2023 Total:	$122,533	$0	$30,633	$153,166
FY 2024 Total:	$122,533	$0	$30,633	$153,166
Wilcox STIP Total:	***$541,464***	***$11,043***	***$280,367***	***$832,874***
		Wilkes		
FY 2021 Total:	$624,622	$135,000	$84,622	$844,244
FY 2022 Total:	$145,896	$5,252	$109,131	$260,279
FY 2023 Total:	$575,395	$110,000	$108,849	$794,244
FY 2024 Total:	$435,395	$9,843,000	$33,849	$10,312,244
Wilkes STIP Total:	***$1,781,308***	***$10,093,252***	***$336,451***	***$12,211,011***
		Wilkinson		
FY 2021 Total:	$5,830,376	$1,431,183	$94,636	$7,356,194
FY 2022 Total:	$109,096	$600	$229,896	$339,592
FY 2023 Total:	$975,946	$205,000	$38,986	$1,219,932
FY 2024 Total:	$475,946	$80,000	$38,986	$594,932
Wilkinson STIP Total:	***$7,391,363***	***$1,716,783***	***$402,505***	***$9,510,650***
		Worth		
FY 2021 Total:	$870,630	$380,305	$348,496	$1,599,430
FY 2022 Total:	$361,565	$29,887,544	$283,223	$30,532,332
FY 2023 Total:	$312,127	$36,744,464	$108,032	$37,164,623
FY 2024 Total:	$139,276	$48,500	$34,819	$222,595
Worth STIP Total:	***$1,683,598***	***$67,060,813***	***$774,570***	***$69,518,980***
STIP Grand Total:	***$3,230,489,478***	***$1,243,265,548***	***$155,773,818***	***$4,629,528,844***

Note: Cost estimates in this section show only the county's portion of the project; If the totals are different from the list above it is an indication that the project is in multiple counties.

Apéndice A

Glosario

Glosario

Reparto proporcional
La participación justa de cada estado en el Fondo de Fideicomiso Vial.

ATMS
Advanced Transportation Management System (Sistema Avanzado de Gestión de Transporte): un sistema computarizado que integra funciones de gestión de datos, voz y video para recopilar información sobre la infraestructura de transporte y análisis de desempeño, y que respalda decisiones tomadas sobre la gestión de tráfico, basándose en información en tiempo real.

Autoridad de gasto federal disponible
La autoridad para hacer gastos de una fuente de fondos particular, por un periodo especificado, hasta un nivel establecido, provisto con la fijación de una cuota de adjudicación.

BUILD
Better Utilizing Investments to Leverage Development (Mejor utilización de inversiones para aprovechar el desarrollo): un programa de subsidios discrecionales para el transporte que brinda la oportunidad de invertir en proyectos portuarios, ferroviarios y viales, comprometidos con el logro de las metas nacionales. Se lo conocía antes como Inversiones de Transporte que Crean una Recuperación Económica (*Previously known as Transportation Investment Generating Economic Recovery, TIGER*) o subsidios discrecionales TIGER.

CMAQ
Congestion Mitigation and Air Quality Improvement Program (Programa para la Mejora de la Calidad del Aire y la Mitigación de la Congestión Vehicular): dirige fondos principalmente a áreas que no han alcanzado ciertos niveles de calidad del aire. Los proyectos auspiciados en este programa incluyen mejoras del transporte público y carriles para vehículos con varios pasajeros.

Corredor
Un área normalmente lineal, definida por una o más modalidades de transporte, como por ejemplo carreteras,
ferrocarriles o tránsito público, que compare un curso común.

CST
Construcción: la fase de un proyecto que incluye su construcción real.

Incentivos de estados donantes
Los estados donantes son aquellos que contribuyen más al Fondo de Fideicomiso Vial que lo que reciben a cambio en concepto de programas viales con asistencia federal. Estos estados reciben una cantidad predeterminada según la comparación de una proyección de todos los pagos al Fondo de Fideicomiso Vial y la cantidad recibida en distribuciones de asistencia federal. Comenzando por el estado con el retorno más bajo, se lleva a los estados hasta el nivel de retorno para aquellos con el nivel más alto siguiente de retorno hasta agotar los fondos disponibles.

Justicia Ambiental (JA)
El tratamiento justo y la participación significativa de todas las personas, cualquiera sea su raza, color de piel, nacionalidad, o ingresos, respecto del desarrollo, la implementación y el cumplimiento de las leyes, regulaciones y políticas ambientales.

FAST
Fixing America's Surface Transportation Act, FAST (Ley para la Mejora del Transporte Terrestre de Estados Unidos): el proyecto de ley de transporte federal más reciente, aprobado por el Congreso en diciembre de 2015, que autoriza programas federales de transporte terrestre para carreteras, seguridad en las carreteras, tránsito y ferrocarriles para el periodo quinquenal de 2016 a 2020.

Participación FED
Participación federal, es decir, la porción de financiamiento que se pagará con fondos federales.

Austeridad fiscal
Demostrar que se cuenta con suficiente información financiera para confirmar que los proyectos y programas se pueden implementar usando fuentes de ingresos disponibles o comprometidas, con una garantía razonable de que el sistema de transporte respaldado federalmente es operado y mantenido de manera adecuada.

FLAP
Federal Lands Access Program (Programa de Acceso a Tierras Públicas): provee fondos para proyectos en
Servicios de Transporte para el Acceso a Tierras Federales, ubicados en Tierras Federales o adyacentes a estas que brindan acceso a Tierras Federales.

Carga
Bienes llevados o transportados por camión, tren, avión o barco.

GARVEE
Grant Anticipation Revenue Vehicle (instrumento para el financiamiento de deuda): son bonos emitidos contra
fondos federales previstos para acelerar la construcción del “Programa de Mejoras Viales del Gobernador”.

Participación GA
La participación de Georgia, es decir, la porción del financiamiento que se pagará con fondos estatales.

GRVA
Anticipo GARVEE: financiamiento por adelantado para pagar proyectos del “Programa de Mejoras Viales del
Gobernador” con el bono GARVEE, antes de convertirse en financiamiento de asistencia federal regular.

GRVC
Convertido en GARVEE: financiamiento para devolver el bono GARVEE.

HPP
High Priority Project (Proyecto de alta prioridad): los fondos son autorizados por el Congreso y destinados a
proyectos específicos.

Fondo de fideicomiso vial
Una cuenta federal abierta por ley para conservar los recibos cobrados por el gobierno, designados para programas viales y una porción del programa de transporte público; respaldada por el impuesto a la gasolina federal y otros impuestos al consumidor.

HSIP
Highway Safety Improvement Program (Programa de Mejora de la Seguridad Vial): un programa para lograr una reducción significativa en la cantidad de víctimas fatales de tránsito y lesiones graves en todas las carreteras públicas. Los proyectos de seguridad incluyen la Eliminación de Peligros, Cruces de Ferrocarril y Dispositivos Protectores Ferroviarios.

LCI
Liveable Centers Initiative (Iniciativa de Centros Habitables): un programa de subsidios, supervisado por la Comisión Regional de Atlanta (*Atlanta Regional Commission*), que alienta que ciudades y comunidades en la región de Atlanta formule estrategias que conecten a los residentes con actividades para salir de compras, cenar y entretenerse, usando bicisendas y aceras.

Carril de acceso controlado
Un tipo de carril de carretera que es operado mediante un plan de manejo, por ejemplo, restricciones para usar el carril o un peaje variable, con el fin de optimizar el flujo de tráfico, la capacidad de vehículos, o ambos.

MPO
Metropolitan Planning Organization (Organización de Planificación Metropolitana): la entidad responsable de la planificación de transporte en áreas urbanizadas, con poblaciones mayores a 50 000 habitantes, que debe formular programas y planes de transporte, de acuerdo con las regulaciones federales, y que es responsable de crear el Programa de Mejora del Transporte (TIP). Hay 16 áreas urbanizadas clasificadas como MPO en Georgia: Albany, Athens, Atlanta, Augusta, Brunswick, Cartersville, Chattanooga, Columbus, Dalton, Gainesville, Hinesville, Macon, Rome, Savannah, Valdosta y Warner Robins.

Programa de carga vial nacional
Es un programa sancionado por la Ley FAST para mejorar el movimiento eficiente de carga en la Red de Carga Vial Nacional (NHFN).

NEPA
National Environmental Policy Act (Ley de Política Ambiental Nacional) de 1969: establece que el gobierno federal debe emplear todas las medidas y medios prácticos para proteger valores ambientales y que la protección ambiental debe formar parte de la función de cada organismo y departamento federal.

NHPP
National Highway Performance Program (Programa Nacional para el Rendimiento Vial): respalda el estado y el rendimiento del Sistema Vial Nacional (NHS, en inglés) para la construcción de carreteras nuevas en el NHS y para garantizar que las inversiones de fondos de asistencia federal en la construcción de carreteras sean destinadas a apoyar el progreso alcanzado en las metas de rendimiento, establecidas en un plan estatal de gestión de activos para el NHS.

NHS
National Highway System (Sistema Vial Nacional): consiste principalmente en las carreteras principales
interestatales y otras. Incluye todas las arterias principales urbanas y rurales.

Áreas de incumplimiento
Las áreas que no alcanzan los niveles nacionales de calidad del aire, establecidos por la Agencia

de Protección Ambiental de los Estados Unidos.

Tope máximo
La cantidad máxima que se espera que un estado recibirá del Fondo de Fideicomiso Vial.

Participación OTH
Otra participación: la porción de financiamiento que se pagará con fondos distintos de los federales o estatales; en general, es provista por los gobiernos locales.

PE
Ingeniería preliminar: la fase de un proyecto que incluye el desarrollo del concepto, la prospección, la documentación ambiental y los planos de diseño.

RTP
Recreational Trails Program (Programa de Senderos Recreativos): este programa, administrado por la Administración Federal de Carreteras (*Federal Highway Administration*, FHWA), provee fondos a los estados para construir y mantener senderos para la recreación e instalaciones afines, para su uso por conductores y peatones.

ROW
Servidumbre de paso: la fase de un proyecto que incluye la adquisición de las propiedades necesarias para la construcción del proyecto.

Programa de rutas panorámicas
Este programa, administrado por GDOT, designa y supervisa 15 corredores viales de carreteras en Georgia que tienen una importancia cultural en zonas locales.

SCP
Definición del alcance; el paso inicial en el proceso de desarrollo del proyecto. Después de que el patrocinador define el propósito y la necesidad del proyecto y determina las fuentes de financiamiento, se asignará un Gerente de Proyectos.

Limitación especial de la ruta de los Apalaches
El Sistema Vial de Desarrollo de los Apalaches (*Appalachian Development Highway System*, ADHS) forma parte de la Comisión Regional de los Apalaches en los Estados Unidos. Está formado por una serie de corredores viales de carreteras en la región de los Apalaches en el este de los Estados Unidos. Las rutas están designadas como rutas regionales y locales para mejorar el desarrollo económico en esta región históricamente aislada. Fue establecido como parte de la Ley para el Desarrollo Regional de los Apalaches (*Appalachian Regional Development Act*) de 1965, y ha sido complementada reiteradas veces por diversas medidas regulativas y legislativas estatales y federales.

Adjudicación (después de una licitación) de fondos estatales
Proyectos financiados con fondos estatales.

Sistema vial estatal
La red de carreteras mantenidas por un estado, incluidos la construcción de carreteras y puentes, el mantenimiento, la rehabilitación y la restauración. Hay aproximadamente 17 911 millas de carreteras estatales en Georgia, que conforman el 14% de la totalidad del sistema vial público en el estado.

STP
Surface Transportation Program (Programa de Transporte Terrestre): la categoría de financiamiento

federal que provee fondos para proyectos en cualquier carretera con asistencia federal, entre ellos, el NHS, proyectos de puentes en cualquier carretera pública, proyectos de capital de tránsito y servicios y terminales de autobuses públicos.

TAP
Transportation Alternatives Program (Programa de Alternativas de Transporte): el financiamiento de programas y proyectos definidos como alternativas de transporte, entre ellos, servicios para ciclistas y peatones por carretera y en todo terreno; proyectos de infraestructura para mejorar el acceso de personas (que no sean conductores) al transporte público y una movilidad mejorada; actividades de mejora comunitarias, tales como preservación histórica y manejo de la vegetación, y mitigación ambiental relacionada con aguas pluviales y conectividad del hábitat; proyectos de senderos recreativos; proyectos para habilitar rutas seguras para escuelas; y proyectos para la planificación, el diseño o la construcción de avenidas u otras calles que se encuentren en gran parte en la servidumbre de paso de antiguas calles divididas.

TE
Transportation Enhancement Activities (Actividades para la Mejora del Transporte): este programa, reemplazado por TAP mediante MAP-21, ofrecía oportunidades de financiamiento para contribuir a expandir opciones de transporte y mejorar la experiencia de transporte a través de 12 actividades de TE elegibles, relacionadas con el transporte terrestre, incluida infraestructura y programas de protección personal para peatones y ciclistas, programas de rutas históricas y panorámicas, paisajismo y embellecimiento panorámico, preservación histórica y mitigación ambiental.

TIA
Transportation Investment Act (Ley de Inversiones en Transporte): un impuesto a la venta del uno por ciento, sancionado en tres regiones en 2012 por un periodo de diez años para financiar mejoras de transporte. El Departamento de Transporte de Georgia es responsable de gestionar el presupuesto, el calendario, la ejecución y la entrega de todos los proyectos incluidos en las Listas de Inversiones Aprobadas.

TIP
Transportation Improvement Program (Programa de Mejoras de Transporte): en áreas metropolitanas con más de 50 000 habitantes, es un programa de proyectos de transporte financiados con fondos federales, cuya realización es propuesta en los primeros tres años de su adopción por una MPO. Estos programas están incorporados en el STIP, del modo adoptado por los gobiernos respectivos y aprobado por el gobernador, sin cambio alguno.

UTL
Servicios públicos; la fase de un proyecto que consiste en la reubicación de líneas de servicios públicos (como electricidad, gasoductos y cañerías de agua) para acomodar un proyecto en construcción.

TIPO DE TRABAJO
Categoría de Proyecto y Fuente de Financiamiento

ATM/ITS
Sistema de Transporte Inteligente/Sistema Avanzado de Gestión de Transporte: el trabajo relacionado con el sistema de transporte computarizado que respalda las decisiones tomadas en la gestión de tráfico, conocido comúnmente como sistema NAVIGATOR.

Servicios para ciclistas y peatones
En general, senderos para ciclistas y peatones, financiados por medio de un proyecto de Alternativas de Transporte (TAP).

Puentes
Una suma global para el financiamiento identificado para el mantenimiento o el pintado de puentes.

Pintado de puentes
Una suma global para pintar puentes.

Rehabilitación de puentes
Todo trabajo que mejora o ensancha un puente existente.

Capital
Financiamiento identificado para la compra de insumos relacionados con el tránsito.

Preservación histórica
La restauración o habilitación de estructuras históricas que están vinculadas directamente con el sistema de transporte; financiada como parte de un proyecto de Actividades de Mejora de Transporte (TEA).

Cruce
Todo trabajo realizado en un cruce de calles.

Mejora de intersecciones
Todo trabajo que mejora una intersección existente.

Paisajismo
La compra o instalación de arbustos, plantas, árboles, etc.

Iluminación
Una suma global para el financiamiento de la compra o instalación de luces a lo largo de una carretera del Sistema Vial Nacional.

Mejoras varias
Identificadas para diversos proyectos que no están comprendidos necesariamente en una categoría común.

Construcción nueva
Construcción de carreteras nuevas en un lugar nuevo.

Operativo
Financiamiento identificado para la operación de sistemas de tránsito.

Carriles de adelantamiento
Carriles de adelantamiento agregados a una carretera existente.

Ingeniería preliminar
La fase de diseño de un proyecto.

Rampa
Todo trabajo de construcción en una rampa en un cruce.

Realineación
Las mejoras hechas a la geometría de una carretera.

Reemplazo de puente
La construcción de un puente nuevo para reemplazar uno existente.

Área de descanso
La construcción de áreas de descanso a lo largo de rutas estatales (interestatales).

Repavimentación y mantenimiento
La repavimentación de una carretera y mejoras menores.

Cruce de ferrocarril
Las mejoras hechas a cruces de ferrocarriles y carreteras, por ejemplo, la instalación de barreras, campanas, luces, o las mejoras del cruce mismo.

Seguridad
Todo trabajo destinado a reducir accidentes.

Trabajo en cunetas
La mejora o el ensanchamiento de cunetas en una carretera.

Aceras
La instalación de aceras.

Señales de tránsito
La instalación o mejora de dichas señales.

Señalización
La fabricación o instalación de señales de tránsito.

Estudios especiales
Una suma global para el financiamiento de estudios de planificación y gestión.

Carriles de giro
La adición de carriles de giro en intersecciones.

Mitigación de contaminación de agua
Una suma global para el financiamiento de la mitigación de sitios de humedales, capturados por la construcción vial.

Estación de pesaje
La construcción o rehabilitación de estaciones de pesaje de camiones.

Ensanchamiento
La adición de más carriles de desplazamiento a una carretera.

Apéndice B

Lista de proyectos de conversiones de AC

1/6/2021

GARVEE Bond AC Projects to be Converted under PI# 0015480, 0017131 & 0017470

PI #	Primary County	Work Type	Description
0001757	Fulton	Managed Lanes	SR 400 FM N SPRINGS MARTA STATION TO MCFARLAND RD-EXPRESS LN
0001758	Fulton	Managed Lanes	I-285 FM PACES FERRY TO HENDERSON MILL;INC SR 400-EXPRESS LN

1/6/2021

Regular AC Projects to be Converted

PI #	*Primary County*	*Work Type*	*Description*
0000304	Towns	Bridges	SR 66 @ BRASSTOWN CREEK 0.5 MI NW OF YOUNG HARRIS
0000805	Crisp	Interchange	I-75 FM SR 159 NEAR ASHBURN TO SR 300/CRISP COUNTY - PH II
0001572	Worth	Turn Lanes	SR 300/US 19 MEDIAN TURN LANES FROM DOUGHERTY CO TO WARWICK
0002626	Bartow	Interchange	SR 3/US 41 AND SR 61/US 411 INTERCHANGE RECONSTRUCTION
0004403	Cobb	Interchange	SR 3 CONN @ SR 120 ALT - GRTA
0004648	Rockdale	Intersection Improvement	CR 104/LENORA CHURCH ROAD @ PLEASANT HILL ROAD - GRTA
0004650	Rockdale	Intersection Improvement	CR 666/SIGMAN ROAD @ CR 157/GEES MILL ROAD - GRTA
0006901	Douglas	Roadway Project	SR 92 RELOC FROM PINE DRIVE TO COOPER STREET RELOC - PH II
0006932	Rockdale	Roundabout	CR 57/KLONDIKE ROAD @ CR 62/MCDANIEL MILL ROAD/HURST ROAD
0007047	Murray	Bridges	SR 52 ALT @ TOWN BRANCH
0007154	Baker	Bridges	SR 216 @ ICHAWAYNOCHAWAY CREEK
0007414	Camden	Widening	CR 90/COLERAIN ROAD FM W OF I-95 TO E OF KINGS BAY ROAD
0008344	Clayton	Rail Projects	CENTRAL GEORGIA RAILROAD FM BATTLE CREEK RD TO MT ZION RD
0008358	Chatham	Interchange	I-516 @ CS 1503/DERENNE AVE
0008600	Harris	Bridges	CR 386/FORTSON ROAD @ STANDING BOY CREEK
0008601	Bartow	Bridges	CR 628/EUHARLEE ROAD @ ETOWAH RIVER IN EUHARLEE
0009062	Glynn	TE-Bike/Ped Facility	GLYNCO PKWY FROM GATEWAY CENTER BLVD TO CHARING CROSS ROAD
0009089	Haralson	TE-Bike/Ped Facility	TALLAPOOSA STREETSCAPE - PHASE III
0009395	Fulton	Bicycle/Ped. Facility	BELT LINE CORRIDOR FM LINDBERGH CENTER TO 10TH ST/MONROE DR
0009551	Appling	Preliminary Engineering	QUALITY ASSURANCE REVIEW ON EROSION PLANS - FY 2011
0009679	Hall	Widening	SPOUT SPRINGS ROAD FROM I-985 TO UNION CIRCLE - PHASE I
0009836	Douglas	Roundabout	SR 5 @CR 174/DORSET SHOALS RD &@CR 198/BANKS MILL RD/POOL RD
0009880	Tattnall	Roundabout	SR 23/US 25/US 301 @ SR 196
0009960	Bibb	Roundabout	SR 22 @ CR 715/KNOXVILLE ROAD

1/6/2021

PI #	Primary County	Work Type	Description
0009967	Coweta	Roundabout	SR 14 @ SR 41
0009971	Fayette	Roundabout	SR 92 @ CR 149/ANTIOCH ROAD & CR 308/LOCKWOOD ROAD - HRRR
0009972	Fayette	Roundabout	SR 92 @ CR 138/SEAY ROAD & CR 129/HARP ROAD - HRRR
0009988	DeKalb	Roundabout	SR 212 @ CR 594/SALEM ROAD
0009992	Fulton	Roundabout	SR 280 @ CS 2645/NORTHWEST DRIVE
0010028	Chatham	Bicycle/Ped. Facility	CS 1097/DELESSEPS/LA ROCHE AVE FM WATERS AVE TO SKIDAWAY RD
0010121	Dougherty	Signals	SR 3BU/SR 520BU @ 9 LOCS & SR 91 @ 9 LOCS - SIGNAL UPGRADES
0010213	Sumter	TE-Landscape/Beautify	SR 3/US 19 & SR 27/SR 49/US 280 - PEDESTRIAN IMPROVEMENTS
0010323	DeKalb	Realignment	SR 260 @ SR 42/US 23 - LCI
0010513	Appling	Special Studies	METRO ARTERIAL CONNECTOR CONCEPT & IMPLEMENTATION STUDY
0010588	Glynn	TE-Bike/Ped Facility	GLYNCO PKWY FROM E OF CHARING CROSS ROAD TO NOTTING HILL
0010669	Irwin	TE-Bike/Ped Facility	SR 32 FROM CR 252/OAK STREET TO CS 524/RUTHERFORD DRIVE
0010676	Catoosa	TE-Bike/Ped Facility	SR 2 FROM CR 58/SOUTH CEDAR LANE TO CR 933/FORT TOWN DRIVE
0010712	Baldwin	TE-Bike/Ped Facility	OCONEE RIVER GREENWAY & RIVERWALK @ FISHING CREEK - PH III
0010724	Clayton	TE-Bike/Ped Facility	CS 607/HASTINGS BRIDGE RD FROM LOVEJOY DR TO TALMADGE RD
0010768	Fulton	Operational Improvement	SR 400 @ CR 9284/WINDWARD PKWY
0011673	Appling	Special Studies	REVERSIBLE FREEWAY LANE SCOPING STUDY
0011680	Coffee	Bridges	SR 32 @ BEAR CREEK APPROX 1.2 MI W OF NICHOLS
0011730	Liberty	Intersection Improvement	SR 38/US 84 @ CR 73/OLD SUNBURY ROAD
0011733	Columbia	TE-Bike/Ped Facility	SANDY RUN CREEK TRAIL - PHASE I
0012586	Fulton	Bicycle/Ped. Facility	SR 8/US 29 FROM CS 520/BOULEVARD DR/MONROE DR TO SR 10 - LCI
0012624	Fayette	Multi-use Trail	REDWINE ROAD & STARRS MILL SCHOOL COMPLEX MULTI-USE PATH
0012647	Newton	Bicycle/Ped. Facility	SR 81 FROM CS 660/NORTH STREET TO CS 602/FLETCHER STREET
0012757	Chatham	Widening	I-16 FROM I-95 TO I-516
0012808	Cobb	Multi-use Trail	BOB CALLAN TRUNK TRAIL - PHASE II - SEGMENT B

1/6/2021

PI #	Primary County	Work Type	Description
0012875	DeKalb	Bicycle/Ped. Facility	CS 5156/CHAMBLEE DUNWOODY RD FROM COTILLION DR TO PEELER RD
0012878	Fayette	Bicycle/Ped. Facility	WEST FAYETTEVILLE PATH FROM SR 54 TO CS 894/LESTER ROAD
0012879	Coweta	Bicycle/Ped. Facility	SENOIA MULTI-USE PATH FM AUTUMN TO SEAVY - PATH FORWARD PROG
0012948	Appling	Preliminary Engineering	STATEWIDE BRIDGE INSPECTION - FY 2021 - PE ONLY
0012953	Appling	Preliminary Engineering	ENVIRONMENTAL ANALYSIS ON FED-AID PROJ BY CONSULTANT-FY 2021
0012958	Appling	Miscellaneous Improvements	TASK ORDER CONTRACT-CONSTRUCTION MANAGEMENT FED - FY 2021
0012973	Appling	Preliminary Engineering	LOW IMPACT BRIDGE OVERSIGHT - FY 2021
0012998	Appling	Preliminary Engineering	SPECIAL DRAINAGE STUDIES - FY 2021
0013076	Appling	Preliminary Engineering	LIGHTING DESIGN SERVICES - FY 2021
0013127	Appling	Preliminary Engineering	TRANSPORTATION DEMAND MGT EMPLOYER SERVICES PROG - FY 18-19
0013138	DeKalb	ITS	ASHFORD DUNWOODY ROAD & DRESDEN DRIVE-ITS SYS EXPANSION
0013152	Appling	Special Studies	ROUNDABOUT FEASIBLITY STUDIES - PHASE I
0013175	DeKalb	Intersection Improvement	SR 12 @ CR 5192/COVE LAKE ROAD/WELLBORN ROAD
0013197	Wayne	Roundabout	CR 396/RAYONIER ROAD @ CR 392/SPRING GROVE ROAD - HRRR
0013230	Gwinnett	Signals	SIGNAL UPGRADES @ 14 LOCS IN GWINNETT COUNTY
0013231	Clayton	Signals	I-75; I-675; SR 42; SR 54 CONN & SR 138 @ 12 LOCS IN CLAYTON
0013238	Bartow	Roadway Project	ROME-CARTERSVILLE DEVELOPMENT CORRIDOR
0013239	Cobb	Realignment	S BARRETT PKWY FROM BARRETT LAKES BLVD TO SR 5 CONN - PH III
0013332	Bibb	Roundabout	SR 22 @ CR 740/FULTON MILL ROAD - HRRR
0013333	DeKalb	Roundabout	I-20 EB @ CS 2776/MAYNARD TERRACE
0013430	Appling	Preliminary Engineering	AERIAL PHOTOGRAPHY FOR MAPPING & CONCEPT DEVELOP - FY 2021
0013464	Appling	Preliminary Engineering	OVERSIGHT SERVICES FOR Z230; Z301; CMAQ & HIP - FY 2021
0013469	Appling	Preliminary Engineering	PROJECT REVIEW; ESTIMATING & CONSULTANT SERVICES - FY 2021
0013484	Appling	Preliminary Engineering	STATEWIDE SURPLUS PROPERTY MONITORING & DISPOSAL - FY 2021
0013512	Appling	Preliminary Engineering	DIVISION OF ENGINEERING SUPPORT - FY 2021

1/6/2021

PI #	Primary County	Work Type	Description
0013519	Appling	Preliminary Engineering	GDOT IT ENTERPRISE SUPPORT - FY 2021
0013546	Fulton	Interchange	I-285 @ SR 400; INC CD LANES & ABERNATHY ROAD INTERCHANGE
0013563	Douglas	Widening	CR 817/LEE ROAD/SOUTH SWEETWATER RD - PHASE I - GRTA
0013594	Rockdale	Widening	SR 20 & SIGMAN ROAD FROM CS 442/IRWIN BRIDGE ROAD TO SR 138
0013601	Muscogee	Bridges	SR 219 @ SCHLEY CREEK NW OF COLUMBUS
0013607	Warren	Bridges	SR 80 @ MIDDLE CREEK 4 MI N OF CAMAK
0013608	Warren	Bridges	SR 80 @ HART CREEK 4.5 MI N OF CAMAK
0013620	Dougherty	Lighting	SR 91 @ SR 133; INC SR 3 RAMPS - LIGHTING
0013686	Henry	Roundabout	SR 155 @ CR 672/PANOLA ROAD
0013693	Whitfield	Pedestrian Crossings	PEDESTRIAN UPGRADES @ 22 LOCS IN CATOOSA; MURRAY & WHITFIELD
0013712	Bibb	Bridges	SR 11/SR 49/US 41 @ NS #734080Y 1.4 MI S OF MACON
0013714	Brooks	Bridges	SR 76/SR 333 @ CS 834/CRAWFORD ST & CSX #636942L IN QUITMAN
0013715	Clarke	Bridges	SR 10 LOOP EB & WB @ MIDDLE OCONEE RIVER 5 MI E OF BOGART
0013718	Floyd	Bridges	SR 1/SR 20/US 27 @ ETOWAH RIVER & NS #719103R IN ROME
0013724	Fulton	Pedestrian Crossings	SR 279 FROM CS 567/SULLIVAN ROAD TO CS 1615/JOLLY ROAD
0013741	Chatham	Bridges	SR 25 @ SAVANNAH RIVER IN PORT WENTWORTH
0013743	Chattahoochee	Bridges	SR 520/US 280 EB & WB @ BAGLEY CREEK 2 MI SE OF CUSSETA
0013746	Habersham	Bridges	SR 385 @ HAZEL CREEK IN DEMOREST
0013750	Liberty	Bridges	SR 119 @ TAYLORS CREEK 3 MI NW OF HINESVILLE
0013801	Brooks	Bridges	SR 122 @ MULE CREEK 2 MI E OF PAVO
0013814	Taylor	Bridges	SR 128 @ PATSILIGA CREEK & OVERFLOW N OF REYNOLDS
0013819	Barrow	Bridges	SR 82 @ MIDDLE OCONEE RIVER 5 MI NE OF STATHAM
0013820	Burke	Bridges	SR 23 @ BRIER CREEK OVERFLOW 2.5 MI N OF SARDIS
0013823	Dodge	Bridges	SR 165 @ SUGAR CREEK 1 MI SW OF CHAUNCEY
0013824	Dodge	Bridges	SR 230 @ BIG BRANCH 8.3 MI NW OF RHINE

1/6/2021

PI #	Primary County	Work Type	Description
0013859	Newton	Roundabout	SR 11 @ SR 12
0013884	Thomas	Turn Lanes	SR 38/US 84 FROM THOMASVILLE TO QUITMAN - MEDIAN TURN LANES
0013886	Baldwin	Bridges	SR 29BU/US 441BU @ FISHING CREEK IN MILLEDGEVILLE
0013921	Bibb	Bridges	I-475 @ CR 742/TUCKER ROAD 2 MI W OF MACON
0013928	Spalding	Bridges	SR 16 @ FLINT RIVER 8 MI W OF GRIFFIN
0013935	Banks	Bridges	SR 15/US 441 SB @ GROVE CREEK 4.8 MI SE OF HOMER
0013937	Floyd	Bridges	SR 1/US 27 @ BIG DRY CREEK/OOSTANAULA RIVER IN ROME
0013939	Franklin	Bridges	SR 59 @ STEPHENS CREEK IN CARNESVILLE
0013941	Troup	Bridges	SR 1 @ FLAT SHOAL CREEK 8 MI SE OF LAGRANGE
0013943	Walker	Bridges	SR 1/US 27 @ WEST CHICKAMAUGA CREEK
0013978	Hall	Preliminary Engineering	OVERSIGHT SERVICES FOR GAINESVILLE MPO CMAQ PROJECTS-FY 2018
0013992	Dougherty	Bridges	SR 520BU @ FLINT RIVER IN ALBANY
0013994	Gordon	Bridges	SR 136 @ COOSAWATTEE RIVER & TRIBUTARY E OF NICKELSVILLE
0013999	Troup	Bridges	SR 18 EB & WB @ LONG CANE CREEK IN WEST POINT
0014072	Bibb	Bridges	I-16 EB & WB @ WALNUT CREEK 1 MI E OF MACON
0014073	Echols	Bridges	SR 376 @ ALAPAHOOCHEE RIVER 4 MI W OF STATENVILLE
0014074	Franklin	Bridges	I-85 @ SR 198 3 MI SW OF CARNESVILLE
0014087	Bartow	Signing	I-75 FM CR 633/NEW HOPE RD/GLADE RD TO TENNESSEE STATE LINE
0014090	Appling	Signing	I-75 FROM SR 215/DOOLY TO CS 636/BILL GARDNER PKWY/HENRY
0014159	Butts	Roundabout	SR 16 @ CR 301/HIGGINS ROAD
0014167	Fannin	Bridges	CR 38/SHALLOWFORD BRIDGE ROAD @ TOCCOA RIVER S OF MORGANTON
0014169	Macon	Bridges	SR 128 @ HORSE CREEK 8 MI NE OF IDEAL
0014203	Appling	Truck Lanes	I-75 FROM I-475 TO SR 155 - COMMERCIAL VEHICLE LANES
0014486	Appling	Preliminary Engineering	OVERSIGHT & COMPLIANCE FOR LOCAL ROW PROGRAM - FY 2021
0014903	Morgan	Bridges	I-20 EB & WB @ BIG INDIAN CREEK 4.9 MI SE OF RUTLEDGE

1/6/2021

PI #	Primary County	Work Type	Description
0014905	Polk	Bridges	SR 1BU/US 27 @ CEDAR CREEK TRIB IN CEDARTOWN
0014906	Polk	Bridges	SR 1/US 27 @ LAKE CREEK IN CEDARTOWN
0014982	Appling	Special Studies	LIVABLE CENTERS INITIATIVE (LCI) PLANNING PROGRAM - FY 2021
0014990	Appling	Preliminary Engineering	OVERSIGHT SERVICES FOR ATL TMA Z230; Z301; CMAQ & HIP-FY2021
0015051	Cobb	Ramp	I-75 @ CR 2025/AKERS MILL RD - NEW EXPRESS LANE ACCESS RAMPS
0015072	Douglas	Bridges	CS 1044//RIVERSIDE PKWY @ SWEETWATER CREEK IN DOUGLASVILLE
0015090	Henry	Widening	ROCK QUARRY ROAD FROM EAGLES LANDING PKWY TO SR 42/SR 138
0015097	Newton	Bridges	CR 511/BROWN BRIDGE RD @SNAPPING SHOALS CRK; INC REALIGNMENT
0015287	Muscogee	Miscellaneous Improvements	MOTTS GREEN PLAZA
0015295	Fulton	Bridges	CS 2003/CENTRAL AVE @ CSX #279974G IN ATLANTA
0015314	Coweta	Operational Improvement	I-85 @ SR 154
0015318	Fulton	Operational Improvement	SR 3/US 41 & SR 8 @ NORTH AVE & @ LAMBERT STREET IN ATLANTA
0015327	Appling	Signals	REGIONAL TRAFFIC SIGNAL OPTIMIZATION (RTOP) - FY 2021
0015532	Banks	Bridges	SR 51 @ HUDSON RIVER IN HOMER
0015534	Bartow	Bridges	SR 3/US 41 NB @ SR 293 IN EMERSON
0015544	Floyd	Bridges	SR 293 @ DYKES CREEK 5.4 MI E OF ROME
0015554	Jefferson	Bridges	SR 78 @ WILLIAMSON SWAMP CREEK
0015561	Polk	Bridges	SR 101 @ EUHARLEE CREEK TRIB IN ROCKMART
0015562	Rabun	Bridges	SR 28 @ BIG CREEK 13 MI NE OF CLAYTON
0015563	Randolph	Bridges	SR 41 @ BARGE CREEK 12 MI NE OF CUTHBERT
0015583	Toombs	Bridges	CR 247/GREEN TIPPETT ROAD @ ROCKY CREEK
0015589	Effingham	Roundabout	SR 17 @ CR 156/BLUE JAY ROAD - HRRR
0015602	Hancock	Bridges	CR 101/WATER WORKS ROAD @ CSX #279806B 2.1 MI W OF SPARTA
0015612	Haralson	Bridges	CR 347/MONROE MILL ROAD @ TALLAPOOSA RIVER NE OF TALLAPOOSA
0015613	Johnson	Bridges	CS 666/CROSS CEDAR ROAD @ BIG CEDAR CREEK E OF WRIGHTSVILLE

1/6/2021

PI #	Primary County	Work Type	Description
0015615	Upson	Bridges	CR 422/JEFF DAVIS ROAD @ TEN MILE CREEK 2 MI NW OF THOMASTON
0015621	Emanuel	Bridges	CR 454/LAMBS BRIDGE ROAD @ CANOOCHEE CREEK NE OF SWAINSBORO
0015622	Emanuel	Bridges	CR 454/LAMBS BRIDGE RD@LITTLE CANOOCHEE CRK NE OF SWAINSBORO
0015623	Jenkins	Bridges	CR 48/HARRISON ROAD @ HORSE CREEK 6.4 MI SE OF MILLEN
0015629	DeKalb	Sidewalks	SR 236 FROM LEAFMORE PLACE TO PANGBORN ROAD
0015632	Coffee	Bridges	CR 705/BRIDGETOWN ROAD @ SATILLA RIVER 11 MI W OF DOUGLAS
0015633	Jasper	Bridges	CR 362/POST ROAD @ MURDER CREEK 7.7 MI N OF MONTICELLO
0015634	Jasper	Bridges	CR 362/POST ROAD @ PITTMAN CREEK 8.7 MI N OF MONTICELLO
0015636	Habersham	Bridges	CR 225/TUGALO SHORT CUT ROAD @ LITTLE PANTHER CREEK
0015637	Taylor	Bridges	CR 126/TURNER RD @ PATSILIGA CREEK TRIB 3 MI NW OF REYNOLDS
0015638	Taylor	Bridges	CR 128/TURNER ROAD @ PATSILIGA CREEK 2 MI NW OF REYNOLDS
0015639	Macon	Bridges	CS 699/HAMILTON ROAD @ BEAVER CREEK IN MONTEZUMA
0015640	Sumter	Bridges	CR 313/SALTER MILL ROAD @ PESSELL CREEK 2.8 MI S OF PLAINS
0015643	Monroe	Bridges	CR 275/JOHNSTONVILLE ROAD @ ROCKY CREEK 5 MI N OF FORSYTH
0015644	Dade	Bridges	CR 197/NEWSOME GAP ROAD @ LOOKOUT CREEK 7.5 MI SW OF TRENTON
0015645	Clarke	Bridges	CR 479/BELMONT ROAD @ SHOAL CREEK 6.7 MI S OF WINTERVILLE
0015648	Wilkinson	Bridges	CR 81/ROSE JUSTICE RD @ BIG SANDY CREEK 2.5 MI S OF IRWINTON
0015654	Towns	Bridges	CR 295/TITUS VALLEY ROAD @ HALL CREEK 6.7 MI E OF HIAWASSEE
0015655	Jones	Bridges	CR 118/FOLENDORE ROAD @ COMMISSIONER CREEK 5.1 MI E OF GRAY
0015657	Union	Bridges	CR 463/CANADA CREEK ROAD @ TOCCOA RIVER SW OF BLAIRSVILLE
0015658	Putnam	Bridges	CR 29/MARTINS MILL ROAD @ LITTLE RIVER 4.5 MI NW OF EATONTON
0015659	Gordon	Bridges	CR 214/BATTLE ROAD @ ROCKY CREEK 1 MI E OF FLOYD COUNTY LINE
0015668	Peach	Lighting	I-75 @ SR 49 - LIGHTING
0015672	Newton	Roundabout	CR 1840/BROWN BRIDGE ROAD @ CR 13/MAGNET ROAD
0015686	Bibb	Roundabout	SR 11/SR 49 @ SR 247

1/6/2021

PI #	Primary County	Work Type	Description
0015687	Chattahoochee	Roundabout	SR 1 @ SR 520 & CR 109/LAFAYETTE ROAD
0015701	DeKalb	Operational Improvement	SR 124 FROM I-20 TO CR 4282/OLD COVINGTON HIGHWAY
0015702	Hall	Operational Improvement	SR 53 FROM CS 921/AHALUNA DRIVE TO CS 966/SHALLOWFORD ROAD
0015922	Cobb	Operational Improvement	SR 120 @ CR 1327/ROBINSON ROAD & @ CR 150/INDIAN HILLS PKWY
0015927	Franklin	Bridges	CR 145/CRUMPS BRIDGE ROAD @ NORTH FORK BROAD RIVER
0015928	Jackson	Bridges	CR 68/SANFORD ROAD @ SANDY CREEK
0016023	Clayton	Resurface & Maintenance	CS 861/FOREST PKWY FROM SR 54 TO SR 42
0016027	Clayton	Special Studies	REGIONAL TRANSPORTATION PLANNING STUDIES - FY 2020-2022
0016050	Jasper	Signing	OFF-SYSTEM SAFETY IMPROVEMENTS @ 11 LOCS IN JASPER CO - HRRR
0016053	DeKalb	Multi-use Trail	PTREE CRK GREENWAY TRAIL FM ATL TO N DRUID HILLS RD-PHASE II
0016056	DeKalb	Intersection Improvement	CS 127/ASHFORD DUNWOODY ROAD @ CS 145/WINDSOR PKWY
0016058	Fayette	Resurface & Maintenance	FAYETTE COUNTY RESURFACING PROGRAM - FY 2019
0016068	Gwinnett	ITS	PEACHTREE INDUSTRIAL BLVD FROM SR 140 TO HALL COUNTY LINE
0016070	Gwinnett	ITS	GWINNETT COUNTY ITS ENHANCEMENTS - PHASE II
0016076	Spalding	Intersection Improvement	EAST SOLOMON ST @ SPALDING ST/SEARCY AVE
0016113	Meriwether	Roundabout	SR 41 @ CR 174/JUDSON BULLOCH ROAD
0016129	Monroe	Bridges	SR 18 @ NS #718484D 13 MI E OF FORSYTH
0016130	Monroe	Bridges	SR 18 @ OCMULGEE RIVER 13 MI E OF FORSYTH
0016404	Gwinnett	ITS	SR 13 FROM CS 1193/SUDDERTH ROAD TO HALL COUNTY LINE
0016405	Gwinnett	ITS	ARCADO RD/KILLIAN HILL RD FROM FIVE FORKS TRICKUM RD TO SR 8
0016406	Gwinnett	ITS	SR 120 @ 1 LOC & CR 513/CRUSE RD @ 1 LOC - ITS ENHANCEMENTS
0016407	Gwinnett	ITS	CR 6512/SUGARLOAF PKWY FROM SR 20 TO SR 316
0016417	Early	Bridges	CR 280/FIRST KOLOMOKI ROAD @ LITTLE KOLOMOKI CREEK
0016418	Early	Bridges	CR 134/CR 280/FIRST KOLOMOKI RD @ NORTH PRONG KOLOMOKI CREEK
0016461	Montgomery	Roundabout	SR 30/US 280 @ SR 15/SR 135

1/6/2021

PI #	Primary County	Work Type	Description
0016512	Dade	Bridges	I-24 @ CR 146/SLYGO ROAD 5 MI NE OF NEW ENGLAND
0016564	Wayne	Bridges	CR 31/OGLETHORPE ROAD @ LITTLE GOOSE CREEK
0016565	Wayne	Bridges	CR 31/OGLETHORPE ROAD @ LITTLE GOOSE CREEK 9 MI NW OF JESUP
0016566	Camden	Bridges	CS 140/OLD STILL ROAD @ CROOKED RIVER
0016567	Liberty	Bridges	CR 171/LEWIS FRASIER ROAD @ PEACOCK CREEK
0016568	Charlton	Bridges	CR 95/GRACE CHAPEL ROAD @ SPANISH CREEK
0016569	Mitchell	Bridges	CR 288/WHIGHAM ROAD @ BIG SLOUGH
0016570	Macon	Bridges	CR 281/CEDAR CREEK ROAD @ CEDAR CREEK
0016572	Crisp	Bridges	CR 11/LOWER PATEVILLE ROAD @ SWIFT CREEK TRIB
0016573	Sumter	Bridges	CR 147/MURPHYS MILL ROAD @ MURPHYS MILL POND
0016574	Meriwether	Bridges	CR 246/CR 412/FLAT SHOALS ROAD @ FLINT RIVER
0016576	Coweta	Bridges	CR 261/OLD CORINTH ROAD @ SANDY CREEK
0016577	Carroll	Bridges	CR 824/W HICKORY LEVEL ROAD @ LITTLE TALLAPOOSA RIVER
0016588	Irwin	Bridges	CR 181/SATILLA ROAD @ WILLACOOCHEE RIVER OVERFLOW
0016591	Worth	Bridges	CR 169/MELTON ROAD @ TOWN CREEK
0016592	White	Bridges	CR 200/TOWN CREEK ROAD @ TESNATEE CREEK
0016593	Hancock	Bridges	CR 118/GLEN FORD ROAD @ CSX #279810R
0016594	Hancock	Bridges	CR 123/DAVIS ROAD @ CSX #279813L
0016595	Wilkes	Bridges	CR 197/BIG CEDAR ROAD @ ROCKY CREEK
0016596	Bartow	Bridges	CS 963/SUGAR VALLEY ROAD @ NANCY CREEK
0016597	Cherokee	Bridges	CR 372/WATERS ROAD @ MILL CREEK
0016598	Cherokee	Bridges	CR 375/VAUGHN ROAD @ MILL CREEK
0016599	Fulton	Bridges	CS 1472/WATERS ROAD @ LONG INDIAN CREEK
0016600	Screven	Bridges	CR 238/BUCK CREEK ROAD @ SOUTH PRONG BUCK CREEK
0016601	Screven	Bridges	CR 238/BUCK CREEK ROAD @ BUCK CREEK TRIB

1/6/2021

PI #	Primary County	Work Type	Description
0016602	Candler	Bridges	CR 223/PORTAL HIGHWAY @ FIFTEEN MILE CREEK
0016603	Candler	Bridges	CR 223/PORTAL HIGHWAY @ FIFTEEN MILE CREEK OVERFLOW
0016604	Bulloch	Bridges	CR 9/AKINS POND ROAD @ MILL CREEK
0016605	Fulton	Bridges	CR 581/BETHSAIDA ROAD @ MORNING CREEK
0016606	Clayton	Bridges	CR 392/UPPER RIVERDALE ROAD @ FLINT RIVER
0016607	Walker	Bridges	CR 219/RED BELT ROAD @ WEST CHICKAMAUGA CREEK
0016608	Walker	Bridges	CR 434/EUCLID ROAD @ WEST CHICKAMAUGA CREEK
0016610	Polk	Bridges	CR 211/EVERETT ROAD @ SIMPSON CREEK
0016652	Candler	Bridges	CR 49/EXCELSIOR CHURCH ROAD @ TEN MILE CREEK
0016653	Screven	Bridges	CR 168/HILLTONIA-PERKINS ROAD @ BEAVERDAM CREEK
0016805	Newton	Bridges	CR 8/BETHANY ROAD @ SNAPPING SHOALS CREEK SW OF PORTERDALE
0016806	Warren	Bridges	CR 115/EAST WARRENTON ROAD @ BRIER CREEK
0016825	Dooly	Bridges	CR 324/SHILOH ROAD @ MIMS BRANCH
0016826	Randolph	Bridges	CR 152/RECREATION CAMP ROAD @ LITTLE ICHAWAYNOCHAWAY CREEK
0016828	Spalding	Bridges	CR 35/VAUGHN ROAD @ SHOAL CREEK
0016849	Putnam	Signing	OFF-SYSTEM SAFETY IMPROVEMENTS @ 76 LOCS IN PUTNAM CO - HRRR
0016887	DeKalb	Signing	OFF-SYSTEM SAFETY IMPROVEMENTS @ 4 LOCS IN DEKALB COUNTY
0016902	Bibb	RRX Warning Device	CR 1363/WALDEN ROAD @ NS #729376M
0016922	Spalding	RRX Warning Device	CS 592/CS 1062/SCHOOL STREET @ NS #718184P
0016956	Tift	RRX Warning Device	CR 108/RIGDON AULTMAN ROAD @ NS #723684X
0016957	Lowndes	RRX Warning Device	CR 37/BRIGMAN ROAD @ NS #723572Y
0017079	Appling	Rumble Strips	RUMBLE STRIPS IN DISTRICT 4 - AREA 1 @ 17 ROUTES
0017080	Appling	Rumble Strips	RUMBLE STRIPS IN DISTRICT 4 - AREA 2 @ 17 ROUTES
0017082	Appling	Rumble Strips	RUMBLE STRIPS IN DISTRICT 4 - AREA 4 @ 16 ROUTES
0017083	Appling	Rumble Strips	RUMBLE STRIPS IN DISTRICT 4 - AREA 5 @ 17 ROUTES

1/6/2021

PI #	Primary County	Work Type	Description
0017086	Appling	Rumble Strips	RUMBLE STRIPS IN DISTRICT 5 - AREA 3 & 5 @ 15 ROUTES
0017098	Appling	Barriers	I-20 @ 5 LOCS & I-520 @ 1 LOC - CABLE BARRIER
0017100	Appling	Barriers	I-95 @ 1 LOC & SR 21 @ 1 LOC - CABLE BARRIER
0017106	Fulton	Signing	WRONG WAY DRIVING SAFETY ENHANCEMENTS @ 27 LOC IN DISTRICT 7
0017152	Appling	Planning	PL ATLANTA - CY 2021
0017188	Tattnall	Drainage Improvements	SR 23/SR 73 DRAINAGE IMPROVEMENTS IN GLENNVILLE
0017278	Appling	Preliminary Engineering	SIGNAL DESIGNS & SPECS - FY 2021
0017279	Appling	Preliminary Engineering	STATEWIDE SIGNAL OPERATIONS - FY 2021
0017280	Appling	Preliminary Engineering	SIGNAL COMMUNICATIONS; SERVICE & SUPPORT - FY 2021
0017281	Appling	Signals	STATEWIDE SIGNAL ASSET REPLACEMENTS & UPGRADES - FY 2021
0017318	Appling	Preliminary Engineering	ROAD SAFETY AUDITS - REGION A - FY 2021
0017319	Appling	Preliminary Engineering	ROAD SAFETY AUDITS - REGION B - FY 2021
0017320	Appling	Preliminary Engineering	ROAD SAFETY AUDITS - REGION C - FY 2021
0017321	Appling	Preliminary Engineering	TRAFFIC ENGINEERING STUDIES - REGION A - FY 2021
0017322	Appling	Preliminary Engineering	TRAFFIC ENGINEERING STUDIES - REGION B - FY 2021
0017323	Appling	Preliminary Engineering	TRAFFIC ENGINEERING STUDIES - REGION C - FY 2021
0017324	Appling	Preliminary Engineering	TRAFFIC OPERATIONS SAFETY PROGRAM SUPPORT-REGION B - FY 2021
0017325	Appling	Preliminary Engineering	TRAFFIC OPERATIONS SAFETY PROGRAM SUPPORT-REGION C - FY 2021
0017326	Appling	Preliminary Engineering	SAFETY IMPROVEMENT PROJECT MOSD - REGION A - FY 2021
0017327	Appling	Preliminary Engineering	SAFETY IMPROVEMENT PROJECT MOSD - REGION B - FY 2021
0017328	Appling	Preliminary Engineering	SAFETY IMPROVEMENT PROJECT MOSD - REGION C - FY 2021
0017394	Bibb	Median Work	SR 74 FROM CR 5462/OGLESBY PLACE TO CR 741/COLUMBUS ROAD
0017395	Bibb	Roundabout	SR 247/US 41 @ CR 5104/CR 5481/ANTHONY ROAD
0017396	Dougherty	Intersection Improvement	SR 3/SR 300/US 19 @ CR 39/NELMS ROAD
0017397	Worth	Intersection Improvement	SR 32 @ SR 300

1/6/2021

PI #	Primary County	Work Type	Description
0017398	Fulton	Roundabout	SR 92 @ CR 515/JONES ROAD & @ CR 485/DEMOONEY ROAD
0017401	Fulton	Intersection Improvement	SR 42 @ CS 2199/UNITED AVE & CS 2935/SKYHAVEN ROAD
0017402	Fulton	Operational Improvement	I-75 NB RAMPS @ CS 253/MOORES MILL ROAD
0017404	Gwinnett	Operational Improvement	I-85 NB RAMP @ CR 134/HAMILTON MILL ROAD
0017405	Gwinnett	Operational Improvement	SR 124 @ HAMILTON MILL RD & @ HAMILTON CREEK PKWY
0017473	Appling	Miscellaneous Improvements	TOWING & RECOVERY INCENTIVE PROGRAM (TRIP) - FY 2021
0017515	Chatham	Intersection Improvement	I-16 @ SR 17
0017701	Miller	Signing	OFF-SYSTEM SAFETY IMPROVEMENTS @ 12 LOCS IN MILLER CO - HRRR
0017702	Randolph	Signing	OFF-SYSTEM SAFETY IMPROVEMENTS @ 10 LOCS IN RANDOLPH CO-HRRR
0017703	Seminole	Signing	OFF-SYSTEM SAFETY IMPROVEMENTS @ 23 LOCS IN SEMINOLE CO-HRRR
0017704	Franklin	Signing	OFF-SYSTEM SAFETY IMPROVEMENTS @ 35 LOCS IN FRANKIN CO-HRRR
0017706	Toombs	Signing	CR 333 @ 1 LOC - OFF-SYSTEM SAFETY IMPROVEMENTS - HRRR
0017717	Appling	Preliminary Engineering	SCHOOL ROAD SAFETY AUDIT - FY 2021-2024
0017741	Appling	Preliminary Engineering	CONNECTED VEHICLE SIGNAL PHASING; TIMING DEVELOPMENT &DESIGN
0017778	Tattnall	Bridges	CR 685/BIRDFORD LAKE ROAD @ BEARDS CREEK
0017779	Toombs	Bridges	CR 115/HARDEN CHAPEL ROAD @ ROCKY CREEK
0017780	Fulton	Bridges	CS 435/GARRETTS FERRY ROAD @ CHATTAHOOCHEE RIVER TRIBUTARY
0017876	Macon	Bridges	CR 53/GENERAL GORDON ROAD @ GIN CREEK
0017879	Bibb	Multi-use Trail	OCMULGEE HERITAGE TRAIL FROM I-16/I-75 TO AMERSON RIVER PARK
122060-	Hall	Widening	SR 11/US 129 FROM LAKEVIEW STREET TO S OF NOPONE RD-PHASE I
122100-	Madison	Widening	SR 72 FM EAST OF SR 172 TO THE WEST CITY LIMITS OF COMER
122200-	Union	Widening	SR 11 & CS 524/MURPHY HWY FM CS 547/BLUE RIDGE ST TO SR 325
122260-	Stephens	Widening	SR 17/SR 17 ALT FM CR 24/SCOTT ROAD TO CR 190/MEMORIAL DRIVE
132610-	Hall	Widening	SR 60 FM SR 136 TO CR 158/YELLOW CREEK RD IN MURRAYVILLE
132790-	Dawson	Intersection Improvement	SR 400 @ SR 53/CORR A1

1/6/2021

PI #	Primary County	Work Type	Description
132986-	Gwinnett	Bridges	SR 120/DULUTH HIGHWAY @ SINGLETON CREEK 1.5 MI E OF DULUTH
210450-	Richmond	Interchange	I-20 @ I-520 INTERCHANGE RECONSTRUCTION
210810-	Newton	Widening	I-20 FM ALCOVY ROAD INCL INTERCHANGE TO SR 142 IN COVINGTON
222285-	Washington	Widening	SR 24/SR 540 FM W OF CR 10/CR 342 TO W OF SR 68
222500-	Emanuel	Widening	SR 4/US 1 FM CR 104 TO SR 4/US 1BU NEAR WADLEY & JEFFERSON
232220-	Warren	Railroad Crossing	SR 12/E WARRENTON @ SOUTHERN RR BRID;REMOVE & REPL W/@-GRADE
250510-	Richmond	Widening	CR 1501/WRIGHTSBORO RD FM JIMMIE DYESS PKWY TO I-520 RMP-TIA
270730-	Laurens	Bridges	CR 395/ELLINGTON ROAD EAST OF ALLENTOWN @ TURKEY CRK
270736-	Laurens	Bridges	CR 395/ELLINGTON ROAD @ TURKEY CREEK OVERFLOW NW OF MONTROSE
311000-	Bibb	Widening	I-16 FROM I-75 TO SR 87; INCL SR 87 INTERCHANGE - PHASE I
311005-	Bibb	Bridges	I-16 EB FROM I-75 TO WALNUT CREEK - PHASE IV
311410-	Bibb	Interchange	I-75 SB FROM SR 19 TO I-16 INTERCHANGE - PHASE III
321715-	Troup	Widening	SR 14/US 29 FM CR 403/UPPER GLASS BRIDGE TO OLD VERNON RD
322470-	Twiggs	Widening	SR 96 FM 0.48 W OF SR 87 TO S OF I-16
322540-	Jones	Roadway Project	GRAY NORTH BYPASS FM SR 18 NE TO SR 22
331900-	Spalding	Bridges	CR 222/CR 954/COUNTY LINE ROAD @ POTATO CREEK SE OF GRIFFIN
331970-	Spalding	Turn Lanes	SR 155 @ CR 514/TEAMON ROAD
370860-	Jones	Bridges	CR 28/HOWARD ROBERTS ROAD @ WALNUT CREEK 4.7 MI W OF CLINTON
522200-	Toombs	Widening	SR 4 FM S OF CR 386/GREEN OAK RD TO CR 334/RESMONDO RD
522220-	Toombs	Widening	SR 4/US 1 FROM S OF SR 147 TO S OF GEORGE HILL ROAD - TIA
522300-	Appling	Widening	SR 4/US 1 FM BACON CL TO N OF SR 15/BAXLEY INCL 3-BRIDGES
522540-	Telfair	Widening	SR 31/US 441 FROM 0.47 MI N OF OCMULGEE RIVER TO CR 240
522870-	Chatham	Interchange	SR 204 FM E OF CR 68/PINE GROVE TO W OF CR 975/VETERANS PKWY
532650-	Glynn	Widening	SR 25/US 17 FROM CR 415/HARRY DRIGGERS BLVD TO SR 99 - PH II
621410-	Bartow	Widening	OLD ALABAMA ROAD RELOC FROM SR 113 TO PAGA MINE ROAD

1/6/2021

PI #	Primary County	Work Type	Description
621600-	Floyd	Roadway Project	S ROME BYP/US 27 FM SR 1 ALONG BOOZE MTN RD TO SR 101 @CR 96
662510-	Gordon	Roadway Project	SOUTH CALHOUN BYPASS FM SR 53 @ CR 13 EAST TO SR 53 @ CR 64
670340-	Gilmer	Roadway Project	SR 515/5 FM JASPER BYP @ TALKING ROCK TO ELLIJAY BYP/GILMER
670344-	Pickens	Signing	SIGNS FM APD MAINLINE TO SR 136
713210-	Clayton	Ramp	I-75 NB CD SYSTEM FROM SR 331 TO I-285
721308-	Cherokee	Bridges	SR 140 @ LITTLE RIVER @ FULTON/CHEROKEE COUNTY LINE
722020-	Forsyth	Widening	SR 400 FM HAYNES BRIDGE RD/FULTON TO SR 20/FORSYTH - GRTA
751770-	Clayton	Widening	BATTLECREEK/MT ZION BLVD FM SOUTHLAKE PKWY TO SOMERTON DR
751775-	Clayton	Widening	BATTLE CREEK RD FM VALLEY HILL RD TO SOUTHLAKE PKWY
M004434	Appling	Miscellaneous Improvements	GEORIGA PAVEMENT MANAGEMENT SYSTEM (GPAMS)
M004941	Cobb	Resurface & Maintenance	SR 8/US 278 FROM DOUGLAS COUNTY LINE TO FULTON COUNTY LINE
M005059	Seminole	Resurface & Maintenance	SR 39 @ 1 LOC & SR 91 ALT @ 1 LOC IN SEMINOLE COUNTY
M005104	Colquitt	Resurface & Maintenance	SR 33 FROM SR 35 TO SR 133
M005133	Twiggs	Resurface & Maintenance	SR 57 FROM SR 19 TO WILKINSON COUNTY LINE
M005154	Washington	Resurface & Maintenance	SR 24 FROM JEFFERSON COUNTY LINE TO SR 231
M005157	Meriwether	Resurface & Maintenance	SR 85 ALT FROM N OF SR 116/HARRIS TO CSX #638677F/MERIWETHER
M005186	Emanuel	Resurface & Maintenance	SR 57 FROM JOHNSON COUNTY LINE TO SR 4
M005245	Crawford	Resurface & Maintenance	SR 42 FROM SR 7/CRAWFORD TO SR 74/MONROE
M005261	Meriwether	Resurface & Maintenance	SR 194 FROM SR 18 TO SR 41
M005275	Thomas	Resurface & Maintenance	SR 188 FROM SR 3 ALT TO SR 3/SR 300
M005614	Seminole	Resurface & Maintenance	SR 91 FROM FLORIDA STATE LINE TO SR 39
M005642	Dade	Resurface & Maintenance	SR 136 FROM ALABAMA STATE LINE TO SR 58
M005808	DeKalb	Resurface & Maintenance	SR 8 FROM FULTON COUNTY LINE TO GWINNETT COUNTY LINE
M005823	Taylor	Resurface & Maintenance	SR 96 FROM TALBOT COUNTY LINE TO CS 571/WEST SUMTER STREET
M005829	Thomas	Pavement Preservation	SR 188 FROM 0.01 MI E OF SR 35 TO 0.01 MI W OF SR 33

1/6/2021

PI #	Primary County	Work Type	Description
M005870	Bulloch	Resurface & Maintenance	I-16 FROM SR 67/BULLOCH TO 0.07 MI W OF I-95/CHATHAM
M005874	Monroe	Resurface & Maintenance	I-75 FROM SR 42/MONROE TO SR 36/BUTTS
M005875	Chatham	Resurface & Maintenance	I-516 FROM CS 347/MILDRED ST/HERIOT ST TO W OF CSX #957151K
M005907	Sumter	Resurface & Maintenance	SR 30/US 280 FROM SR 27 TO 0.27 MI E OF CR 307/FELDER STREET
M005915	Elbert	Resurface & Maintenance	SR 72 FROM SR 17 TO SOUTH CAROLINA STATE LINE
M005917	Gwinnett	Resurface & Maintenance	SR 124 FROM DEKALB COUNTY LINE TO JACKSON STREET
M005921	Glynn	Resurface & Maintenance	SR 25/US 17 FROM E OF SR 303 TO SIDNEY LANIER BRIDGE
M005924	Wayne	Resurface & Maintenance	SR 38 FROM 0.15 MI W OF CR 217/WALDRON LANE TO SR 38 WE
M005927	McIntosh	Resurface & Maintenance	SR 57 FROM LONG COUNTY LINE TO I-95
M005961	Richmond	Bridges	SR 10/US 1 @ 2 NS LOCS & @ 2 CSX LOCS - BRIDGE REHAB
M005969	McDuffie	Resurface & Maintenance	SR 17 FROM SR 12/US 278 TO N OF CS 788/HARRISON ROAD
M005971	Hancock	Resurface & Maintenance	SR 16 FROM PUTNAM COUNTY LINE TO SR 15
M005975	DeKalb	Bridges	I-75; I-85 & I-675 @ 6 LOCS - BRIDGE PRESERVATION
M005979	Worth	Resurface & Maintenance	SR 112 FROM MITCHELL CONTY LINE TO SR 520/US 82
M005980	Dougherty	Resurface & Maintenance	SR 62 & SR 91 FROM 0.10 MI S OF SR 62 TO SR 234
M005992	DeKalb	Resurface & Maintenance	SR 13 FROM CS 757/CHAMBLEE TUCKER RD TO GWINNETT COUNTY LINE
M005993	Clayton	Resurface & Maintenance	SR 3/US 19 FM HENRY COUNTY LINE TO CR 838/BONANZA CHURCH RD
M005999	Gordon	Resurface & Maintenance	SR 53 SPUR FROM SR 53 TO SR 3
M006003	Haralson	Resurface & Maintenance	SR 113 FM BILLINGS/VILLA ROSA RD/CARROLL TO SR 120/HARALSON
M006004	Carroll	Resurface & Maintenance	SR 274 FROM SR 8 TO SR 8
M006006	Carroll	Resurface & Maintenance	SR 166 CONN FROM SR 1 TO SR 166
M006013	Whitfield	Bridges	I-75 @ SWAMP CREEK - BRIDGE REHABILITATION
M006017	Clayton	Concrete Rehab	I-75 FROM CR 2993/WALT STEPHENS ROAD TO 0.10 MI S OF SR 54
M006022	DeKalb	Resurface & Maintenance	I-285 FROM 0.11 MI W OF CR 442/CLIFTON SPRINGS ROAD TO SR 42
M006025	Wayne	Resurface & Maintenance	SR 23/US 301 FROM SR 38 TO 0.32 MI S OF ALTAMAHA RIVER

1/6/2021

PI #	Primary County	Work Type	Description
M006026	Bryan	Resurface & Maintenance	SR 30/US 280 FROM CS 513/POPLAR STREET TO I-16
M006027	Bryan	Resurface & Maintenance	SR 144 SPUR FROM SR 144 TO E OF CR 215/GRACE COURT DRIVE
M006035	Chatham	Pavement Markings	I-95 FROM CSX #637581M TO 1 MI N OF CS 565/QUACCO ROAD
M006053	Screven	Resurface & Maintenance	SR 73 FROM N OF OGEECHEE CREEK TO SR 73 LOOP
M006077	Whitfield	Bridges	SR 3/US 41 @ CS 874/CORONET DR & NS #904117G - BRIDGE REHAB
M006088	Fulton	Pavement Markings	I-20 FM SWEETWATER CRK/DOUGLAS TO CS 2430/WINDSOR ST/FULTON
M006091	Fulton	Pavement Markings	SR 154/SR 166 FROM BARGE ROAD TO 0.36 MI E OF NS #718099A
M006092	Muscogee	Resurface & Maintenance	SR 22 SPUR FROM 0.23 MI W OF CR 2111/REESE ROAD TO SR 22
M006093	Bibb	Resurface & Maintenance	SR 247/US 41 FROM N OF SR 49 TO S OF SR 19
M006111	McIntosh	Pavement Markings	I-95 FROM ALTAMAHA RIVER TO 1.45 MI N OF YOUNGS SWAMP CREEK
M006112	Glynn	Pavement Markings	I-95 FROM 0.61 MI N OF CR 145/DOVER BLUFF RD TO SR 27/US 25
M006113	Haralson	Resurface & Maintenance	SR 1/US 27 FROM SR 1BU TO POLK COUNTY LINE
M006120	Monroe	Pavement Markings	I-75 SB FROM SR 42 TO I-475
M006122	Treutlen	Shoulder Work	I-16 FROM SR 29 TO SR 56
M006123	Baldwin	Resurface & Maintenance	SR 24 FROM S OF CS 328/MARSHALL RD TO N OF CR 245/CAY DR
M006132	Putnam	Resurface & Maintenance	SR 44 FROM JONES COUNTY LINE TO SR 24
M006153	Murray	Bridges	SR 3; SR 5BU/SR 140 & SR 61 @ 3 LOCS - BRIDGE REHABILITATION

Apéndice C

Mapas

Índice de mapas

Mapa del sistema ferroviario de Georgia	Página 402
Mapa del programa de tránsito urbano y rural existente	Página 403
Mapa del sistema estatal de bicicletas	Página 404
Mapa de mejoras viales del gobernador - Folleto informativo y tabla de carreteras del Servicio de Cartografía	Página 405
Mapa del corredor de cargas designado del estado de Georgia	Página 408
Mapa de distritos del Departamento de Transporte de Georgia	Página 409
Mapa de distritos legislativos de Georgia	Página 410

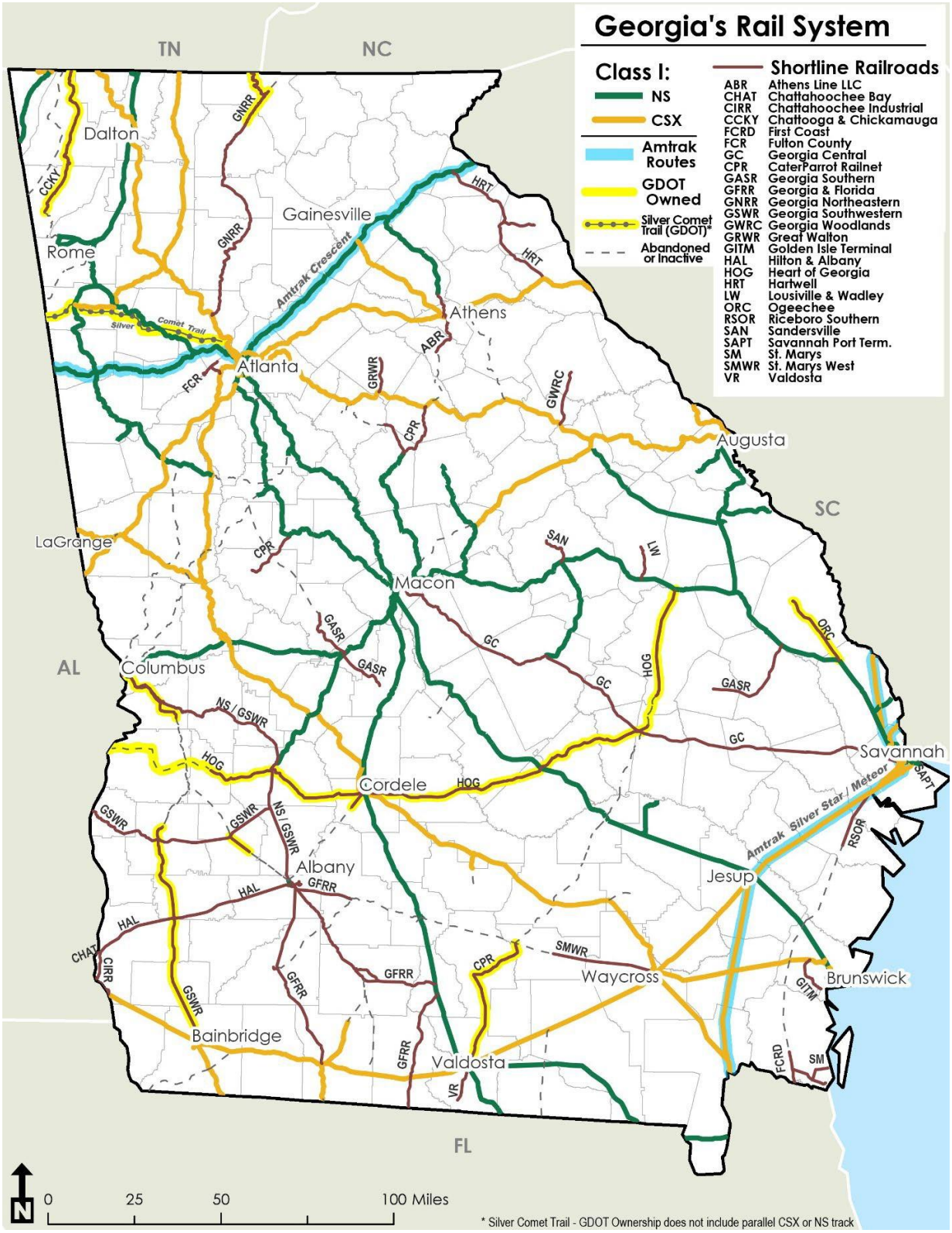
Georgia's Rail System
Class I:
NS
CSX
Amtrak Routes
GDOT Owned
Silver Comet Trail (GDOT)*
Abandoned or Inactive
Shortline Railroads
ABR Athens Line LLC
CHAT Chattahoochee Bay
CIRR Chattahoochee Industrial
CCKY Chattooga & Chickamauga
FCRD First Coast
FCR Fulton County
GC Georgia Central
CPR CaterParrot Railnet
GASR Georgia Southern
GFRR Georgia & Florida
GNRR Georgia Northeastern
GSWR Georgia Southwestern
GWRC Georgia Woodlands
GRWR Great Walton
GITM Golden Isle Terminal
HAL Hilton & Albany
HOG Heart of Georgia
HRT Hartwell
LW Lousiville & Wadley
ORC Ogeechee
RSOR Riceboro Southern
SAN Sandersville
SAPT Savannah Port Term.
SM St. Marys
SMWR St. Marys West
VR Valdosta
TN
NC
SC
AL
FL
Dalton
Rome
Gainesville
Athens
Atlanta
Augusta
LaGrange
Macon
Columbus
Cordele
Albany
Bainbridge
Valdosta
Waycross
Jesup
Savannah
Brunswick
Amtrak Crescent
Amtrak Silver Star / Meteor
Silver Comet Trail
0
25
50
100 Miles
N
* Silver Comet Trail - GDOT Ownership does not include parallel CSX or NS track

Transit in Georgia

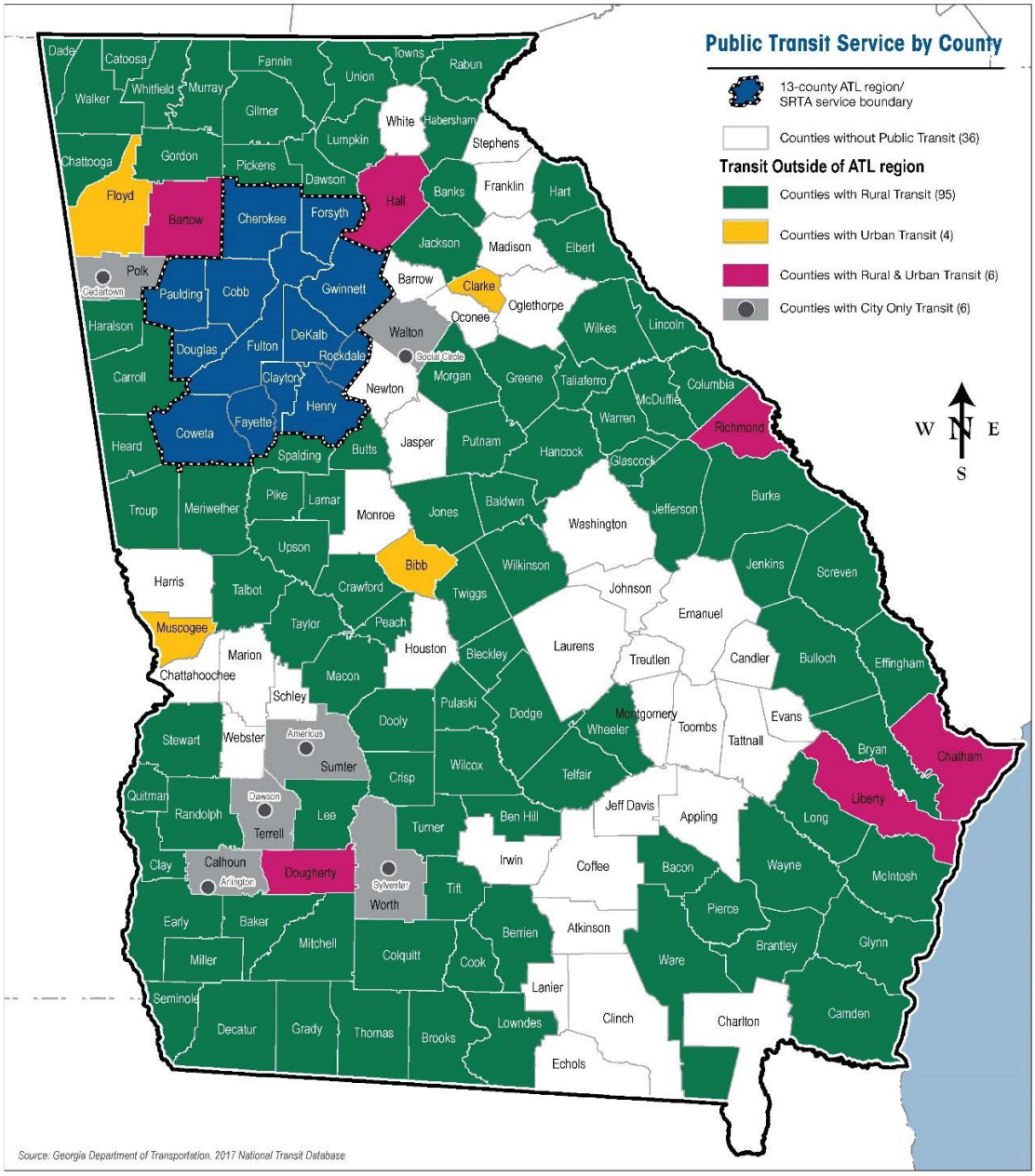

There are 159 counties in Georgia.

123 counties have transit service.

36 counties do not have transit service.

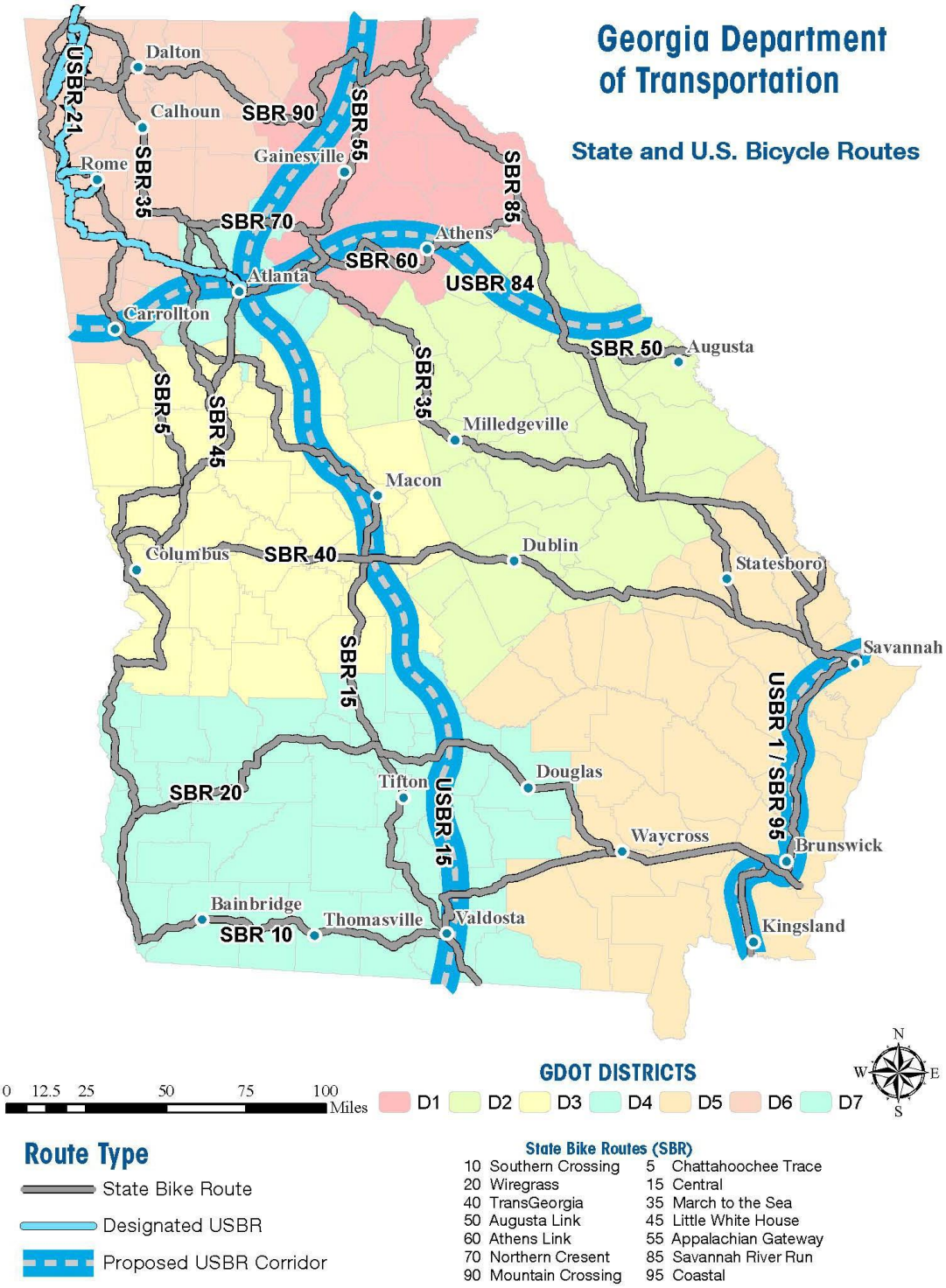
Georgia Department of Transportation
State and U.S. Bicycle Routes
Dalton
Calhoun
Rome
Gainesville
Athens
Atlanta
Carrollton
Augusta
Milledgeville
Macon
Columbus
Dublin
Statesboro
Savannah
Tifton
Douglas
Waycross
Brunswick
Bainbridge
Thomasville
Valdosta
Kingsland
USBR 21
SBR 90
SBR 55
SBR 35
SBR 70
SBR 85
SBR 60
USBR 84
SBR 50
SBR 5
SBR 45
SBR 40
SBR 15
USBR 17
SBR 95
SBR 20
USBR 15
SBR 10
0 12.5 25 50 75 100 Miles
GDOT DISTRICTS
D1 D2 D3 D4 D5 D6 D7
N W E S
Route Type
State Bike Route
Designated USBR
Proposed USBR Corridor
State Bike Routes (SBR)
10 Southern Crossing
20 Wiregrass
40 TransGeorgia
50 Augusta Link
60 Athens Link
70 Northern Cresent
90 Mountain Crossing
5 Chattahoochee Trace
15 Central
35 March to the Sea
45 Little White House
55 Appalachian Gateway
85 Savannah River Run
95 Coastal

The Governor's Road Improvement Program (GRIP)

Fact Sheet

Definition

The Governor's Road Improvement Program, commonly referred to as GRIP, is a system of proposed economic developmental highways in Georgia. GRIP was originally adopted in 1989 by the Georgia GeneralAssembly. Georgia law defines the following corridors as the GRIP:

- Appalachian Developmental Highway
- South Georgia Parkway/US 82
- US 319
- Golden Isles Parkway
- Fall Line Freeway
- SR 72
- Savannah River Parkway
- US 19
- US 1/SR 17
- US 27
- US 441
- US 84
- Sunbelt Parkway/SR 133
- Power Alley/US 280
- East-West Highway
- SR 40
- SR 32
- SR 125
- SR 15

GRIP was initiated in 1989 and originally consisted of 12 corridors with 2,845 miles of roadway, including 113 miles of truck access routes. During the 2001 and 2005 Legislative sessions, the General Assembly addednew routes, including three truck access routes. The current length of the GRIP system has grown to **3,323 miles**. The total length will continue to vary as alignments, including bypasses and shifts, are determined through the engineering process.

Purpose

Economic development highways traditionally receive strong support in Georgia. The purpose of the GRIPsystem explains why:

- **Connectivity** in Rural Georgia: GRIP will connect 95% of Georgia cities with a population of 2,500 or more to the Interstate System and ensure that 98% of all areas in the state will be within 20miles of a four-lane road.
- Provide **opportunities for growth**: Several studies have provided evidence that GRIP fosterseconomic development.
- Provide **effective and efficient transportation** for the growing statewide population
- **Safer travel** in rural areas: Accidents occur three times more often on 2-lane highways than onmulti-lane divided highways.

Current GRIP Corridor Statistics

GRIP CORRIDOR	TOTAL LENGTH (miles)	COMPLETE OR UNDER CONSTRUCTION (miles)	COMPLETE OR UNDER CONSTRUCTION (percentage)	CORRIDOR STATUS	REMAINING COST TO COMPLETE (millions)
Appalachian Developmental Highway	76	75	99%	No Activity on Final 1 Mile	$13.7
South Georgia Parkway/US 82	262	262	100%	Complete	$0.0
US 319	72	72	100%	Complete	$0.0
Golden Isles Parkway	168	168	100%	Complete	$0.0
Fall Line Freeway	215	215	100%	Complete	$0.0
SR 72	45	32	71%	No Activity on last 13 miles	$82.9
Savannah River Parkway	156	156	100%	Complete	$0.0
US 19	194	194	100%	Complete	$0.0
US 1/SR 17	331	216	65%	Active Engineering and Construction	$608.0
US 27	352	342	97%	Active Engineering and Construction	$261.0
US 441	371	218	59%	Active Engineering and Construction	$897.0
US 84	259	259	100%	Complete	$0.0
Sunbelt Parkway/SR 133	66	38	58%	Active Engineering and Construction	$235.0
Power Alley/US 280	204	8	4%	Active Engineering on 27 miles only	$1,400.0
SR 32	149	13	9%	Active Engineering on 4 miles only	$1,081.0
SR 40	29	13	45%	Active Engineering	$92.0
East-West Highway	169	0	0%	No Activity	$551.0
SR 15	149	0	0%	Active Engineering on 8 miles only	$991.0
SR 125	18	0	0%	No Activity	$170.0
Subtotals for Original 1989 GRIP Corridors:	**2501**	**2210**	**88%**		**$1,862.6**
Subtotals for Active & Complete GRIP Corridors:	**2949**	**2269**	**77%**		**$4,580.6**
Grand Totals for all GRIP Corridors:	**3284**	**2282**	**69%**		**$6,382.6**

Meeting the Challenge

GDOT is striving to complete the construction of the GRIP System. A strategy is in place that recognizes thecomplexity of each of the three phases of project development:

- Engineering (including environmental studies)
- Right of way acquisition
- Construction

These phases are not generally scheduled for completion in the same year, and in most cases a phase takes several years to complete. Another consideration in scheduling each phase is the availability of funds. A multiple-year funding program to accomplish the planning, design, right of way and construction of the GRIPSystem is based on these considerations and the past funding history for GRIP projects.

Contact: Office of Program Control– 404-631-1523

Visit **www.dot.ga.gov** *for updates to this fact sheet.* *GDOT GRIP System Fact Sheet, updated February 2021*

Governor's Road Improvement Program (GRIP)

Current Status February 2021

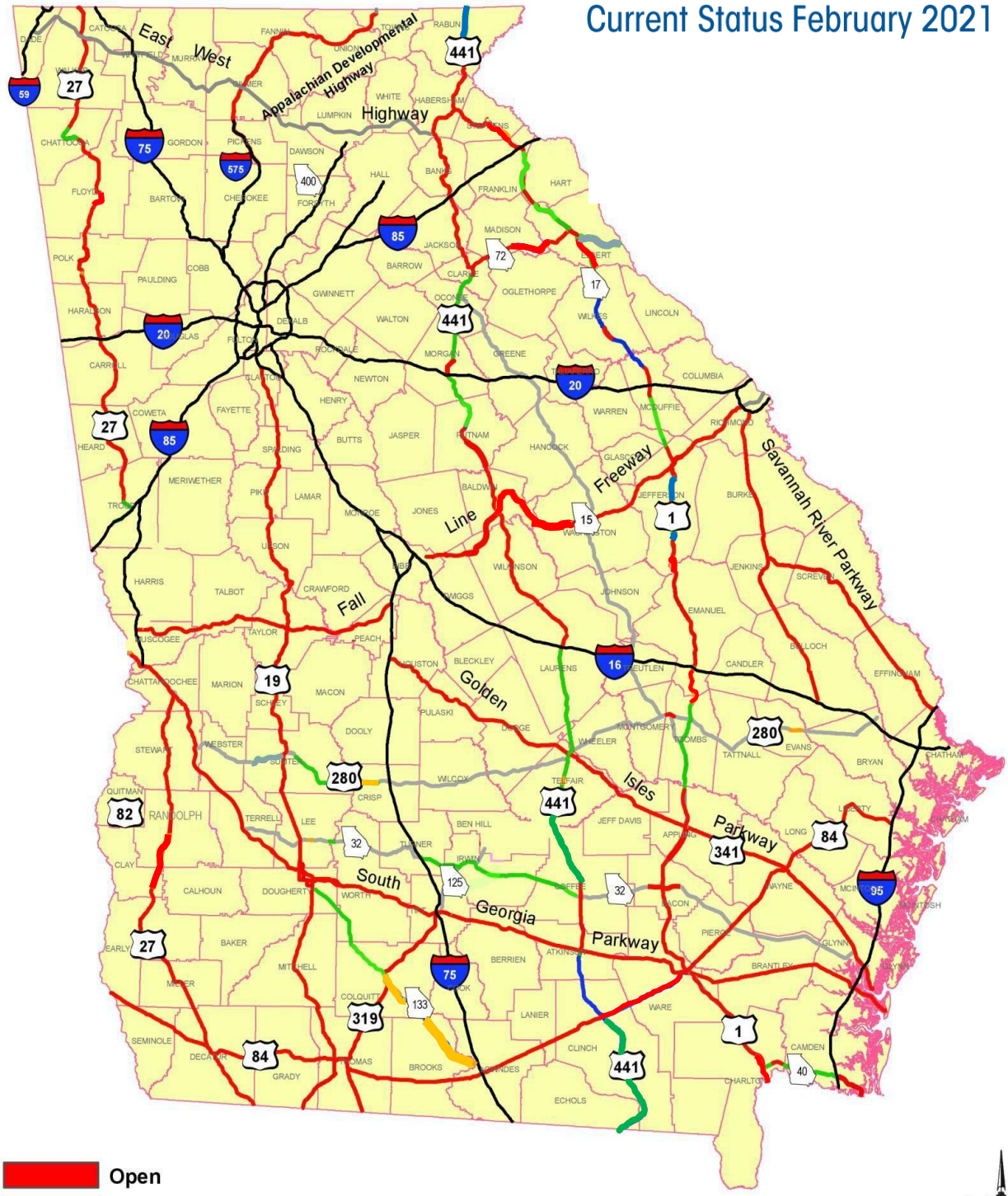

Visit **www.dot.ga.gov** *for updates to this fact sheet.*

GDOT GRIP System Fact Sheet, updated February 2021

Georgia's Statewide Designated Freight Corridors

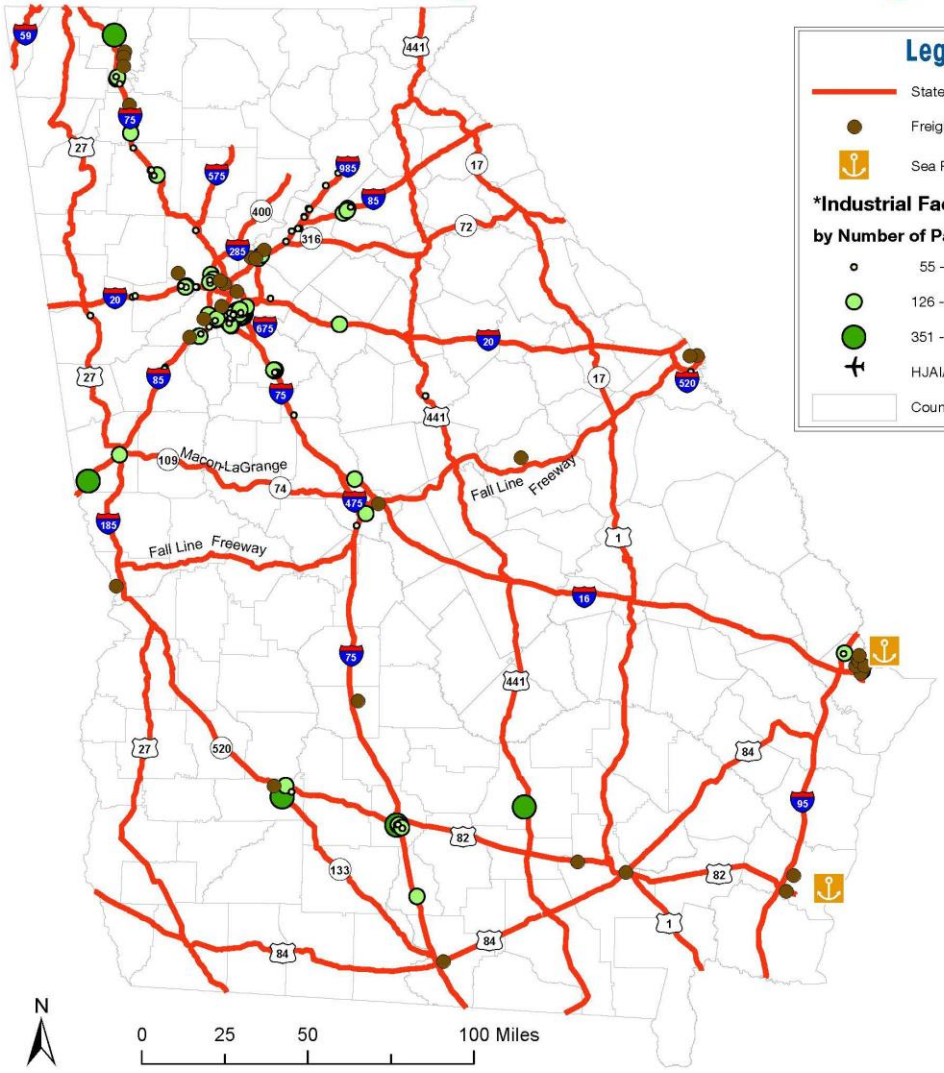

Legend

- Statewide Freight Corridor
- Freight Rail Yards
- Sea Port

***Industrial Facilities**
by Number of Parking Spaces

- 55 - 125
- 126 - 350
- 351 - 1000
- HJAIA
- Counties

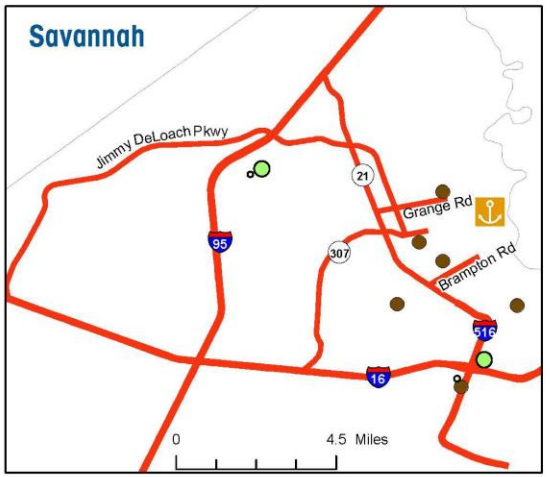

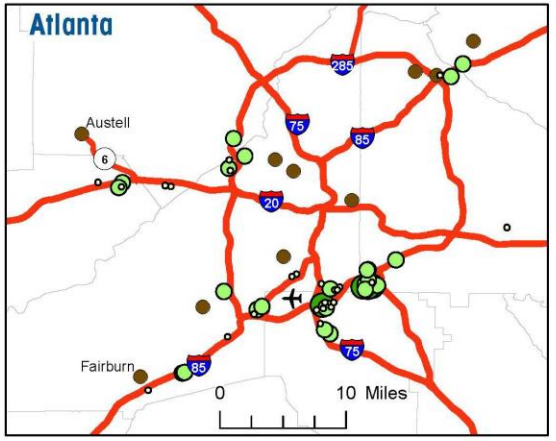

*Source: Georgia Statewide Freight & Logistics Plan, GDOT, 2012

Revised- October, 2016

Georgia Department of Transportation District Map

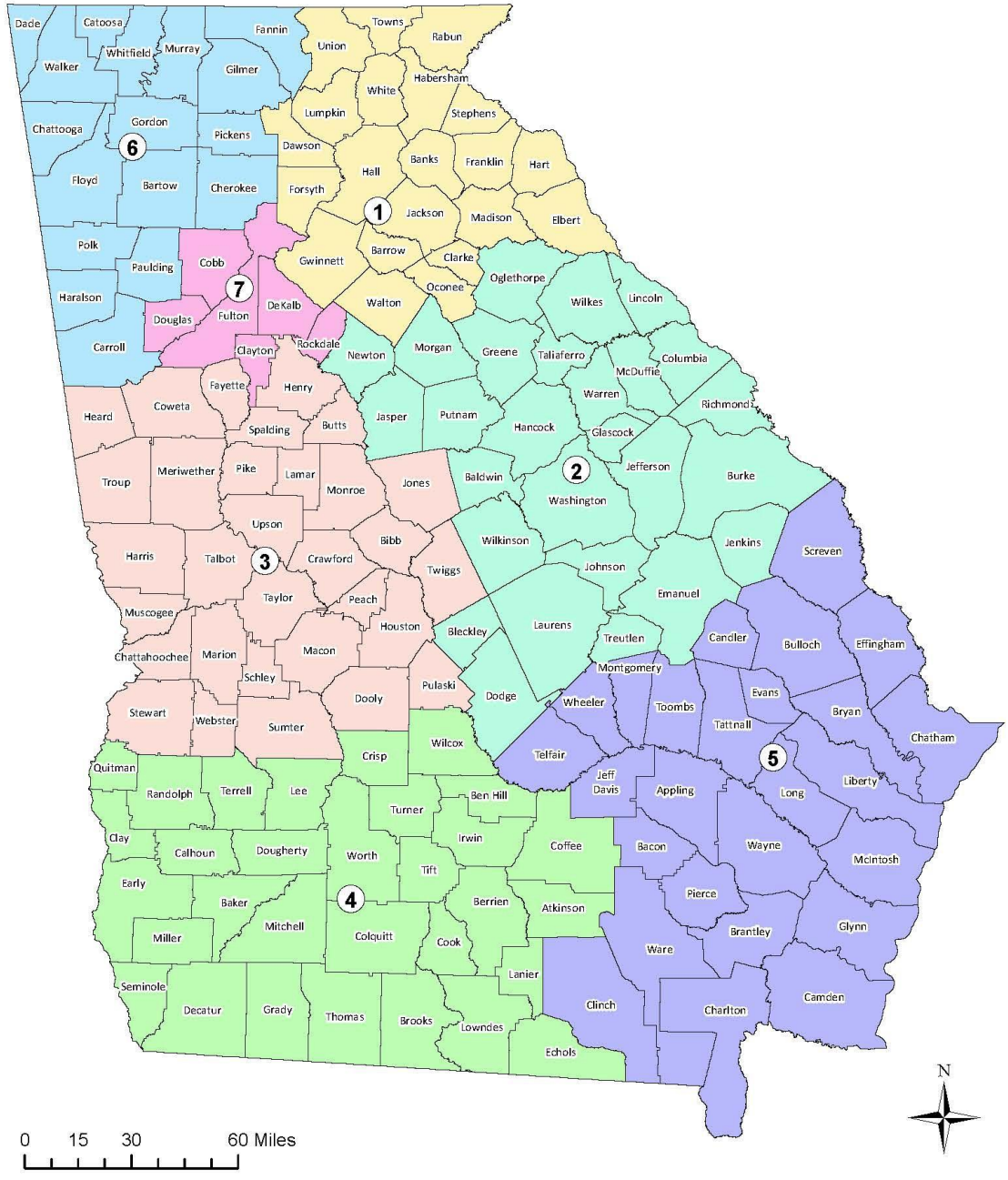

Source: Georgia Department of Transportation
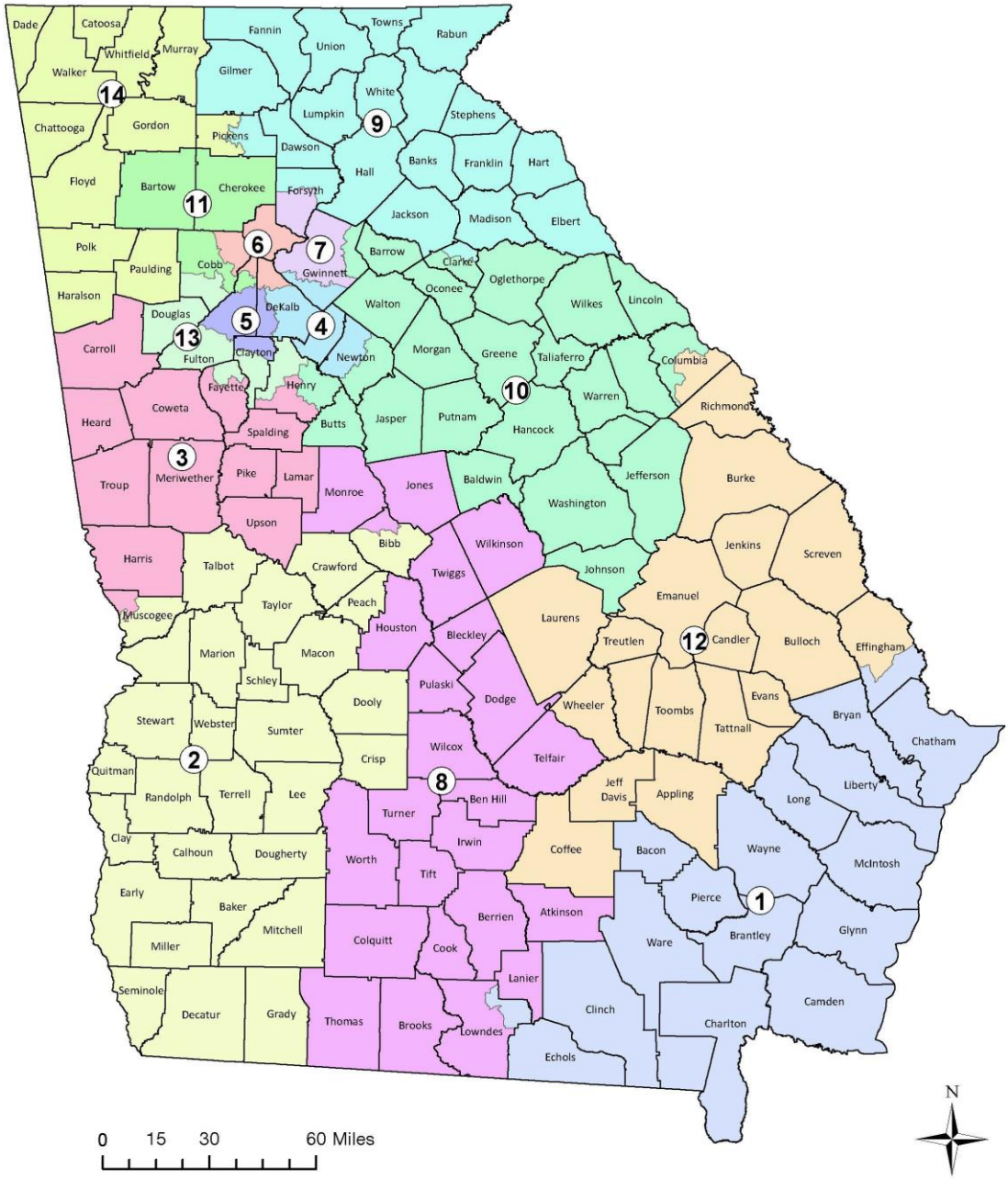
Georgia Congressional Districts Map