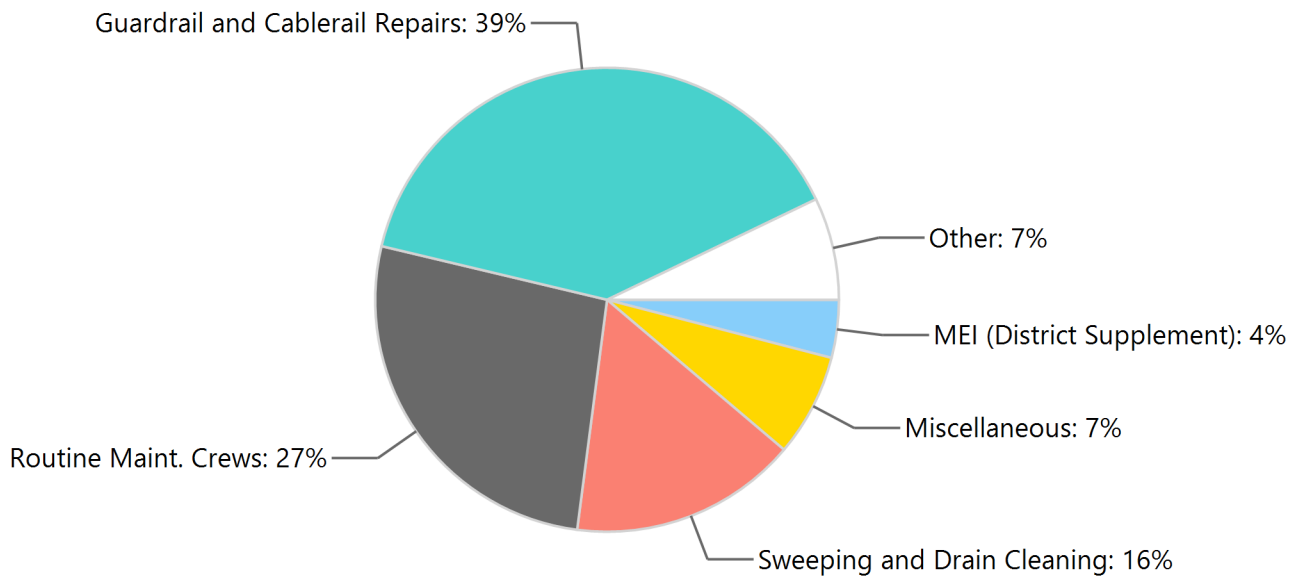


Fiscal Year 2026 Service Contract Plan

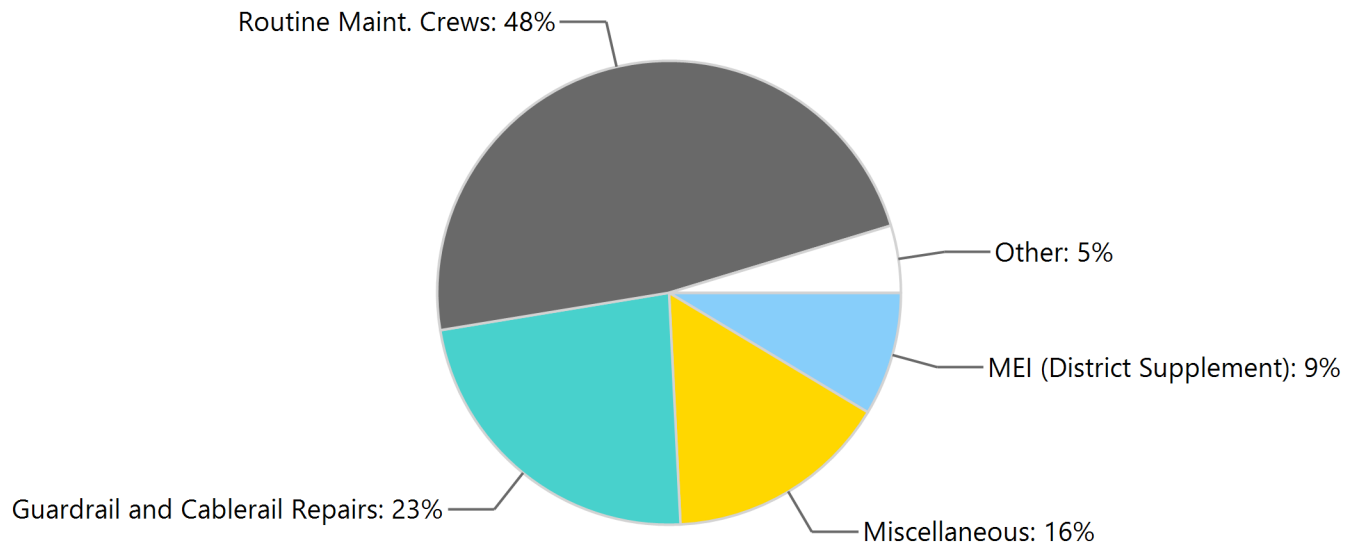
Statewide



| Statewide | Q1 | Q2 | Q3 | Q4 | Year Total |
|---------------------------------|---------------------|---------------------|---------------------|---------------------|---------------------|
| Guardrail and Cablerail Repairs | \$7,908,244 | \$7,908,244 | \$7,908,244 | \$7,908,244 | \$31,632,976 |
| Routine Maint. Crews | \$5,384,727 | \$5,384,727 | \$5,384,727 | \$5,384,727 | \$21,538,910 |
| Sweeping and Drain Cleaning | \$3,208,020 | \$3,208,020 | \$3,208,020 | \$3,208,020 | \$12,832,081 |
| Miscellaneous | \$981,871 | \$946,871 | \$981,871 | \$2,866,871 | \$5,777,485 |
| MEI (District Supplement) | \$751,732 | \$751,732 | \$751,732 | \$1,001,732 | \$3,256,927 |
| Local Maintenance Agreement | \$394,879 | \$394,879 | \$394,879 | \$394,879 | \$1,579,518 |
| Soil Stabilization Services | \$455,000 | \$400,000 | \$380,000 | \$300,000 | \$1,535,000 |
| Custodial | \$306,318 | \$306,318 | \$306,318 | \$306,318 | \$1,225,272 |
| Landscaping | \$275,220 | \$275,220 | \$275,220 | \$275,220 | \$1,100,879 |
| Fencing Repair and Maintenance | \$87,500 | \$87,500 | \$62,500 | \$87,500 | \$325,000 |
| Total | \$19,753,512 | \$19,663,512 | \$19,653,512 | \$21,733,512 | \$80,804,048 |

Fiscal Year 2026 Service Contract Plan

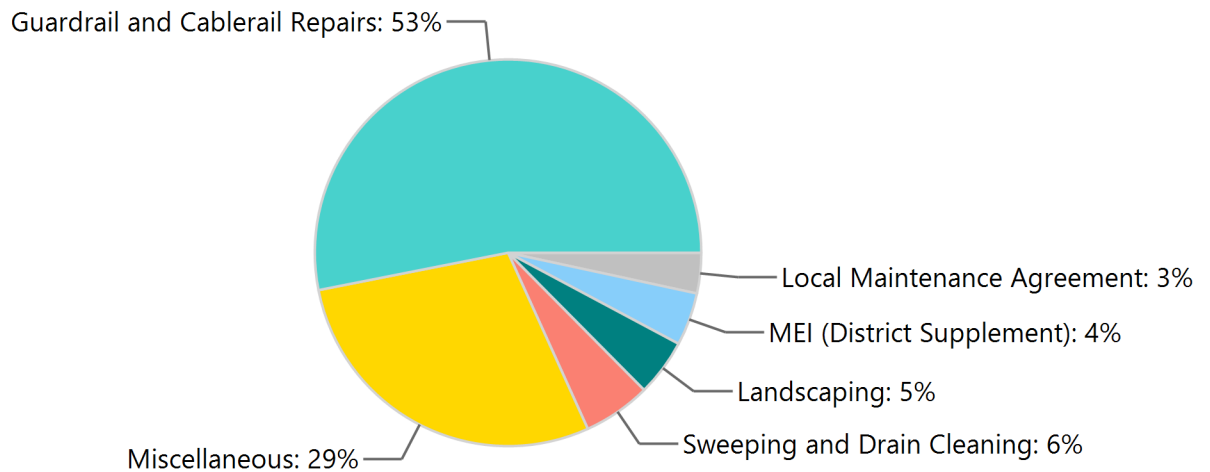
District 1



| District 1 | | Q1 | Q2 | Q3 | Q4 | Year Total |
|--|---------------------------------|--------------------|--------------------|--------------------|--------------------|---------------------|
|  | Guardrail and Cablerail Repairs | \$1,183,244 | \$1,183,244 | \$1,183,244 | \$1,183,244 | \$4,732,976 |
|  | Routine Maint. Crews | \$2,442,742 | \$2,442,742 | \$2,442,742 | \$2,442,742 | \$9,770,966 |
|  | Sweeping and Drain Cleaning | \$85,745 | \$85,745 | \$85,745 | \$85,745 | \$342,980 |
|  | Miscellaneous | \$795,539 | \$795,539 | \$795,539 | \$795,539 | \$3,182,155 |
|  | MEI (District Supplement) | \$439,232 | \$439,232 | \$439,232 | \$439,232 | \$1,756,927 |
|  | Local Maintenance Agreement | \$31,084 | \$31,084 | \$31,084 | \$31,084 | \$124,336 |
|  | Custodial | \$76,078 | \$76,078 | \$76,078 | \$76,078 | \$304,310 |
|  | Landscaping | \$45,733 | \$45,733 | \$45,733 | \$45,733 | \$182,933 |
| Total | | \$5,099,396 | \$5,099,396 | \$5,099,396 | \$5,099,396 | \$20,397,582 |

Fiscal Year 2026 Service Contract Plan

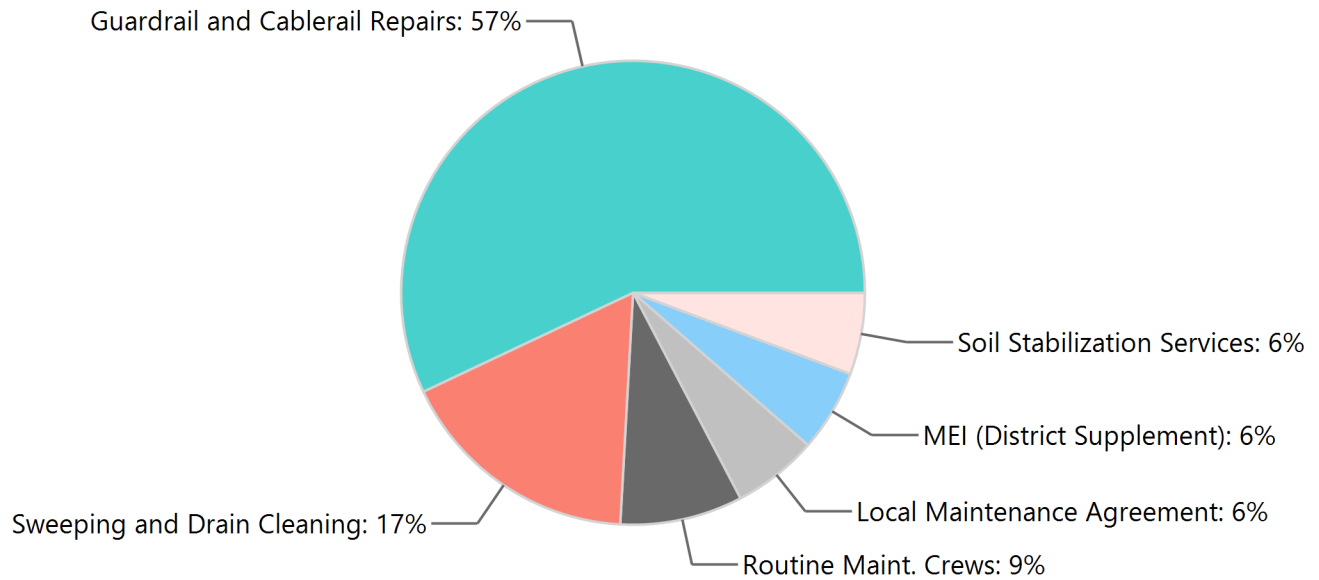
District 2



| District 2 | Q1 | Q2 | Q3 | Q4 | Year Total |
|---------------------------------|------------------|------------------|------------------|--------------------|--------------------|
| Guardrail and Cablerail Repairs | \$750,000 | \$750,000 | \$750,000 | \$750,000 | \$3,000,000 |
| Sweeping and Drain Cleaning | \$80,000 | \$80,000 | \$80,000 | \$80,000 | \$320,000 |
| Miscellaneous | \$47,500 | \$12,500 | \$47,500 | \$1,512,500 | \$1,620,000 |
| MEI (District Supplement) | - | - | - | \$250,000 | \$250,000 |
| Local Maintenance Agreement | \$47,700 | \$47,700 | \$47,700 | \$47,700 | \$190,800 |
| Landscaping | \$67,311 | \$67,311 | \$67,311 | \$67,311 | \$269,244 |
| Total | \$992,511 | \$957,511 | \$992,511 | \$2,707,511 | \$5,650,044 |

Fiscal Year 2026 Service Contract Plan

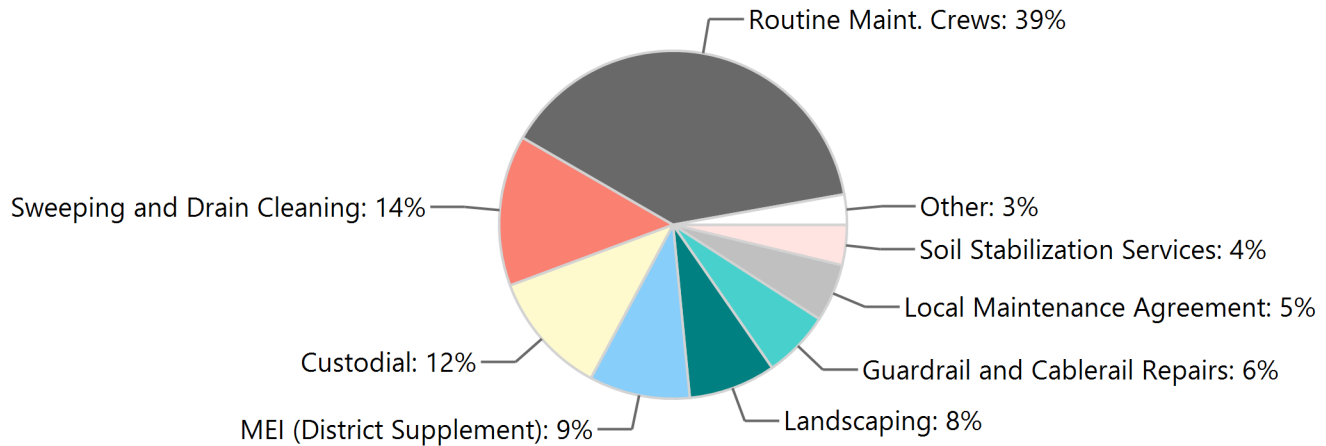
District 3



| District 3 | Q1 | Q2 | Q3 | Q4 | Year Total |
|---------------------------------|--------------------|--------------------|--------------------|--------------------|--------------------|
| Guardrail and Cablerail Repairs | \$1,250,000 | \$1,250,000 | \$1,250,000 | \$1,250,000 | \$5,000,000 |
| Routine Maint. Crews | \$187,500 | \$187,500 | \$187,500 | \$187,500 | \$750,000 |
| Sweeping and Drain Cleaning | \$375,000 | \$375,000 | \$375,000 | \$375,000 | \$1,500,000 |
| MEI (District Supplement) | \$125,000 | \$125,000 | \$125,000 | \$125,000 | \$500,000 |
| Local Maintenance Agreement | \$130,000 | \$130,000 | \$130,000 | \$130,000 | \$520,000 |
| Soil Stabilization Services | \$100,000 | \$200,000 | \$100,000 | \$100,000 | \$500,000 |
| Total | \$2,167,500 | \$2,267,500 | \$2,167,500 | \$2,167,500 | \$8,770,000 |

Fiscal Year 2026 Service Contract Plan

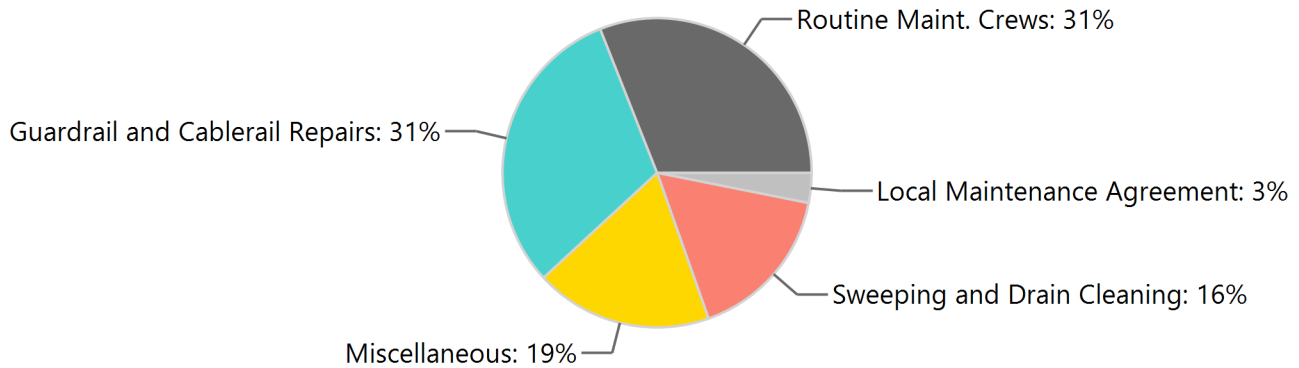
District 4



| District 4 | Q1 | Q2 | Q3 | Q4 | Year Total |
|---------------------------------|--------------------|--------------------|--------------------|--------------------|--------------------|
| Guardrail and Cablerail Repairs | \$125,000 | \$125,000 | \$125,000 | \$125,000 | \$500,000 |
| Routine Maint. Crews | \$777,295 | \$777,295 | \$777,295 | \$777,295 | \$3,109,180 |
| Sweeping and Drain Cleaning | \$280,500 | \$280,500 | \$280,500 | \$280,500 | \$1,122,000 |
| Miscellaneous | \$18,678 | \$18,678 | \$18,678 | \$18,678 | \$74,710 |
| MEI (District Supplement) | \$187,500 | \$187,500 | \$187,500 | \$187,500 | \$750,000 |
| Local Maintenance Agreement | \$107,306 | \$107,306 | \$107,306 | \$107,306 | \$429,222 |
| Soil Stabilization Services | \$75,000 | \$75,000 | \$75,000 | \$75,000 | \$300,000 |
| Custodial | \$230,241 | \$230,241 | \$230,241 | \$230,241 | \$920,962 |
| Landscaping | \$162,176 | \$162,176 | \$162,176 | \$162,176 | \$648,703 |
| Fencing Repair and Maintenance | \$37,500 | \$37,500 | \$37,500 | \$37,500 | \$150,000 |
| Total | \$2,001,194 | \$2,001,194 | \$2,001,194 | \$2,001,194 | \$8,004,777 |

Fiscal Year 2026 Service Contract Plan

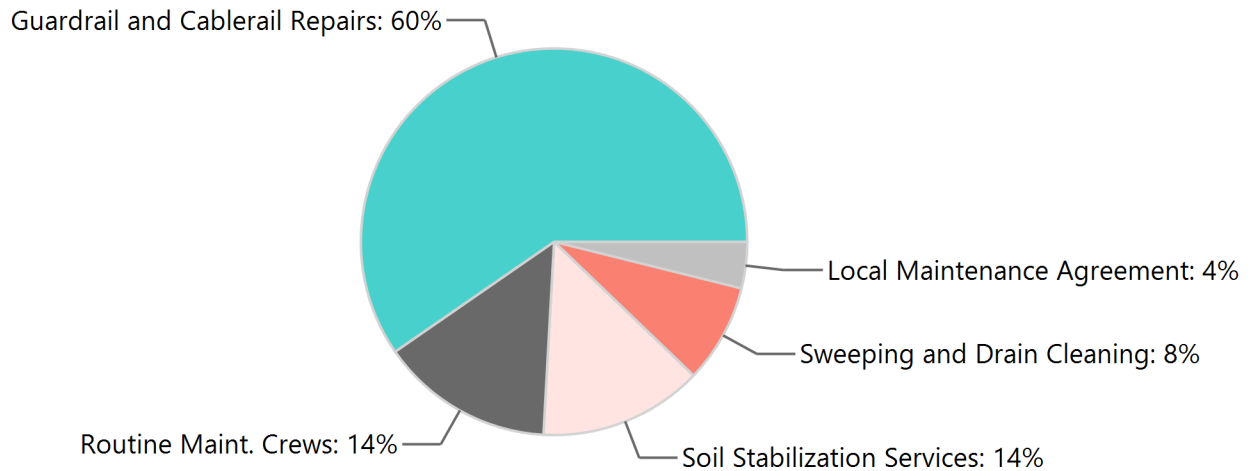
District 5



| District 5 | Q1 | Q2 | Q3 | Q4 | Year Total |
|---------------------------------|-------------|-------------|-------------|-------------|-------------|
| Guardrail and Cablerail Repairs | \$375,000 | \$375,000 | \$375,000 | \$375,000 | \$1,500,000 |
| Routine Maint. Crews | \$376,582 | \$376,582 | \$376,582 | \$376,582 | \$1,506,328 |
| Sweeping and Drain Cleaning | \$200,000 | \$200,000 | \$200,000 | \$200,000 | \$800,000 |
| Miscellaneous | \$120,155 | \$120,155 | \$120,155 | \$540,155 | \$900,620 |
| Local Maintenance Agreement | \$38,063 | \$38,063 | \$38,063 | \$38,062 | \$152,250 |
| Total | \$1,109,800 | \$1,109,800 | \$1,109,800 | \$1,529,799 | \$4,859,198 |

Fiscal Year 2026 Service Contract Plan

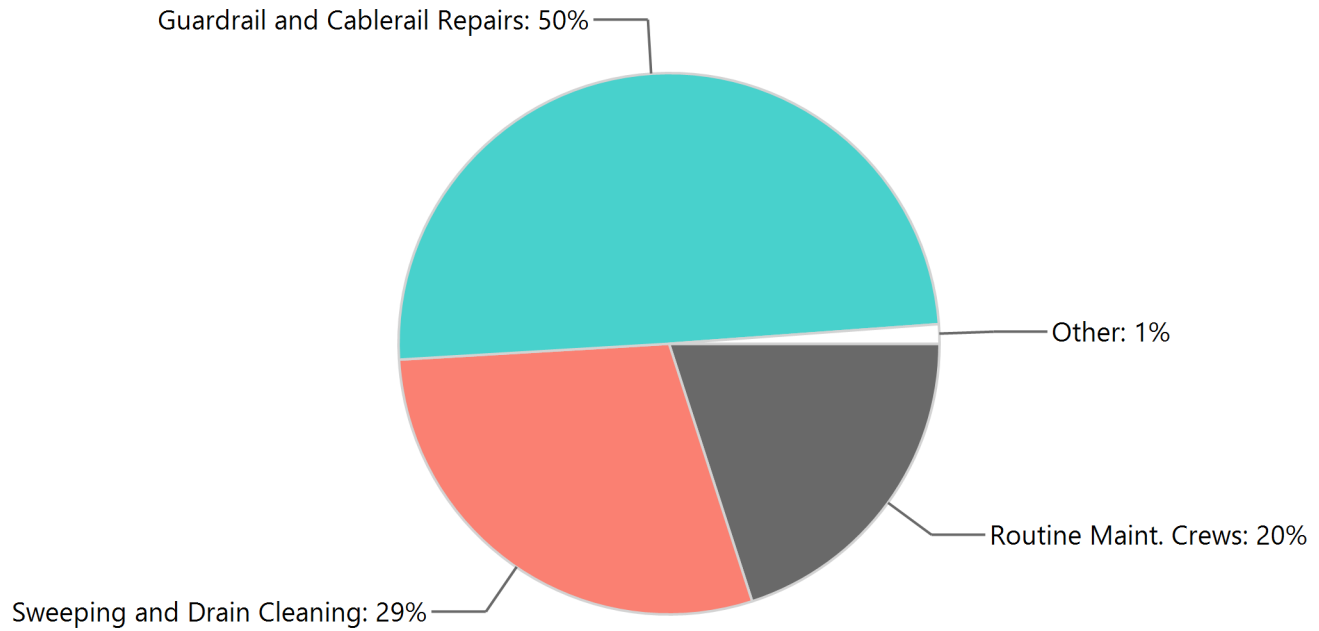
District 6






| District 6 | Q1 | Q2 | Q3 | Q4 | Year Total |
|---------------------------------|--------------------|--------------------|--------------------|--------------------|--------------------|
| Guardrail and Cablerail Repairs | \$625,000 | \$625,000 | \$625,000 | \$625,000 | \$2,500,000 |
| Routine Maint. Crews | \$151,952 | \$151,952 | \$151,952 | \$151,952 | \$607,808 |
| Sweeping and Drain Cleaning | \$86,775 | \$86,775 | \$86,775 | \$86,775 | \$347,102 |
| Local Maintenance Agreement | \$40,728 | \$40,728 | \$40,728 | \$40,728 | \$162,910 |
| Soil Stabilization Services | \$200,000 | \$125,000 | \$125,000 | \$125,000 | \$575,000 |
| Total | \$1,104,455 | \$1,029,455 | \$1,029,455 | \$1,029,455 | \$4,192,819 |

Fiscal Year 2026 Service Contract Plan

District 7



| District 7 | | Q1 | Q2 | Q3 | Q4 | Year Total |
|--|---------------------------------|--------------------|--------------------|--------------------|--------------------|---------------------|
|  | Guardrail and Cablerail Repairs | \$3,600,000 | \$3,600,000 | \$3,600,000 | \$3,600,000 | \$14,400,000 |
|  | Routine Maint. Crews | \$1,448,657 | \$1,448,657 | \$1,448,657 | \$1,448,657 | \$5,794,628 |
|  | Sweeping and Drain Cleaning | \$2,100,000 | \$2,100,000 | \$2,100,000 | \$2,100,000 | \$8,400,000 |
| | Soil Stabilization Services | \$80,000 | - | \$80,000 | - | \$160,000 |
| | Fencing Repair and Maintenance | \$50,000 | \$50,000 | \$25,000 | \$50,000 | \$175,000 |
| Total | | \$7,278,657 | \$7,198,657 | \$7,253,657 | \$7,198,657 | \$28,929,628 |