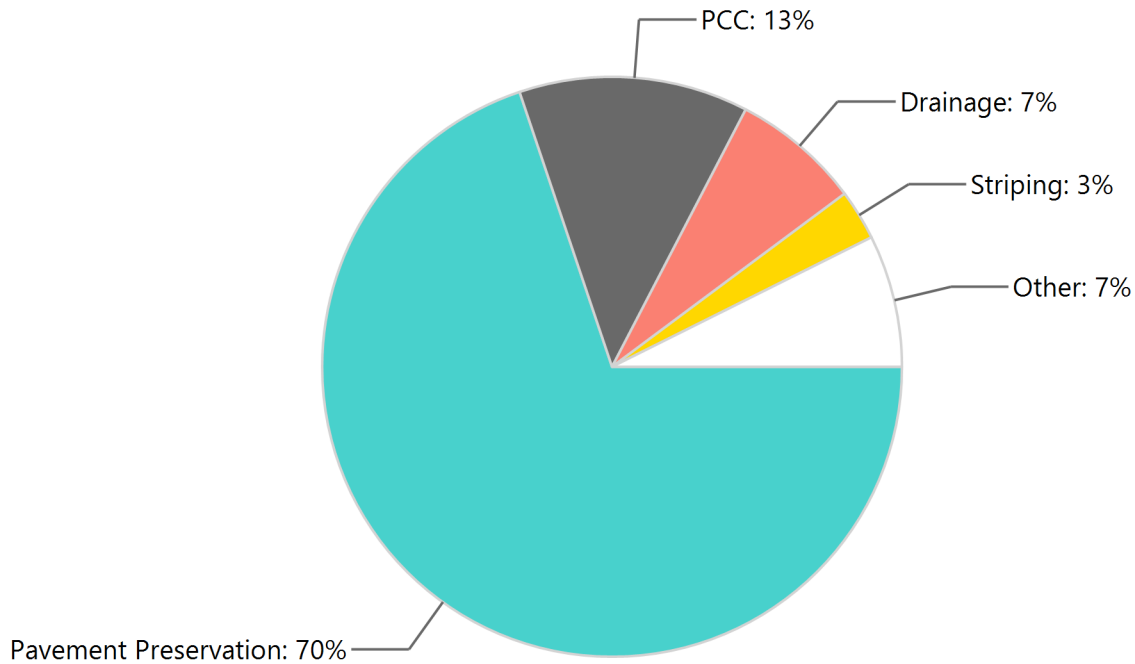


## Fiscal Year 2021 ITBs and RMRs Plan

### Statewide



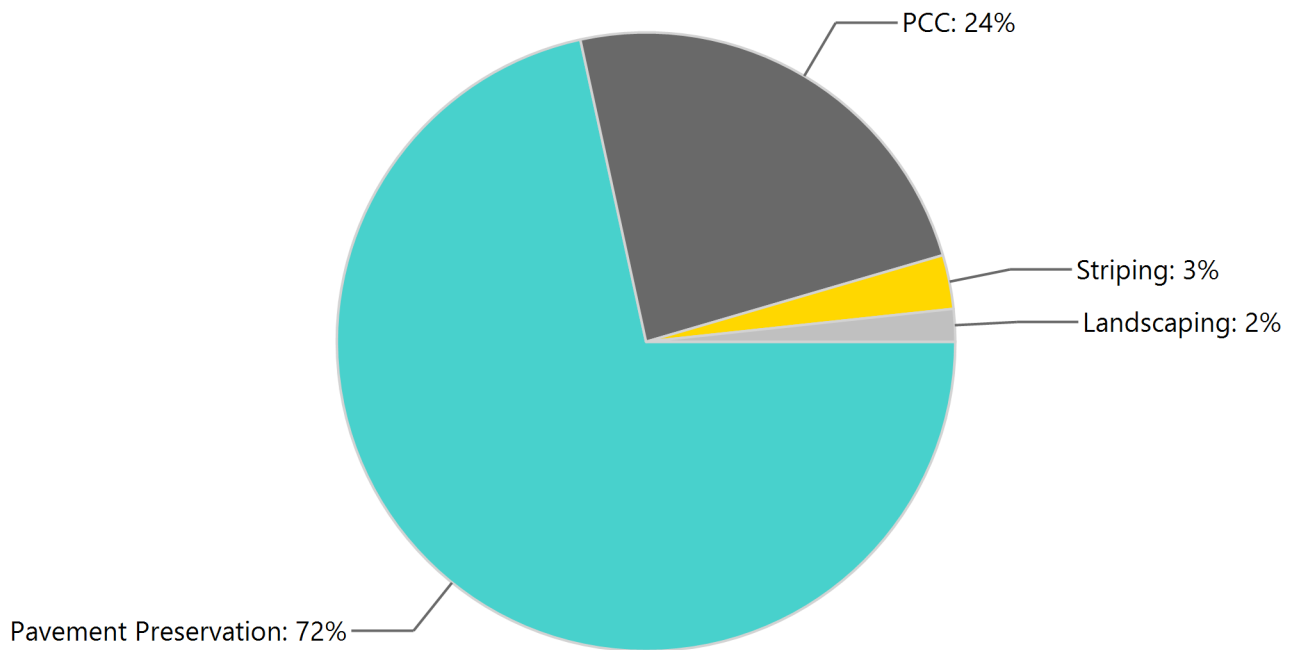
Statewide	Q1	Q2	Q3	Q4	FY Total
Pavement Preservation	\$17,068,829	\$12,714,939	\$13,890,551	\$10,330,570	<b>\$54,004,888</b>
PCC	\$2,716,531	\$4,480,000	\$2,700,000	-	<b>\$9,896,531</b>
Drainage	\$1,687,000	\$2,625,000	\$250,000	\$1,000,000	<b>\$5,562,000</b>
Striping	\$930,323	\$248,523	\$748,523	\$248,523	<b>\$2,175,890</b>
Bridge	\$948,816	-	-	-	<b>\$948,816</b>
Landscaping	-	\$250,000	\$450,000	\$200,000	<b>\$900,000</b>
Vegetation Removal	-	\$300,000	\$500,000	-	<b>\$800,000</b>
Fence	-	\$600,000	-	\$200,000	<b>\$800,000</b>
Signs	-	\$750,000	-	-	<b>\$750,000</b>
Operational Improvements	\$750,000	-	-	-	<b>\$750,000</b>
Sound Wall Repair	-	\$500,000	-	-	<b>\$500,000</b>
Tree Cutting	-	\$199,000	-	-	<b>\$199,000</b>
Guardrail	-	-	\$50,000	-	<b>\$50,000</b>
<b>Total</b>	<b>\$24,101,498</b>	<b>\$22,667,461</b>	<b>\$18,589,073</b>	<b>\$11,979,093</b>	<b>\$77,337,125</b>

Data are sourced from spreadsheets sent to METRICS staff in September of 2019

Report Generated: 9/9/2020 6:49:53 AM

## Fiscal Year 2021 ITBs and RMRs Plan

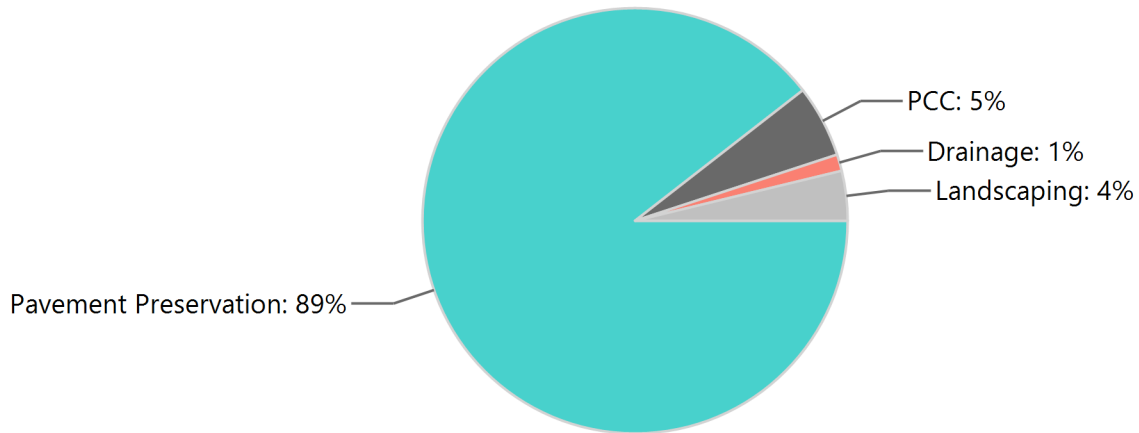
### District 1



<b>District 1</b>	<b>Q1</b>	<b>Q2</b>	<b>Q3</b>	<b>Q4</b>	<b>FY Total</b>
Pavement Preservation	\$1,536,472	\$3,000,000	\$1,000,000	\$2,890,000	<b>\$8,426,472</b>
PCC	\$1,312,531	\$750,000	\$750,000	-	<b>\$2,812,531</b>
Striping	\$106,800	\$75,000	\$75,000	\$75,000	<b>\$331,800</b>
Landscaping	-	-	-	\$200,000	<b>\$200,000</b>
<b>Total</b>	<b>\$2,955,803</b>	<b>\$3,825,000</b>	<b>\$1,825,000</b>	<b>\$3,165,000</b>	<b>\$11,770,803</b>

## Fiscal Year 2021 ITBs and RMRs Plan

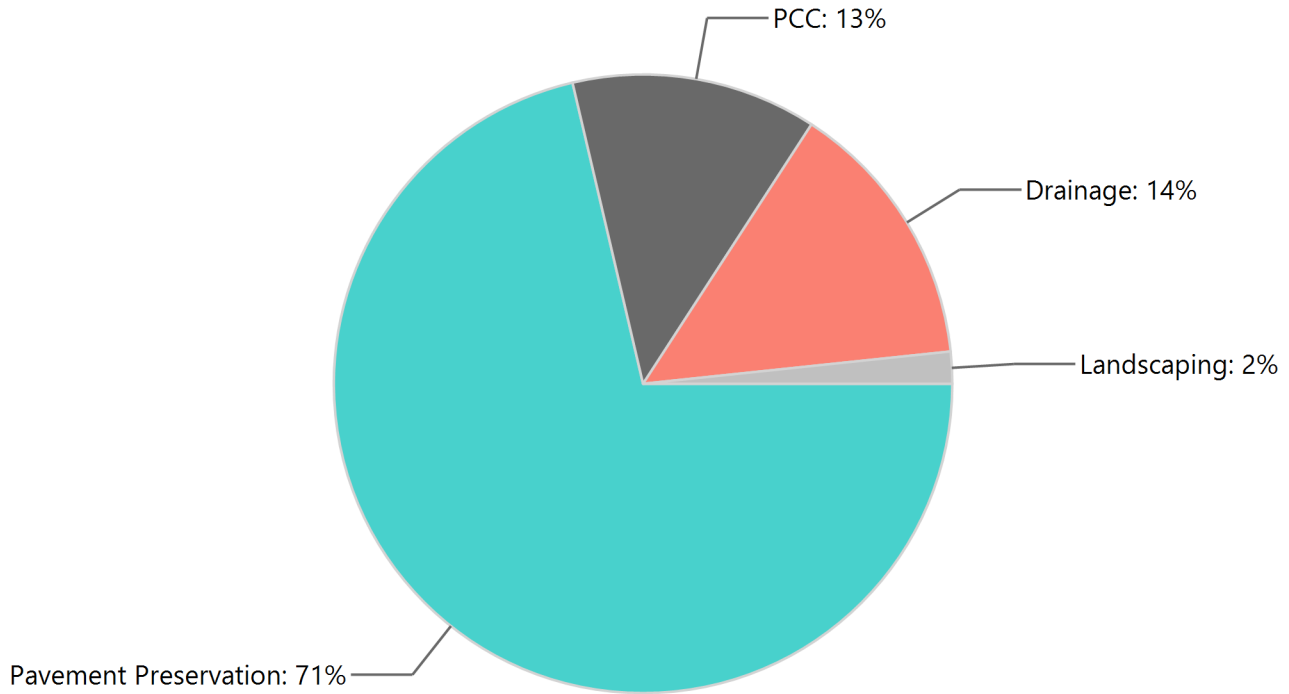
### District 2



<b>District 2</b>	<b>Q1</b>	<b>Q2</b>	<b>Q3</b>	<b>Q4</b>	<b>FY Total</b>
Pavement Preservation	\$4,000,000	\$1,750,000	\$3,375,000	\$1,535,000	<b>\$10,660,000</b>
PCC	\$654,000	-	-	-	<b>\$654,000</b>
Drainage	\$150,000	-	-	-	<b>\$150,000</b>
Landscaping	-	-	\$450,000	-	<b>\$450,000</b>
<b>Total</b>	<b>\$4,804,000</b>	<b>\$1,750,000</b>	<b>\$3,825,000</b>	<b>\$1,535,000</b>	<b>\$11,914,000</b>

## Fiscal Year 2021 ITBs and RMRs Plan

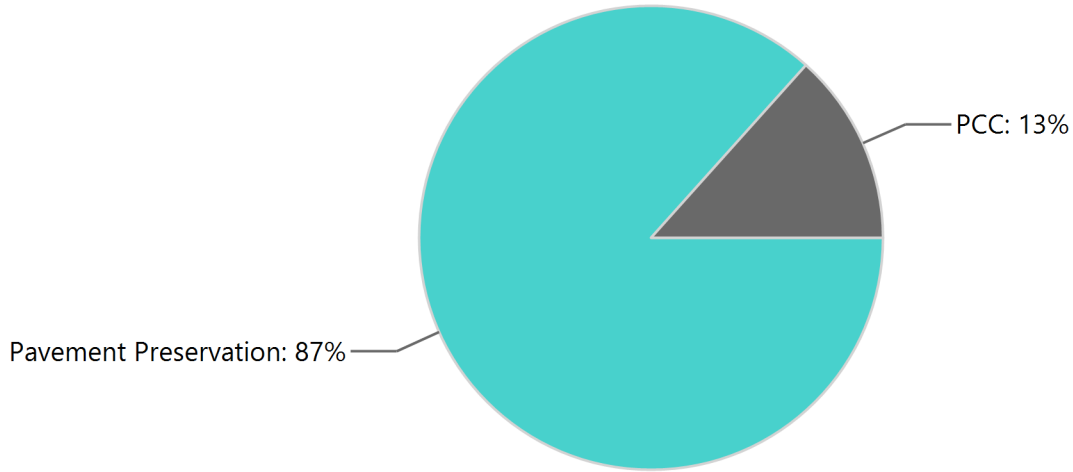
### District 3



<b>District 3</b>	<b>Q1</b>	<b>Q2</b>	<b>Q3</b>	<b>Q4</b>	<b>FY Total</b>
Pavement Preservation	\$5,110,000	\$1,900,000	\$3,690,000	-	<b>\$10,700,000</b>
PCC	-	\$1,925,000	-	-	<b>\$1,925,000</b>
Drainage	-	\$2,125,000	-	-	<b>\$2,125,000</b>
Landscaping	-	\$250,000	-	-	<b>\$250,000</b>
<b>Total</b>	<b>\$5,110,000</b>	<b>\$6,200,000</b>	<b>\$3,690,000</b>	-	<b>\$15,000,000</b>

# Fiscal Year 2021 ITBs and RMRs Plan

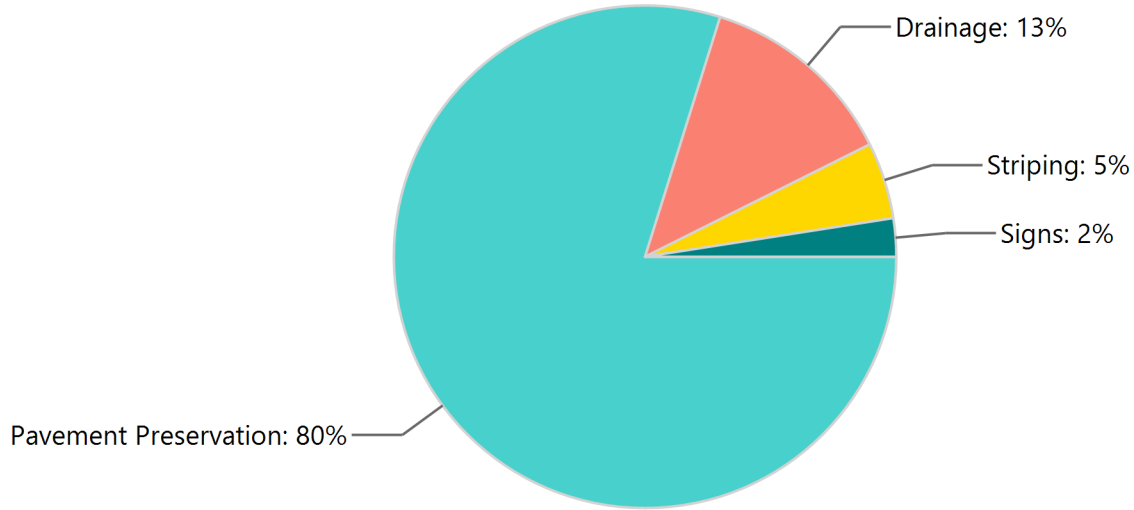
## District 4



District 4	Q1	Q2	Q3	Q4	FY Total
Pavement Preservation	\$2,519,940	\$2,748,439	\$1,279,551	\$2,855,570	<b>\$9,403,499</b>
PCC	-	-	\$1,450,000	-	<b>\$1,450,000</b>
<b>Total</b>	<b>\$2,519,940</b>	<b>\$2,748,439</b>	<b>\$2,729,551</b>	<b>\$2,855,570</b>	<b>\$10,853,499</b>

## Fiscal Year 2021 ITBs and RMRs Plan

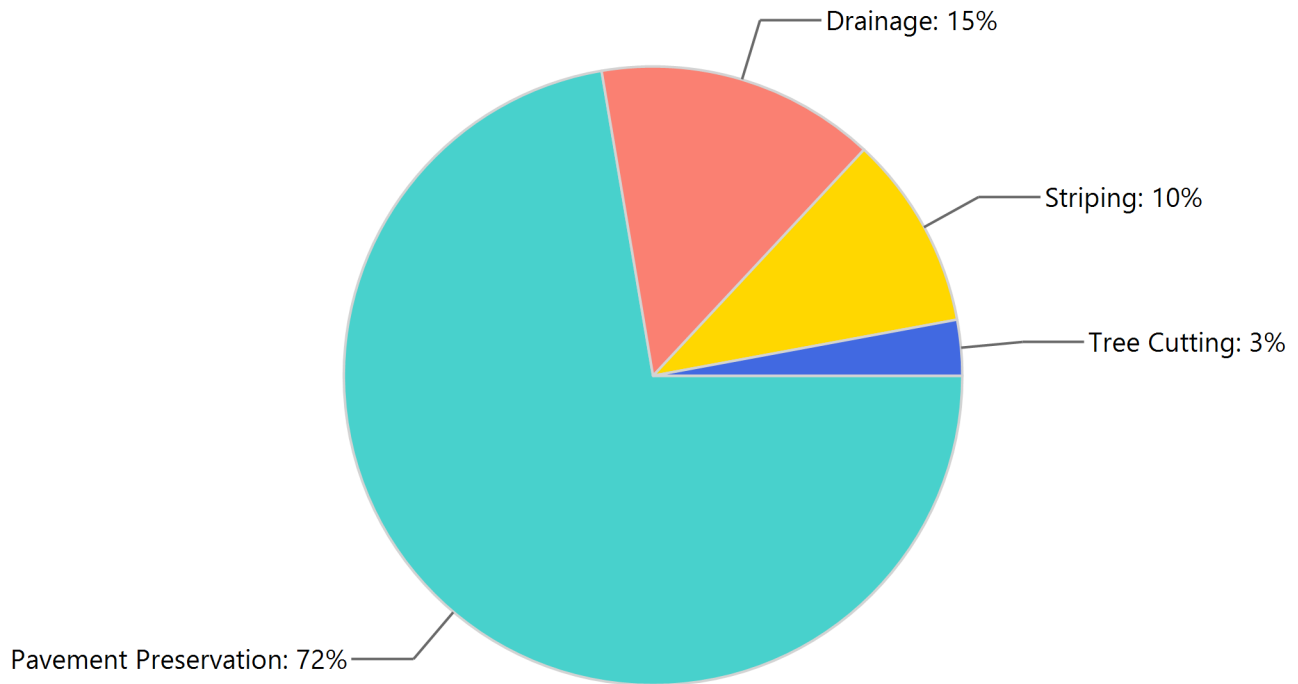
### District 5



<b>District 5</b>	<b>Q1</b>	<b>Q2</b>	<b>Q3</b>	<b>Q4</b>	<b>FY Total</b>
Pavement Preservation	\$1,822,417	\$2,426,500	\$1,966,000	\$1,900,000	<b>\$8,114,917</b>
Drainage	\$550,000	-	-	\$750,000	<b>\$1,300,000</b>
Striping	-	-	\$500,000	-	<b>\$500,000</b>
Signs	-	\$250,000	-	-	<b>\$250,000</b>
<b>Total</b>	<b>\$2,372,417</b>	<b>\$2,676,500</b>	<b>\$2,466,000</b>	<b>\$2,650,000</b>	<b>\$10,164,917</b>

## Fiscal Year 2021 ITBs and RMRs Plan

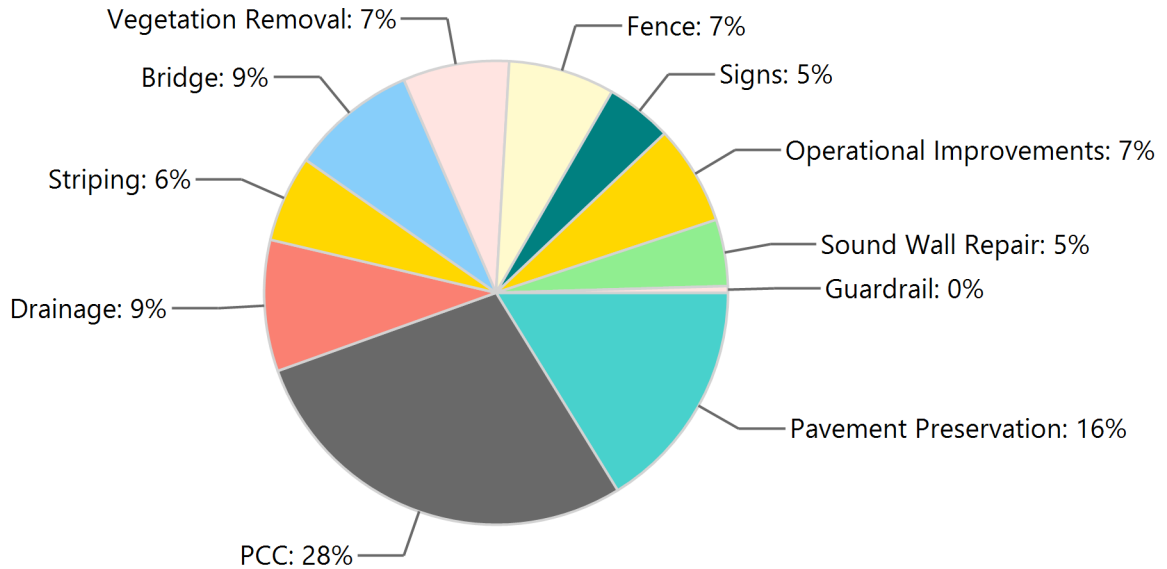
### District 6



<b>District 6</b>	<b>Q1</b>	<b>Q2</b>	<b>Q3</b>	<b>Q4</b>	<b>FY Total</b>
Pavement Preservation	\$1,750,000	\$650,000	\$2,150,000	\$400,000	<b>\$4,950,000</b>
Drainage	\$250,000	\$250,000	\$250,000	\$250,000	<b>\$1,000,000</b>
Striping	\$173,523	\$173,523	\$173,523	\$173,523	<b>\$694,090</b>
Tree Cutting	-	\$199,000	-	-	<b>\$199,000</b>
<b>Total</b>	<b>\$2,173,523</b>	<b>\$1,272,523</b>	<b>\$2,573,523</b>	<b>\$823,523</b>	<b>\$6,843,090</b>

## Fiscal Year 2021 ITBs and RMRs Plan

### District 7



<b>District 7</b>	<b>Q1</b>	<b>Q2</b>	<b>Q3</b>	<b>Q4</b>	<b>FY Total</b>
Pavement Preservation	\$330,000	\$240,000	\$430,000	\$750,000	<b>\$1,750,000</b>
PCC	\$750,000	\$1,805,000	\$500,000	-	<b>\$3,055,000</b>
Drainage	\$737,000	\$250,000	-	-	<b>\$987,000</b>
Striping	\$650,000	-	-	-	<b>\$650,000</b>
Bridge	\$948,816	-	-	-	<b>\$948,816</b>
Vegetation Removal	-	\$300,000	\$500,000	-	<b>\$800,000</b>
Fence	-	\$600,000	-	\$200,000	<b>\$800,000</b>
Signs	-	\$500,000	-	-	<b>\$500,000</b>
Operational Improvements	\$750,000	-	-	-	<b>\$750,000</b>
Sound Wall Repair	-	\$500,000	-	-	<b>\$500,000</b>
Guardrail	-	-	\$50,000	-	<b>\$50,000</b>
<b>Total</b>	<b>\$4,165,816</b>	<b>\$4,195,000</b>	<b>\$1,480,000</b>	<b>\$950,000</b>	<b>\$10,790,816</b>