



STATE TRANSPORTATION BOARD

COMMITTEE MEETINGS

February 16, 2022



STATE TRANSPORTATION BOARD

Legislative Committee

February 16, 2022



Legislative Update

Joshua L. Waller

Director of Policy & Government Affairs

February 16, 2022

2022 Legislative Calendar

2022 Session of the Georgia General Assembly

January						
2	3	4	5	6	7	8
9	10	11	12	13	14	15
16	17	18	19	20	21	22
23	24	25	26	27	28	29
30	31					

February						
		9	10	11	12	13
6	7	8	9	10	11	12
13	14	15	16	17	18	19
20	21	22	23	24	25	26
27	28					

March/April						
		22	23	24		5
		1	2	3	4	
6	7	8	9	10	11	12
13	14	15	16	17	18	19
20	21	22	23	24	25	26
27	28	29	30	31	1	2
3	4	5	6	7	8	9

Session Days **IN RED** | Committee Workdays **IN BLUE** | Crossover Day: **March 15th** | Sine Die: **April 4th**

2022 Legislative Session

Key Items

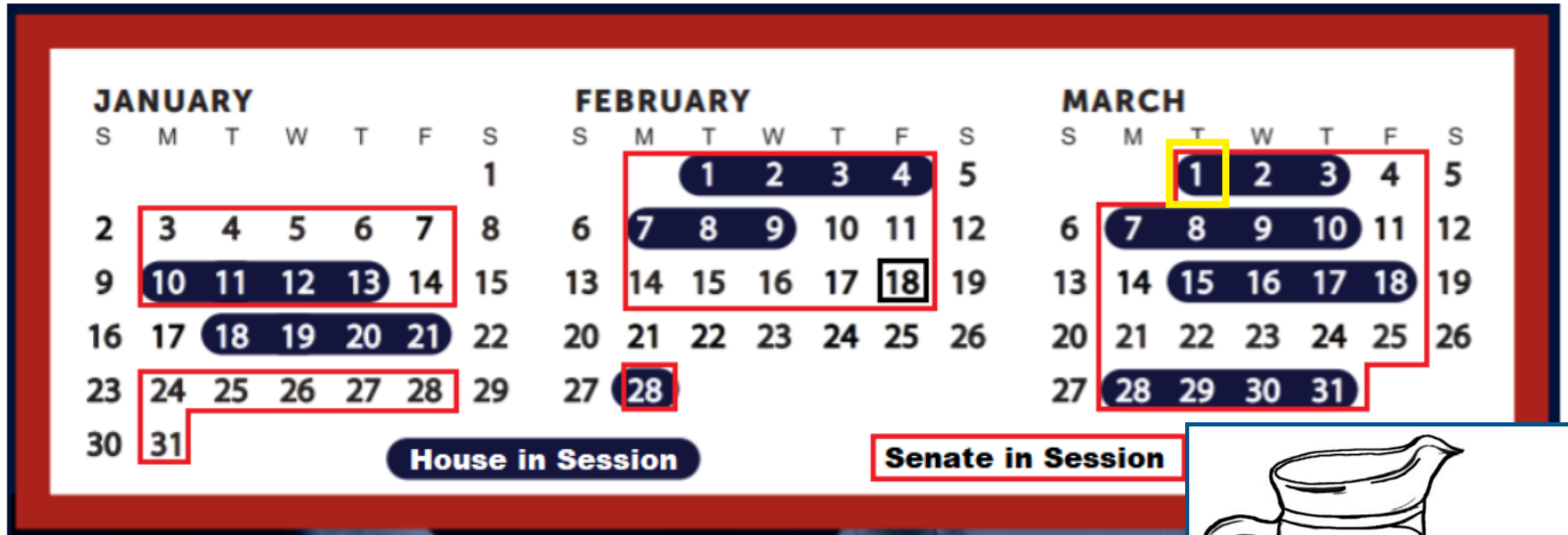
- Electric Vehicle Charging Legislation
 - HB 1133—Rep. Mike Cheokas
 - HB 1322—Rep. Alan Powell
 - SB 492—Sen. Jeff Mullis
- 811 Legislation Update
- Other Legislative Items

Federal Update




Federal Update

2022 Congressional Schedule: January through March



- Pending continuing resolution through March 1st.



- Appropriators announced potential framework.

Questions

???????





STATE TRANSPORTATION BOARD

Finance Committee

February 16, 2022



AFY 2022 Budget Update

Angela Whitworth

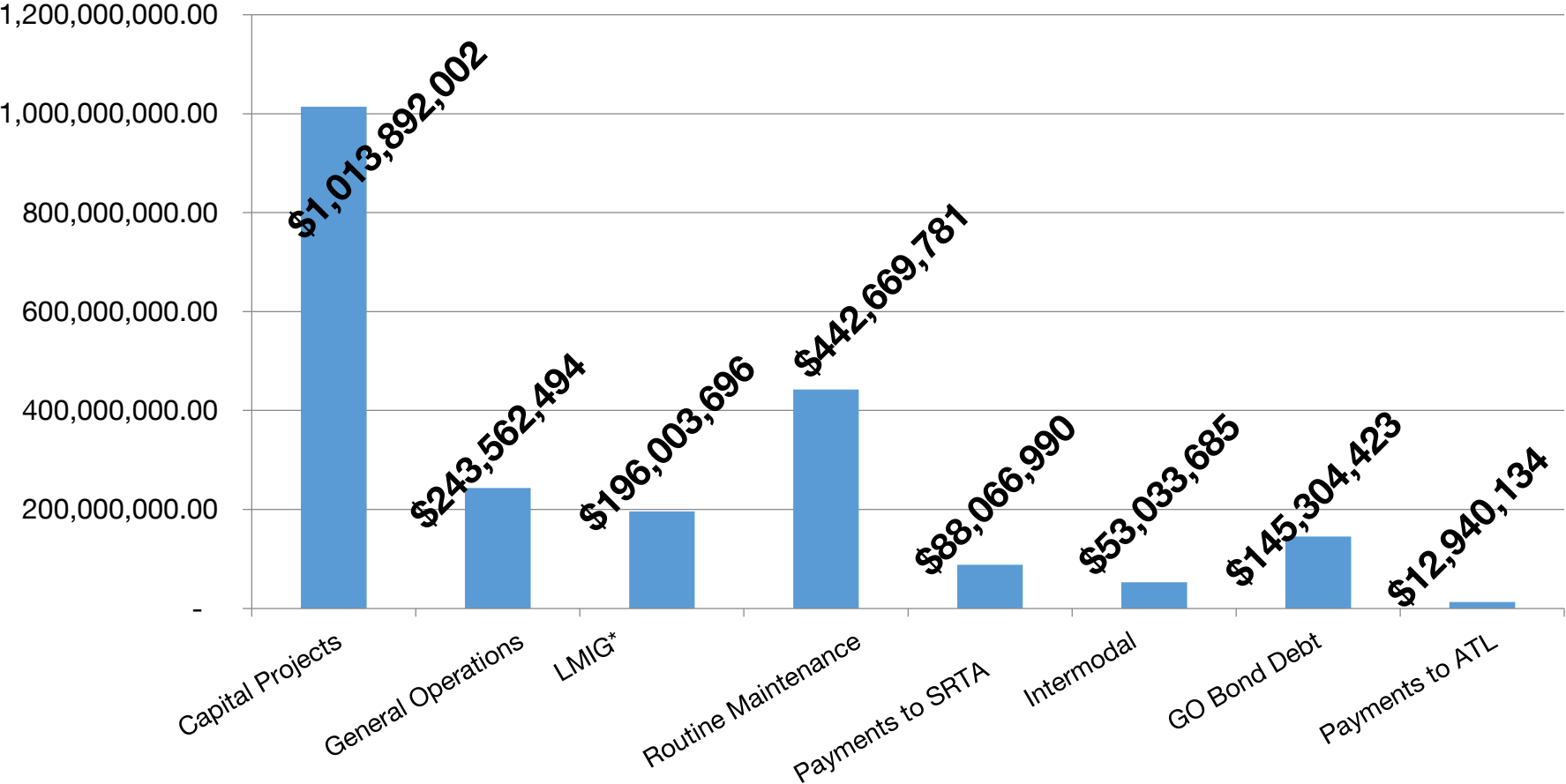
Treasurer

February 16, 2022

FY 2022 Amended Revenue Comparison

	FY 22 Base	Change	AFY 22
Excise:	\$1,960,036,957	\$0	\$1,960,036,957
Fees:	\$130,000,000	\$56,040,355	\$186,040,355
Ride-Share			
Fees:	\$7,638,448	\$9,889,152	\$17,527,600
State General			
Funds:	\$2,125,000	\$30,088,904	\$32,213,904
GRTA:	(\$330,465)	(\$15,146)	(\$345,611)
<hr/>			
Total:	\$2,099,469,940	\$96,003,265	\$2,195,473,205

AFY 2022 Budget – House Version



* LMIG is 10% excise

FY 2022 Amended Budget – House Version

Program	Fund Source	FY 22 BASE	Change	AFY 22 Request
GO Bond Debt	Motor Fuel	\$125,814,917	(\$74,598,461)	\$51,216,456
	Fees	\$19,489,506	\$74,598,461	\$94,087,967
GO Bond Debt Total		\$145,304,423	\$-	\$145,304,423
Capital Construction	Motor Fuel	\$897,079,413	\$52,266,128	\$949,345,541
	Fees	\$-	\$-	\$-
Capital Construction Total		\$897,079,413	\$52,266,128	\$949,345,541
Capital Maintenance	Motor Fuel	\$60,200,000	\$-	\$60,200,000
Program Delivery	Motor Fuel	\$105,002,720	\$6,135,434	\$111,138,154
Data Collections	Motor Fuel	\$2,831,687	\$58,267	\$2,889,954
Departmental Admin	Motor Fuel	\$72,293,125	\$2,740,658	\$75,033,783
LMIG	Motor Fuel	\$196,003,696	\$-	\$196,003,696
Local Roads	Motor Fuel	\$4,346,461	\$-	\$4,346,461
Planning	Motor Fuel	\$2,857,098	\$50,920	\$2,908,018

FY 2022 Amended Budget – House Version

Program	Fund Source	FY 22 BASE	Change	AFY 22 Request
Routine Maintenance	Motor Fuel	\$430,892,701	\$11,777,080	\$442,669,781
Traffic Management	Motor Fuel	\$50,022,611	\$1,569,974	\$51,592,585

Program	Fund Source	FY 22 BASE	Change	AFY 22 Request
Intermodal	Fees	\$21,981,122	(\$18,688,941)	\$3,292,181
	State General Funds	\$2,125,000	\$30,088,904	\$32,213,904
	Rideshare	\$7,638,448	\$9,889,152	\$17,527,600
Intermodal Total		\$31,744,570	\$21,289,115	\$53,033,685

FY 2022 Amended Budget – Attached Agencies (House Version)

Program	Fund Source	FY 22 BASE	Change	AFY 22 Request
Payments to SRTA	Motor Fuel	\$12,692,528	\$-	\$12,692,528
	Fees	\$75,374,462	\$-	\$75,374,462
Payments to SRTA Total		\$88,066,990	\$-	\$88,066,990
Payments to ATL	Fees	\$12,824,445	\$115,689	\$12,940,134

**THANK
YOU**



STATE TRANSPORTATION BOARD

Equal Access Committee

February 16, 2022



DBE Semi-Annual Report

December 2021 Submission

Kimberly King, EEO Director

Menelik Alleyne, Asst. Administrator

February 16, 2022

DBE Semi-Annual Reporting

- Completed twice annually, June & December
- Specific to FEDERAL dollar amounts spent with DBE firms
- In addition to federal spend, GDOT provides participation opportunity to DBE firms:
 - TIA
 - Routine Maintenance
 - Quick and Rapid response
 - State-funded Capital Construction



Project Participation

Federally Funded DBE Award Amount

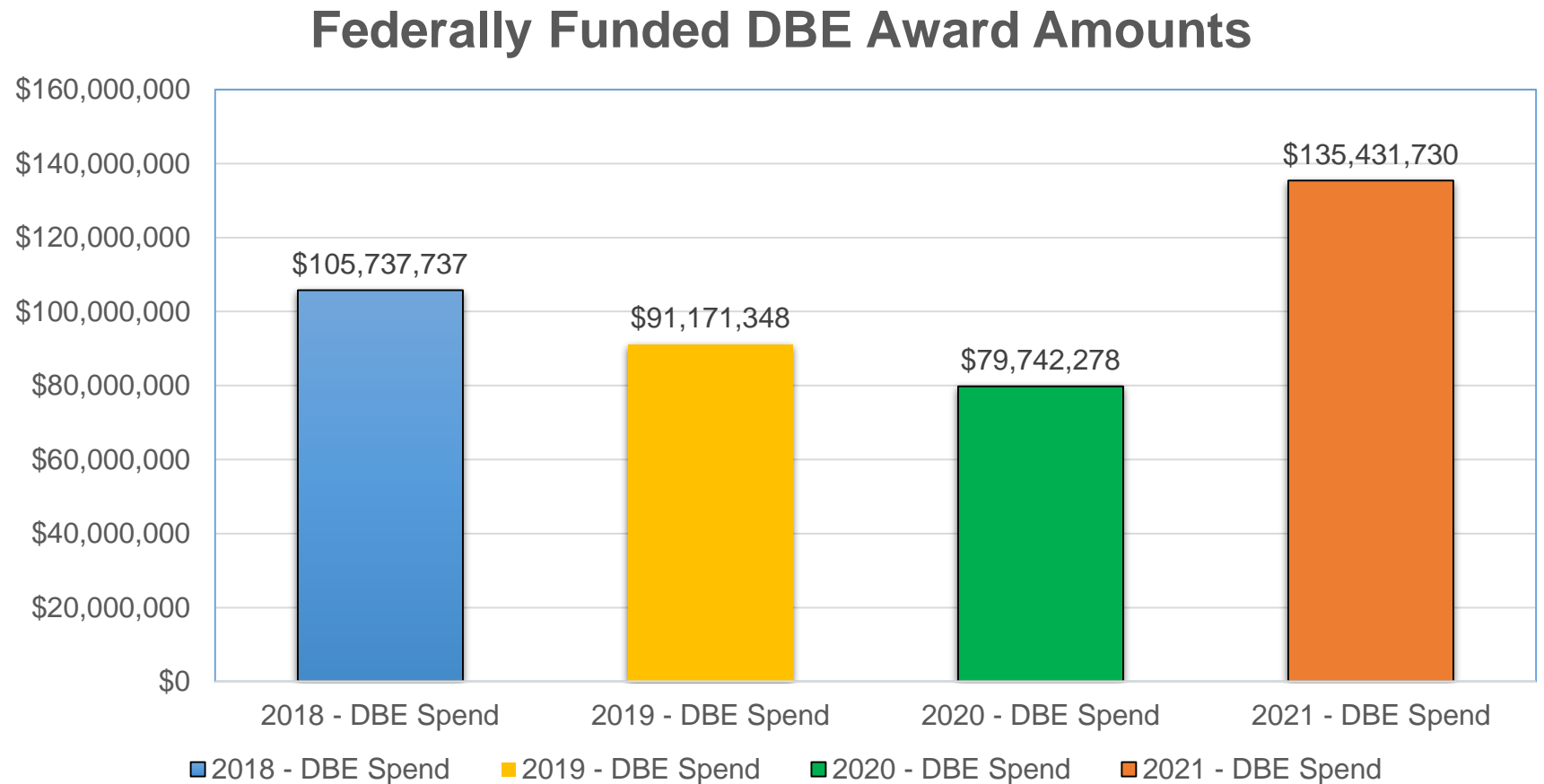
- In December 2021, GDOT reported a federal DBE expenditure of \$67,517,073
- This was 8% of the total federal award amount available of \$856,742,759



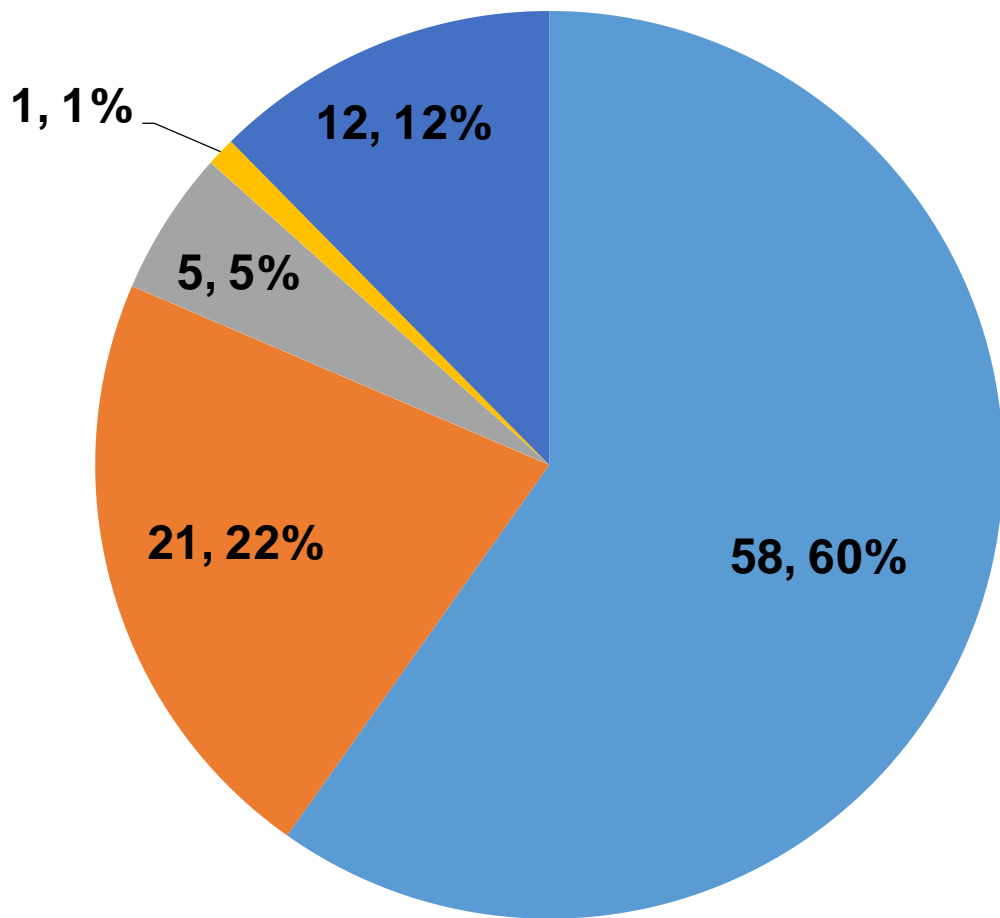
Show Me The Money

Federally Funded DBE Award Amounts

- 2018-DBE Spend = \$105,737,737
- 2019-DBE Spend = \$91,171,348
- 2020-DBE Spend = \$79,742,278
- 2021-DBE Spend = \$135,431,730



Fiscal Year 2022 Letting Report Number of Projects Let in FY 2022 (Contractor Low Bid Award Data)



Total = 97

GDOT & Local Lets

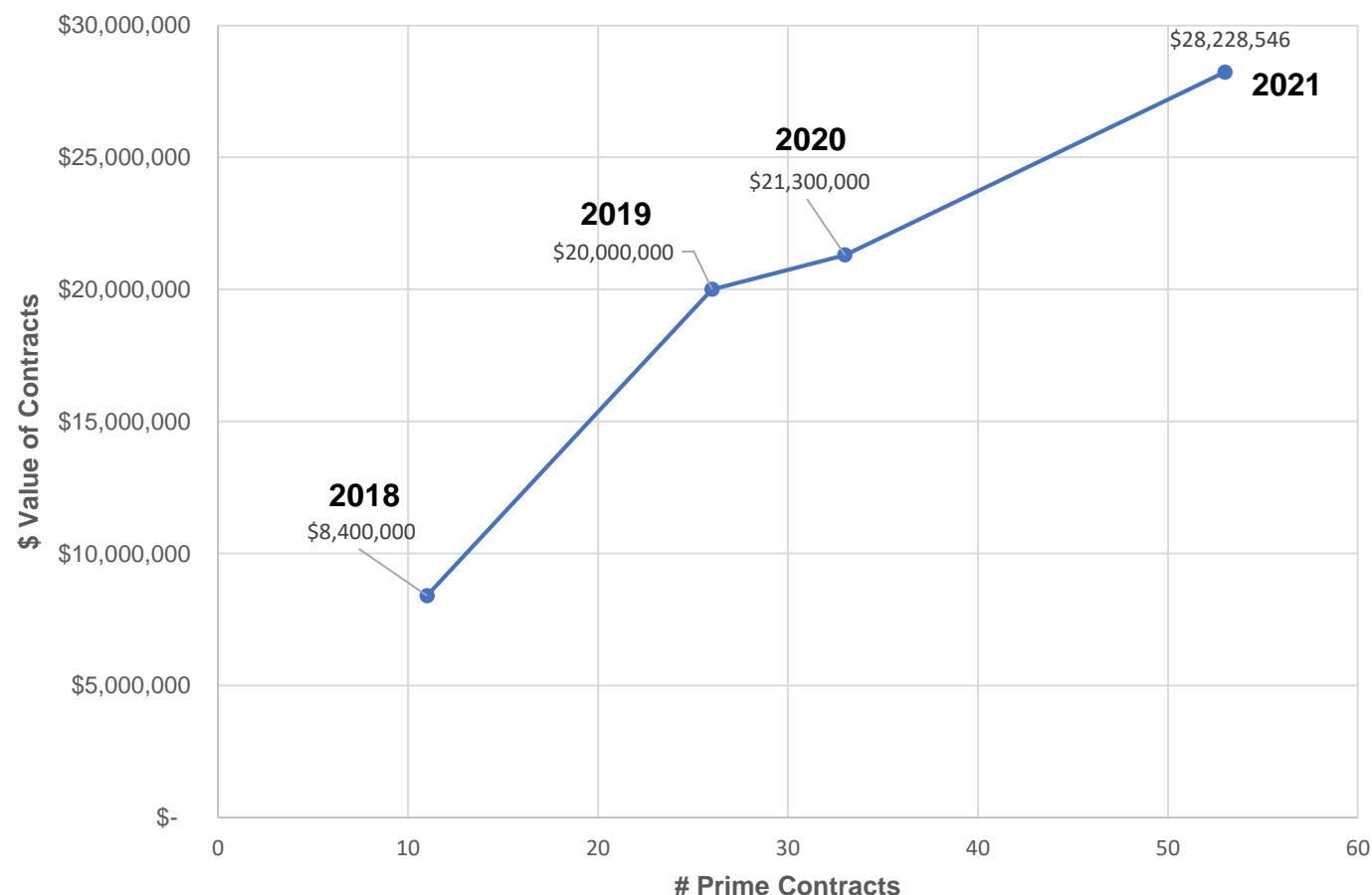


*As of December 2, 2021
Source Bidding Administration*

Project Expectations

- Maintenance Opportunities
- Prime Contracting Opportunities
- **53** DBE Prime Contracts awarded
FY 2021 = **\$28.2 million**
 - 33 DBE Prime Contracts awarded
FY 2020 = \$21.3 million
 - 2019: 26 prime contracts =
\$20 million
 - 2018: 11 prime contracts =
\$8.4 million

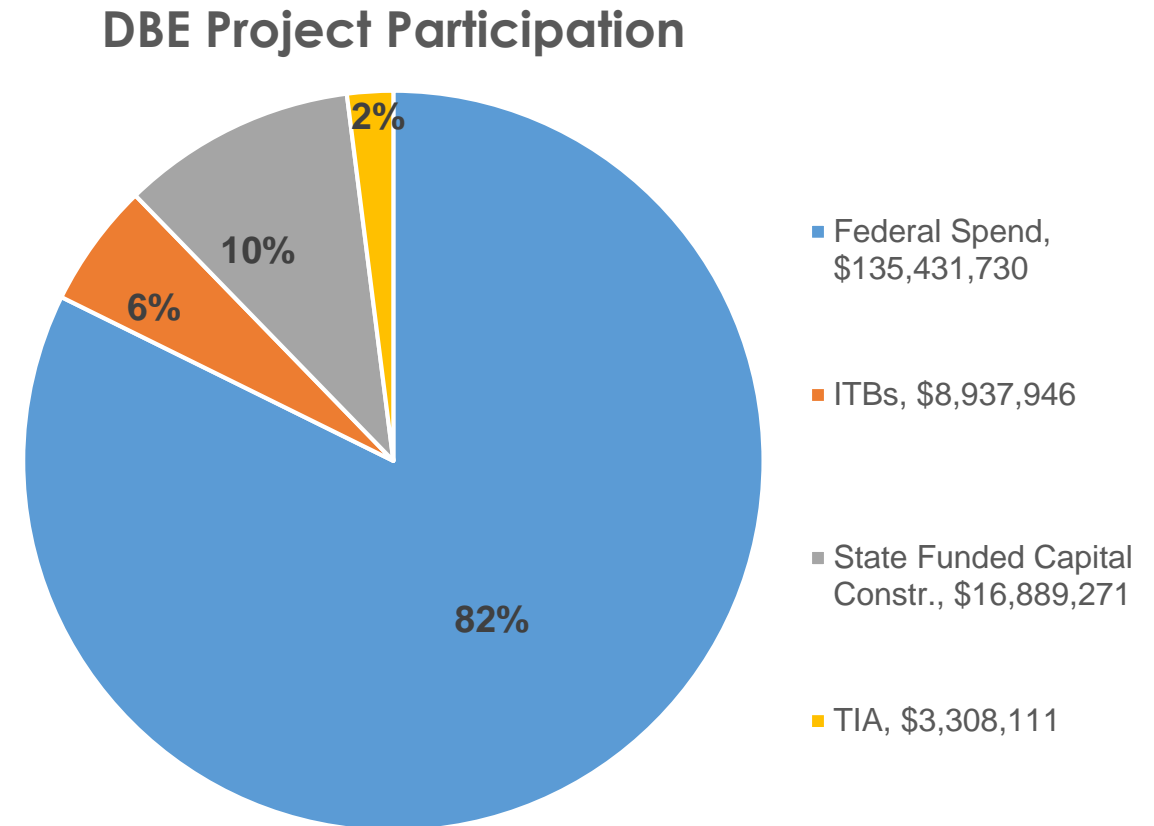
Prime Contracts Awarded



Project Participation

What does the DBE Participation Look Like Beyond the Federal \$\$?

- Federal Spend - \$135,431,730
- ITBs - \$8,937,946
- State Funded Capital Constr. - \$16,889,271
- TIA - \$3,308,111



Participation Opportunities Have Grown at GDOT

- Before TFA, contract awards to DBE firms were almost exclusively federal awards valued at approximately \$63,000,000
- Since TFA, contract award values have grown to include a greater variety of work types and prime opportunities
- Award amounts now reflect significant growth in the variety of participation opportunities offered to DBEs by GDOT work activity...
 1. ITBs/Routine Maintenance
 2. Quick/Rapid Response
 3. State-Funded Capital Construction
 4. TIA Projects





STATE TRANSPORTATION BOARD

Committee of the Whole

February 16, 2022



Georgia Department of Transportation

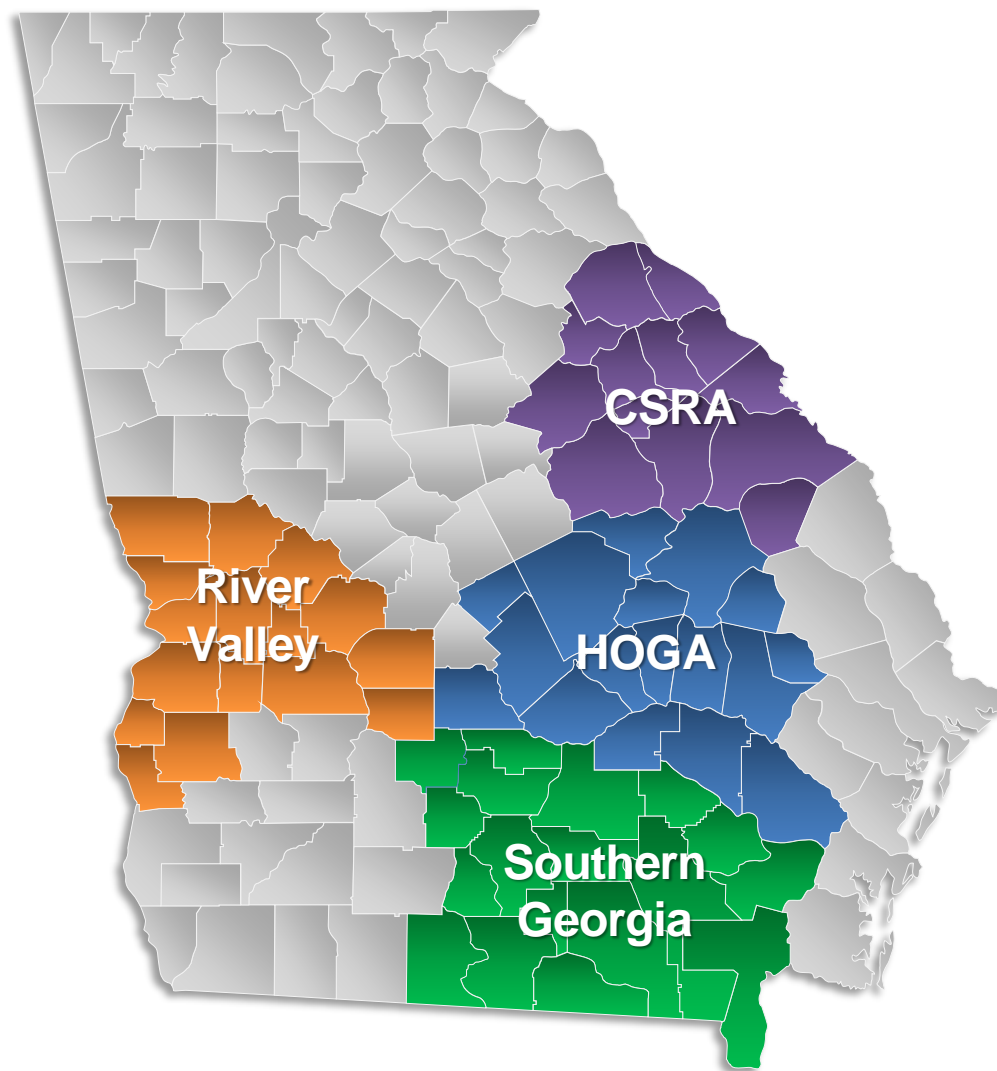
Transportation Investment Act Annual Update

Kenneth Franks, State TIA Administrator

February 16, 2022



TIA Regions



TIA Collections through December 2021

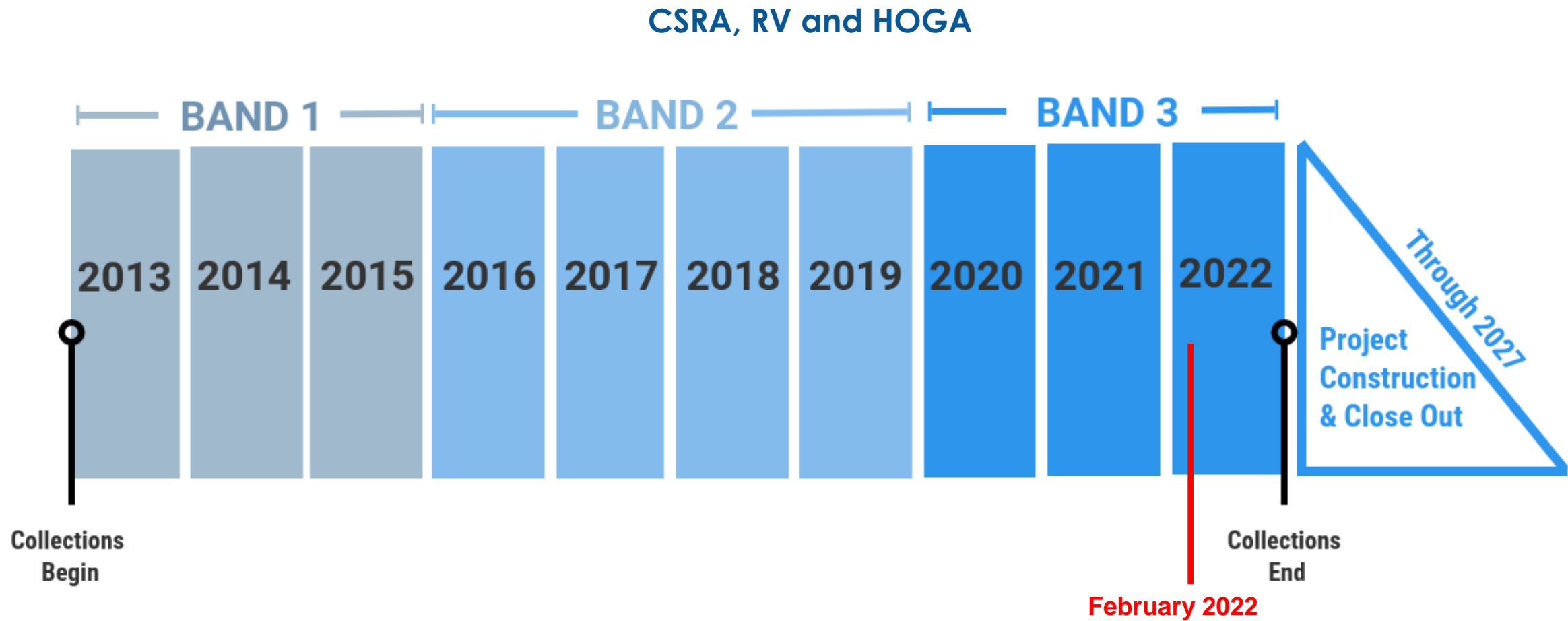
Region	Total	Approved Investment List (75%)	Local Discretionary (25%)
CSRA	\$647,778,011	\$485,833,508	\$161,944,503
River Valley	\$446,694,839	\$335,021,129	\$111,673,710
Heart of Georgia	\$290,361,946	\$217,771,460	\$72,590,487
Southern Georgia	\$196,527,198	\$147,395,398	\$49,131,799
Totals	\$1,581,361,994	\$1,186,021,495	\$395,340,499

*All amounts rounded to the nearest dollar

TIA Collections through December 2021

Region	Total Collected	Original Revenue Forecast	% Difference
CSRA	\$647,778,011	\$748,617,854	-13.47%
River Valley	\$446,694,839	\$529,135,045	-15.58%
Heart of Georgia	\$290,361,946	\$354,816,636	-18.17%
Southern Georgia	\$196,527,198	\$160,515,079	22.44%

TIA Timeline



First 9 Years of TIA

- 913 Projects Advanced to Construction
- 272 of 306 Band 3 Projects



TIA 2021 Highlights

94

TIA Projects Let to Construction

66

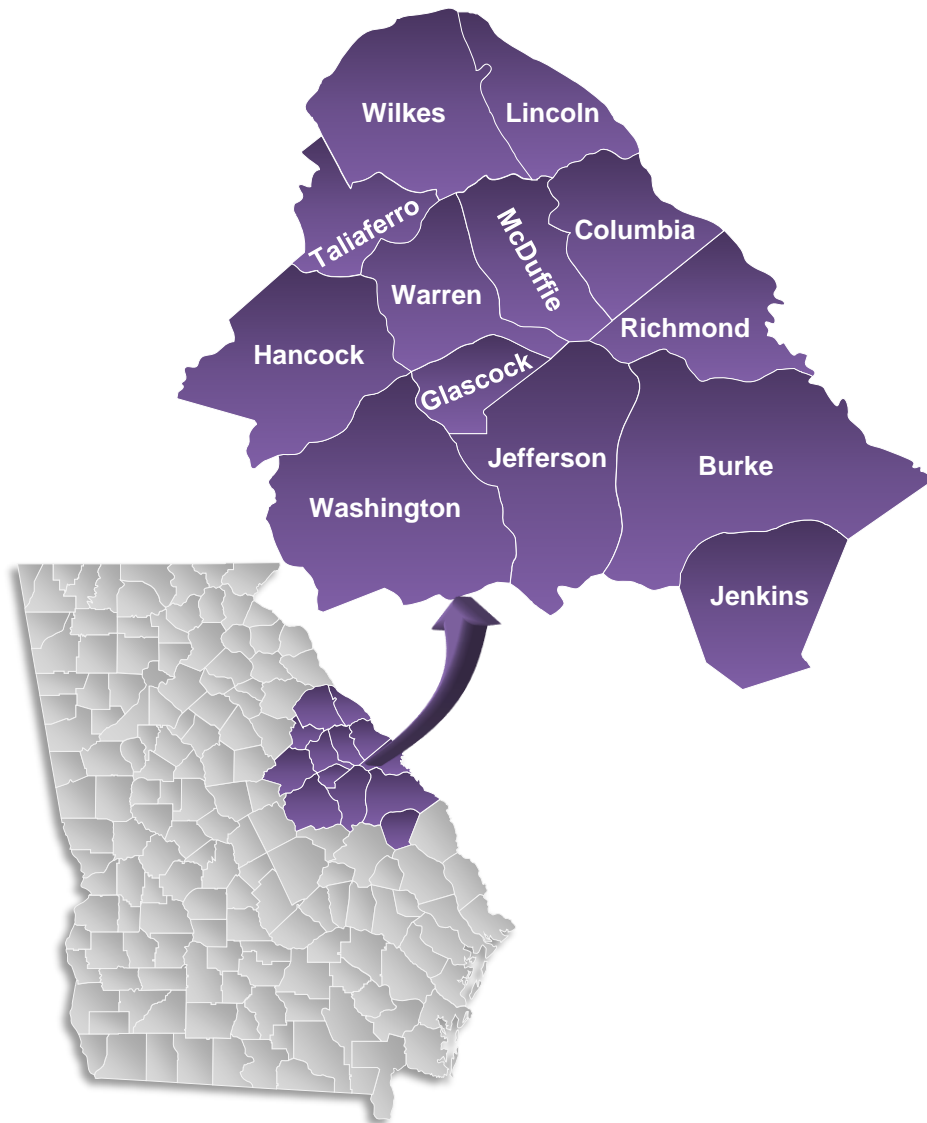
TIA Projects Completed

\$95,571,075

TIA Program Expenditures



CSRA Project Overview



84

Total Projects

\$546,514,666

Final Investment List
Project Total

16

In Construction

56

Projects Completed

\$285,814,206

Total Expenditure to Date
(as of 02.02.2022)

\$161,944,503

25% Funds Distributed



Louisville Bypass Jefferson County

Before



Active Construction





SR 17 Drainage Improvements McDuffie County

Before



Active Construction





CSRA Discretionary Funds at Use



RV Project Overview



23

Total Projects

\$410,754,730

Final Investment List
Project Total

3

In Construction

17

Projects Completed

\$209,962,914

Total Expenditure to Date
(as of 02.02.2021)

\$111,673,710

25% Funds Distributed



East Railroad Street Resurfacing

City of Montezuma





District Line Road Sumter County

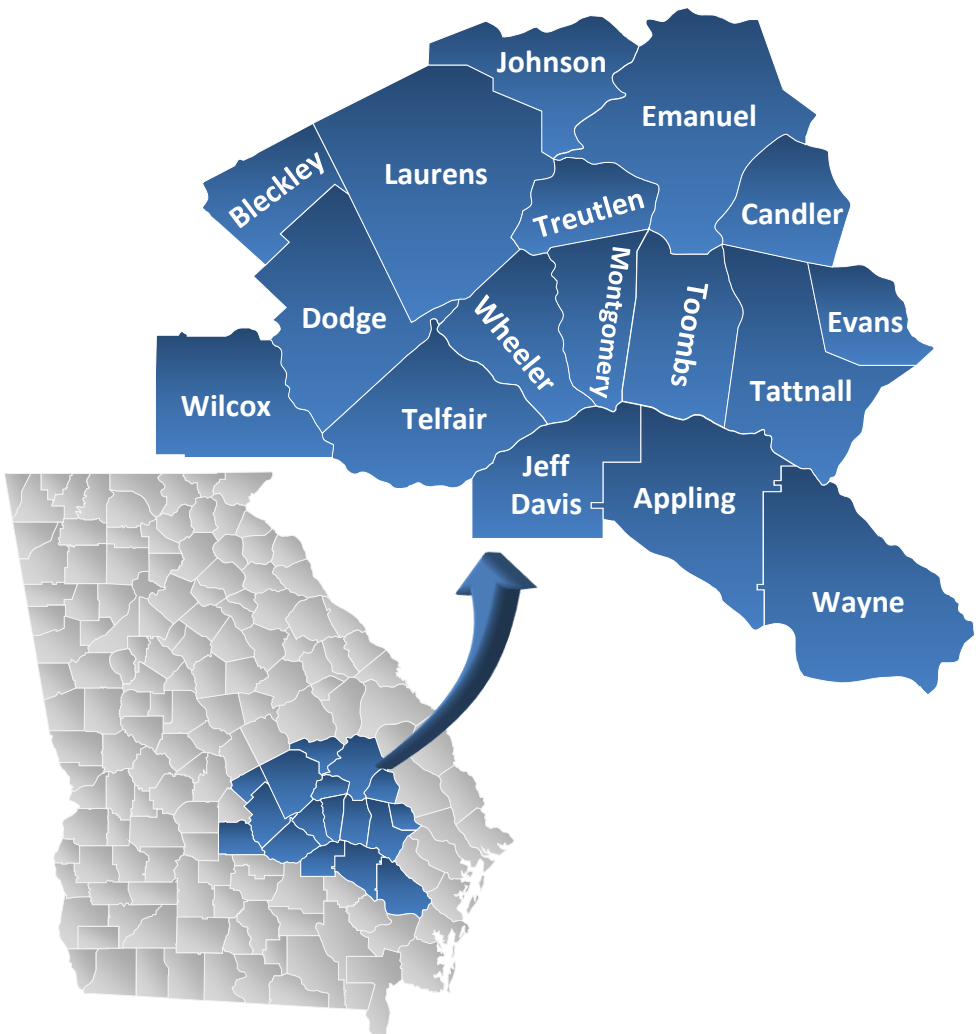




RV Discretionary Funds at Use



HOGA Project Overview



764

Total Projects

\$366,631,175

Final Investment List
Project Total

141

In Construction

601

Projects Completed

\$153,643,876

Total Expenditure to Date
(as of 02.02.2022)

\$72,590,487

25% Funds Distributed



Philadelphia Church Road Jeff Davis County



Elizabeth Church Road Jeff Davis County





HOGA Discretionary Funds at Use

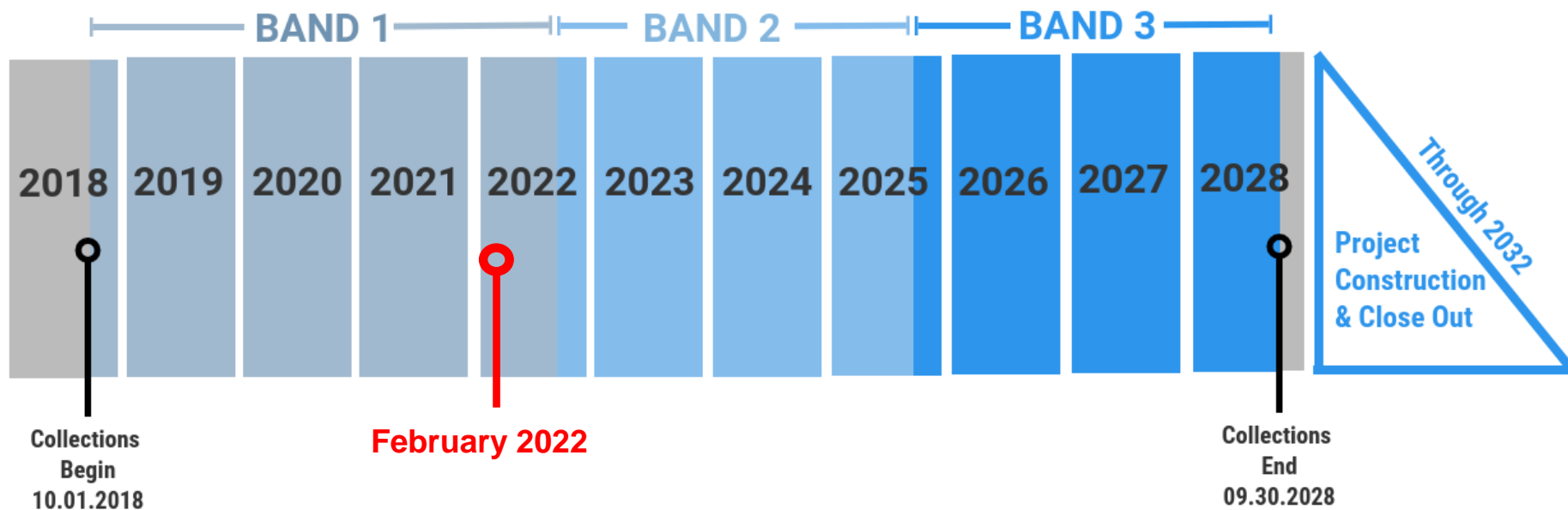




HOGA Discretionary Funds at Use

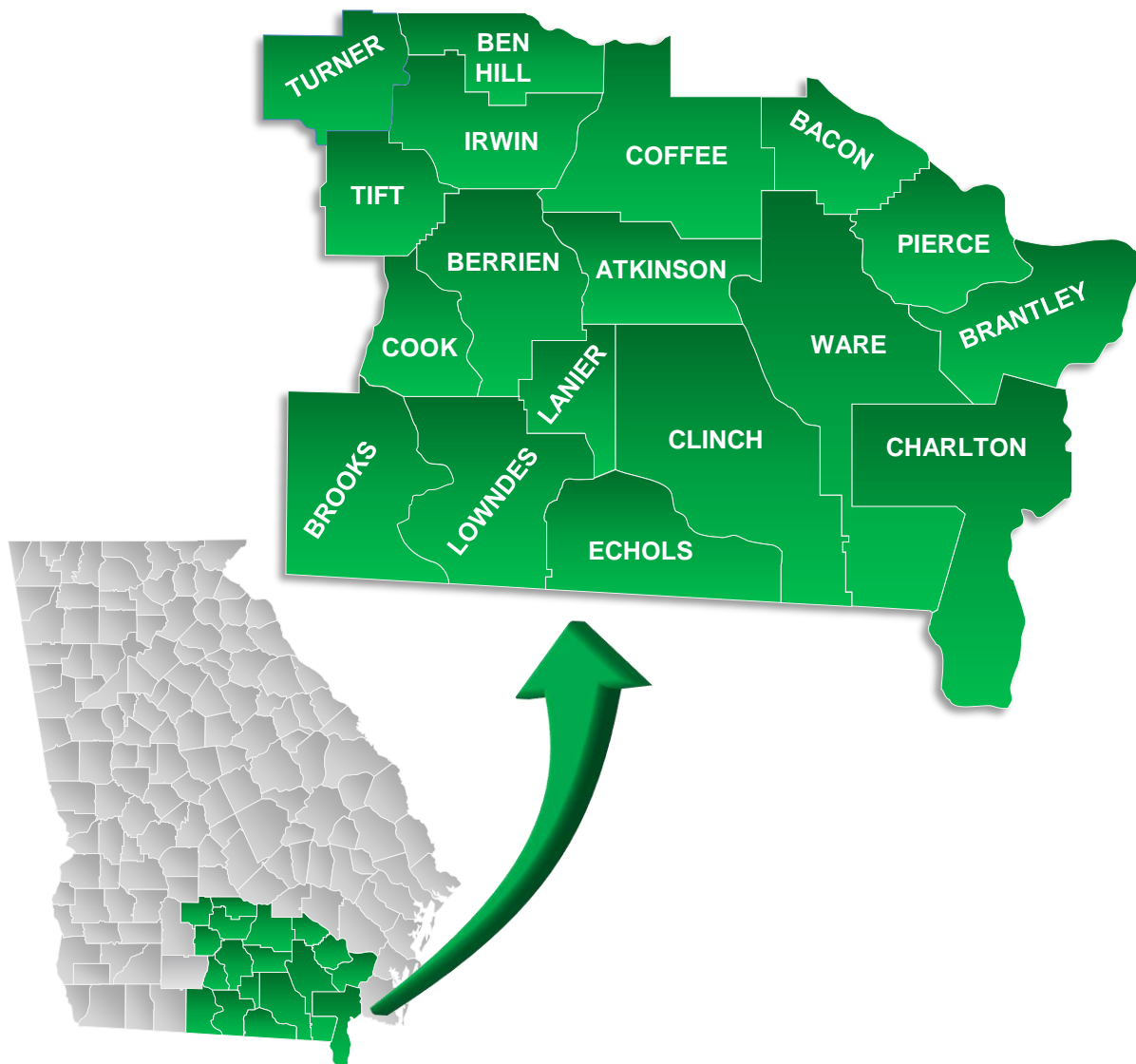


SG Timeline



* Should revenue meet the projected max prior to the legislated end date, collections will end early.

SG Project Overview



151

Total Projects

\$408,763,452

Final Investment List
Project Total

18

In Construction

62

Projects Completed

\$60,917,088

Total Expenditure to Date
(as of 02.02.2022)

\$49,131,799

25% Funds Distributed



Clyattstone Road & Simpson Lane Lowndes County

Before




After





SR 32 Widening Coffee County





SG Discretionary Funds at Use

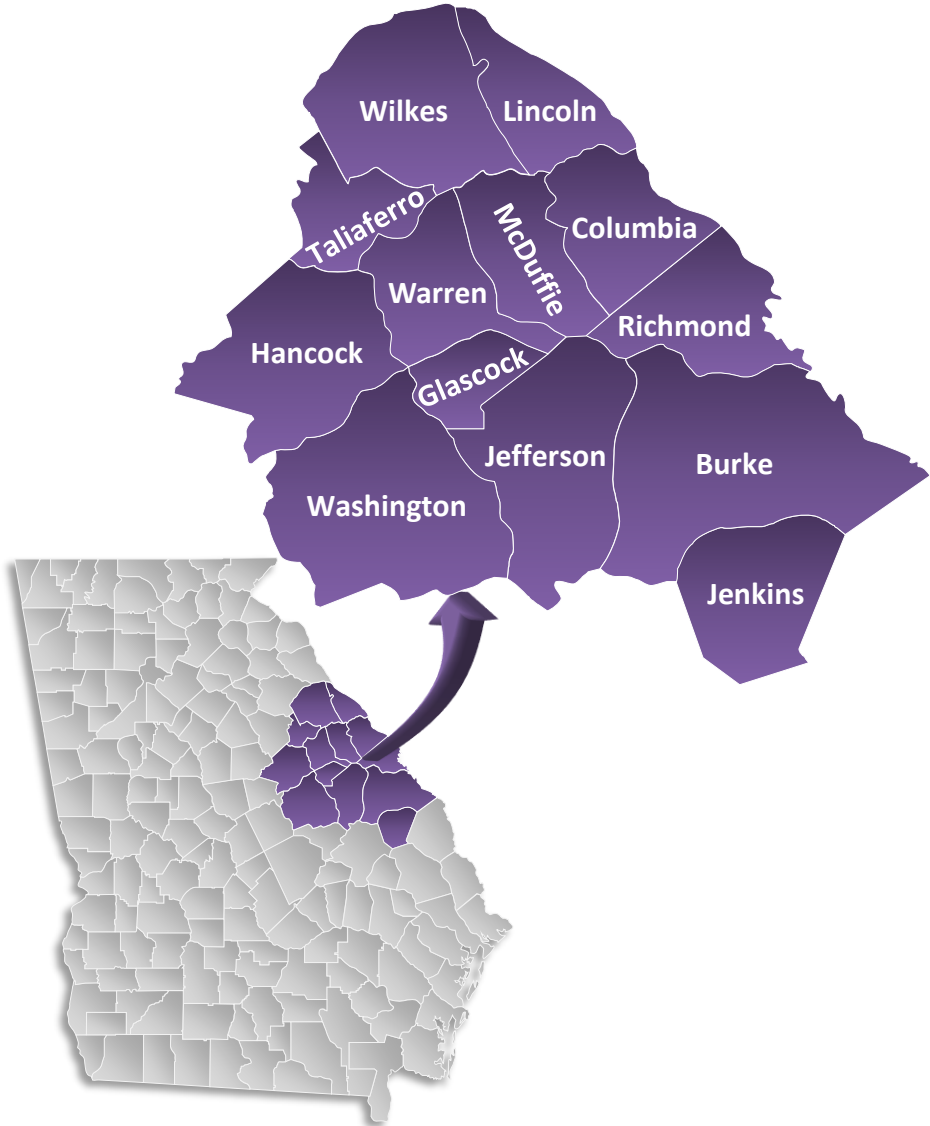




SG Discretionary Funds at Use



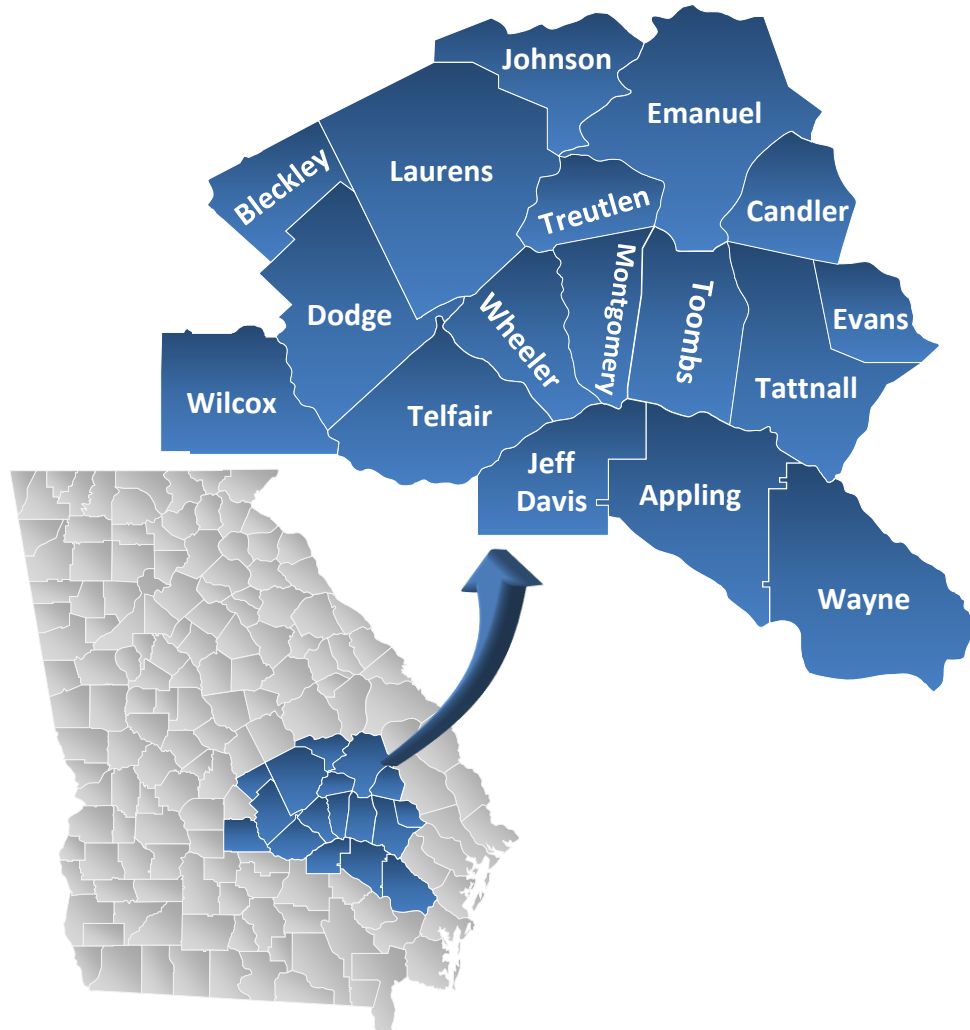
CSRA TIA 2 (2023-2032)



\$ 923,161,980
10-year Forecast

162
Projects

HOGA TIA 2 (2023- 2032)



\$392,064,180

10-year Forecast

580

Projects on the List

May 2022

Ballot

RV TIA 2 (2023-2032)



\$664,868,522

10-year Forecast

45

Projects on the List

May 2022

Ballot

Questions?





STATE TRANSPORTATION BOARD

COMMITTEE MEETINGS

February 16, 2022