Georgia Department of Transportation

Proposal for

Design-Build Services for FY 23 Interstate ITS and CV Implementation DB Project

P.I. No. 0019550

Technical Proposal Submittal

RFP Number: 484-01272023DB
July 20, 2023

Jacobs

Challenging today.
Reinventing tomorrow.

Technical Proposal

- Construction Staging and Traffic Management Narrative
- Project Management Approach
- Proposal Schedule Narrative
- Project Differences from the Basic Configuration

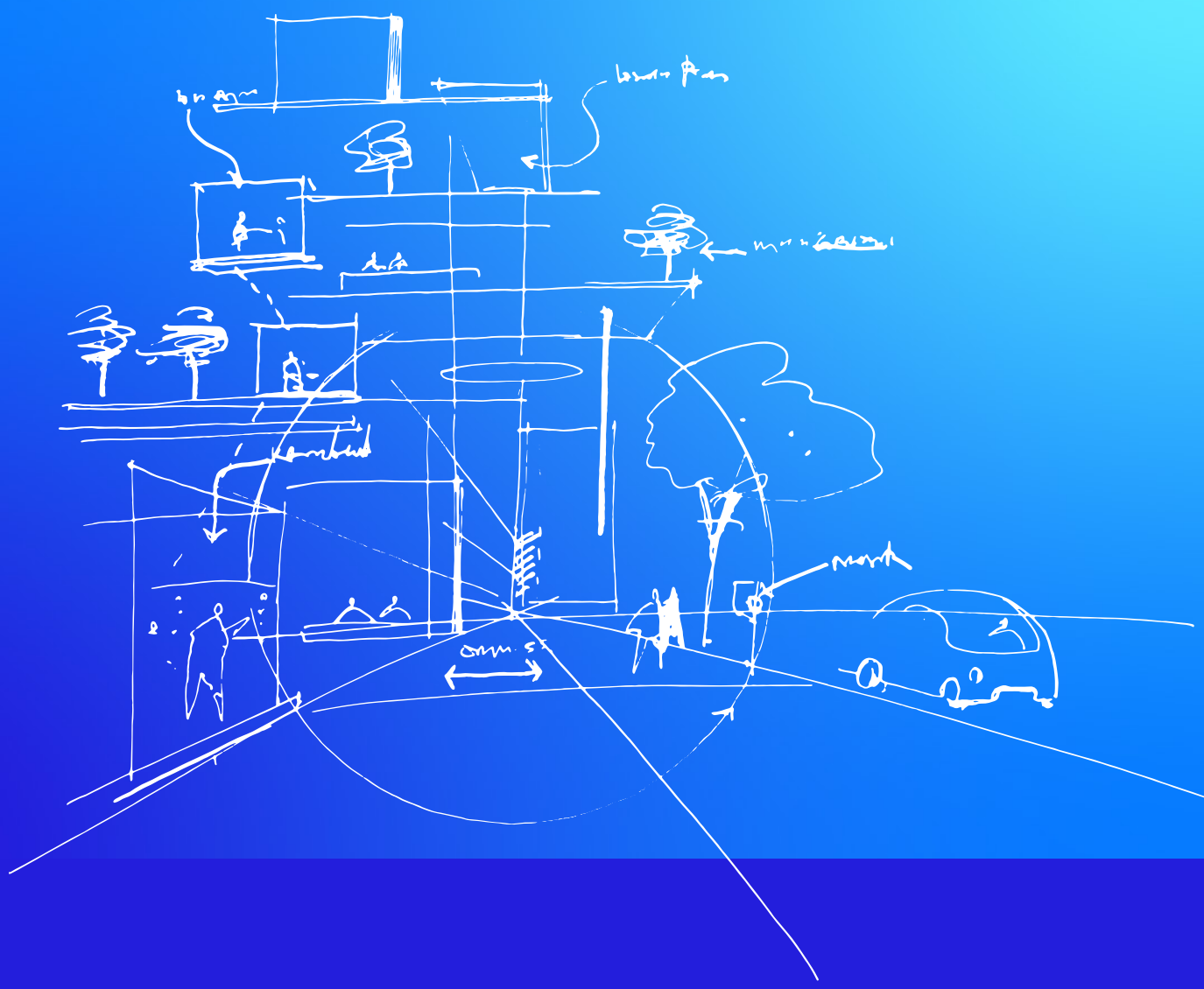

Jacobs Challenging today. Reinventing tomorrow.

Technical Approach

C.1.1 Construction Staging and Traffic Management Narrative

The Jacobs Team will leverage our depth of resources and experience in conduit placement methods to provide an expedited delivery of the project. Jacobs has developed a delivery plan that divides project into 14 distinct segments. The derived segments correlate directly to the conduit runs between each individual proposed/existing mini-hub location. Jacobs intends to complete each segment in its entirety and mobilize our crews to the subsequent segments. The order of construction of each segment has been developed to facilitate connectivity to the existing network so all fiber and ITS devices can be integrated and tested prior to handover. The segments developed by Jacobs for this project are shorter in length than those defined in the RFP by GDOT for Maintenance Handover. However, Jacobs intends to request Maintenance Handover first for Segment 1 followed by Segment 2 as defined by the RFP TP 17-8. Jacobs will work 3 of our defined segments concurrently and continuously at all times until we approach final completion. Each segment will be constructed using 2 boring crews. One crew will start from the north and the other from the south of the designated segments until they converge at the midpoint of the segment. Once a segment is completed, the crews will mobilize to the next scheduled segment. Approaching the delivery in this way will allow our team to maximize any required shoulder/ lane closures while maintaining the required minimum distance between work zones. Six boring crews will be used to deliver this project. A 7th crew will be dedicated to the installation of conduit using the micro-trenching method.

While the fiber placement crews are working a segment, our pole installation teams will be installing the new poles and associated RSU/CCTV equipment. We will coordinate activities of our fiber placement crews and pole placement team in order to use traffic control setups at a location for both activities whenever possible. The Jacobs field technicians installing the new devices at the RSU and mini-hub locations will have the least impact to the travelling public and will follow the fiber placement and pole installation teams. The Jacobs design team's efforts will closely align with the construction delivery phasing. This will allow the design, review and issue for construction of the first segments to be completed without having to wait for the entire route to be engineered before beginning construction. We will have 4 independent design teams working on separate segments in parallel. While segments are in the GDOT review process, our teams will begin work on the subsequent sections, allowing us to minimize the overall project schedule. By utilizing 4 design teams we will always have an additional segment designed which our construction crews can shift to in case issues are encountered in the field.

For a project that covers such an expansive territory, efficient construction staging, and traffic management will play a crucial role in delivering this project on-time. Jacobs and our delivery partners, CFS and The Wilkins Group, maintain several warehouse facilities and laydowns across the state. In addition, Jacobs has identified several privately owned suitable facilities proximal to each of our proposed construction segments (identified in following section). This will allow our crews to store the necessary materials (conduit, fiber, handholes, etc.) along the route in a secure facility while minimizing hauling and transportation times and costs. The drill rigs will remain on site at the terminus of each day's boring and moved out of the clear zone within the interstate right of way. In locations where micro-trenching will be utilized, our Clean-Fast Trench truck technology is a roadworthy vehicle that eliminates the need for trailering heavy equipment to the site and facilitates demobilizing all equipment from the job site in the dense urban locations with limited space. Jacobs micro-trenching crews have years of experience using this technology for placing conduit in varying environments. Leveraging the Clean-Fast trenching will minimize the amount of construction vehicles within the ROW while placing the conduit and is the cleanest method eliminating any spoils during installation.

Jacobs has developed a High-Level Design (HLD) of the entire fiber route including proposed electrical routings. This design prioritizes installing the conduit as far from the travel lanes as possible while still falling within the desired conduit installation zones (zone 2 in cut sections, zone 3 in fill sections).

Maximizing the distance of our conduit run from the existing travel lanes will increase our worker safety, minimize distraction and limit disturbance to traffic, and reduce impacts to future interstate improvements. Our partner, AWP Safety, has decades of experience developing traffic control plans, issuing Traffic Impact Reports (TIRs) and implementing traffic control devices throughout Georgia. Our Traffic Control team will be in constant communication with each of our field crews to understand daily production and completion rates so the necessary TIRs can be submitted. As this project requires a constantly moving jobsite, traffic control operations will require the utmost attention.

Delivery of new power services to the proposed RSU and mini-hub locations is expected to be one of the biggest challenges associated with this project. With at least 5 different electrical companies providing service throughout the project limits, utility coordination efforts will be critical to our successful delivery. Each power provider has its own required application process as well as design and "make-ready" requirements. Because the designated point of connections (POCs) are not determined by the power companies at this time, exact power conduit routings cannot be determined. Jacobs has reviewed the entire corridor to reasonably – and also conservatively - determine the closest POCs to each required location. This will minimize the unknown variable of make-ready costs and potential schedule delays by each power provider.

Installation of the new fiber duct bank within the urban portion of the corridor will be the most complex aspect of this project. Not only will the work zone area be constrained due to a limited right of way, but the work hours will be restricted. Additionally, it can be expected that there will be a higher concentration of existing drainage and ITS infrastructure in these areas requiring further coordination efforts. The traffic control operations as our teams micro-trench across the on and off ramps will impact the efficiency of our daily installation production. Increased safety measures will be necessary due to increased proximity to the travelling public. The urban installation locations will require increased communication across the team and GDOT to minimize disruption while at the same time establishing a safe and efficient work zone.

C.1.2 Project Management Approach

Jacobs is an integrated program delivery company that provides program management, planning, design, value engineering, construction, ***and*** operations. As the industry's only truly integrated program management firm, we provide GDOT with **single source accountability across the whole project.** During program initiation, the following activities will be implemented to make sure key work gets underway immediately and that quick "wins" are achieved to gain stakeholder confidence: development of the numerous required management plans upon issuance of NTP1 ; deployment of an integrated, high-performing team; governance structure that complements GDOT's lines of authority; single, unifying program controls system; Disadvantaged Business Enterprise (DBE) engagement and mentorship; expedited delivery of critical path items; and a plan for stakeholder participation. With a true "One Company" approach, the Jacobs project management team sits side by side with the Jacobs design and construction teams in our Midtown office just blocks away from GDOT's office.

We have created an organization for this project that will provide seamless integration between our design and construction teams. Our lead project manager, **Brad Thomas** has decades of experience deploying large-scale fiber optic projects across the state and country. His experience and leadership are the key to the development of our program management approach. Brad will be supported by **David Kasbo, PE** leading the design team. The design team, directed by David , harnesses the knowledge of our in-house expertise with GDOT ITS and roadway projects as well as outside plant (OSP) engineering. The make-up of this design team will ensure the development of a highly functional, resilient network while meeting all established GDOT standards and delivering per GDOT processes.

Even before our designs are reviewed and issued for construction, our construction team, led by **Jeff Morley**, will be working hand-in-hand with our engineering team to begin procuring materials and establishing the necessary laydown yards for the initial segments. As traffic control throughout this project will be critical to successful delivery, our partner **AWP Safety** will work alongside our engineering team, providing input on measures that will increase safety and minimize disruption during construction.

Having the traffic control team integrated from the start of the project and not bolted on during construction deepens the interaction of our design and construction team out of the gate.

Quality Control begins with design and continues through construction with our "One Company" approach. **Clint Roques** will begin work on the project following NTP1 as our Quality Control Manager (QCM). As the project progresses, he will also assume the responsibility of Construction Quality Control Manager (CQCM). Clint will work side by side with our Design Quality Control Manager (DQCM), **Ashley Chan, PE**. With Clint's experience in delivering high-quality fiber optic projects across the country, his leadership throughout the design and construction activities will be invaluable to the team. The team has dedicated resources for quality auditing and QA functions as part of the Quality Management Plan. It provides for full visibility of deficiencies at all project stages, as well as monitoring and tracking of corrective actions associated with deficiencies to completion. The team will oversee resourcing, and timing so that timely corrective measures can be effectively applied. Necessary progress reports will be provided on overall conformity to deficiencies at key project stages (design, implementation, and testing), including identifying deficiencies in document control, and methods, process, and procedures. The team will provide auditing controls to validate taction logs for processes that track deficiencies, such as nonconformance reports, snags, technical meeting minutes, and other tracking mechanisms.

In addition to being a world-class design-build firm, Jacobs is a leader in operations and maintenance across the globe. By leveraging our deep domain experience and tools in operations and maintenance, we can provide GDOT with the confidence that as the network infrastructure and devices are installed and integrated, they will be properly maintained until handover to the GDOT team. All portions of the network, including devices, will be logged into our GIS database and monitored by our field staff. Jacobs' full lifecycle approach lead by a single company brings fully integrated delivery to every aspect of the project.

C.1.3 Proposal Schedule

Jacobs has developed a program schedule to deliver this project that is based on a methodology used to successfully deliver similar fiber optic projects across the country. Our proposed project schedule meets the milestone requirements set forth in Form M of the RFP. As shown in our detailed proposal schedule, based on receiving NTP1 120 days after proposal submission we expect to have all work completed and **Final Acceptance** achieved by **April 29, 2026**. In order to expedite delivery of the project and initiate construction as early as possible, we have divided the project into 14 distinct segments. This will allow our design team to complete the design of a segment and receive GDOT approvals sooner, thereby allowing our construction crews to begin installation activities. We will initiate design activities by performing a ground penetrating radar (GPR) survey of the area proximal to the proposed conduit route for the entire route, reviewing existing utility information to identify potential utility conflicts. We will be leveraging existing GIS and aerial image information to develop our base plans (a full instrument survey of the project is not intended to be performed). Our design team will be comprised of 4 separate sub-teams. These sub-teams comprised of engineers and drafters will each design a segment in parallel. Once a design sub-team has completed preliminary design (60%) and submitted it for GDOT approval, they will initiate work on their next assigned segment. This will allow the design process to progress while GDOT performs their design review. Upon receipt of design review comments on a segment, the associated design sub-team will address the comments and progress to final design. After final review, any comments will be incorporated, and RFC documents issued to the construction teams. By utilizing 4 design sub-teams, our designers will stay ahead of our field construction teams while maintaining a backlog of approved documents for the field crews. The 4th design team will focus on critical path portions of the work. This includes bridge attachments, railroad crossings, water crossings, and sections through existing utility easements. These portions of the design are shorter in length, require additional engineering detail and will require permitting and reviews by additional parties. By initiating work on these critical segments at the onset, Jacobs will mitigate any impacts to the project due to extended review/approval durations.

As previously stated, Jacobs will use 6 directional drilling teams working in parallel at all times complemented by a single micro-trenching crew. Our 6 directional drilling crews will be paired, and we will construct 3 of our designated segments in parallel at any one time. Overall, our designers and construction crews will progress from the southern limits of the project corridor to the north. This will reduce the amount of unnecessary equipment movement throughout the course of the project. Once we have completed the first segments as defined by TP 17-8, we will request Maintenance Handover for Segment 1. The crews will continue north until Segment 2 is completed at which time Maintenance Handover will be requested. Segment 3 will be the final section to be constructed and will complete the project.

Our micro-trenching crew will be working independently and in parallel to our directional drilling crews and similarly to the directional drilling crews will be starting in the segment furthest south which requires micro-trenching and proceeding north. In addition to the dedicated micro-trenching crew, Jacobs will have 3 RSU pole crews. Each pole crew will be assigned a segment similar to the directional drilling crews. Each pole crew will be responsible for the installation of the new ITS poles and mini-hubs throughout the project.

The Critical Path items include the design process, including associated reviews, and conduit installation. For purposes of this schedule, Jacobs has assumed our construction crews will not be permitted to work during the last 2 weeks of each calendar year. Our dedicated environmental permitting team will work closely with GDOT staff to perform any PCE re-evaluations which may be required and adjust our schedule accordingly to accommodate the necessary review periods. The development and sequencing of activities has not considered any lag in the project schedule.

The proposed Project Workplan has been developed based on productivity rates from previous and current projects of similar scope. The daily production rate of each crew is conservatively calculated at 1500 linear feet per day. Our plan includes not only all of the positions required by the RFP but also additional staffing to make sure the schedule is met. Daily productivity rates for conduit and handhole installation will be monitored by the assigned segment Construction Manager. If for any reason a crew is not meeting the minimum expected production rate, necessary changes will be made.

C.2. Project Differences from the Basic Configuration

Jacobs has developed a High-Level Design (HLD) for the entire project. The HLD identifies the location of all required infrastructure (e.g., conduit, handholes, poles, mini-hubs, etc.). The developed HLD conforms to the requirements of the RFP and no required deviations have been identified. The HLD has been produced in the form of a .KMZ file and may be provided upon request.

C.4. Work Product Requirements

The HLD has been produced in the form of a .KMZ file. The .KMZ file has been included in our upload to the PDMS. A PDF of the overall KMZ file as well as the proposed pole installations is included in our Technical Proposal.

C.5. Organizational Chart

During the RFP process, Jacobs submitted an Organizational Change Request and associated revised Organizational Chart. After review by GDOT, it was determined the changes being made to the organizational structure did not require approval. We have included the updated Jacobs organizational chart as submitted for review by GDOT.

Substantial Completion and Final Acceptance Proposal - Form M

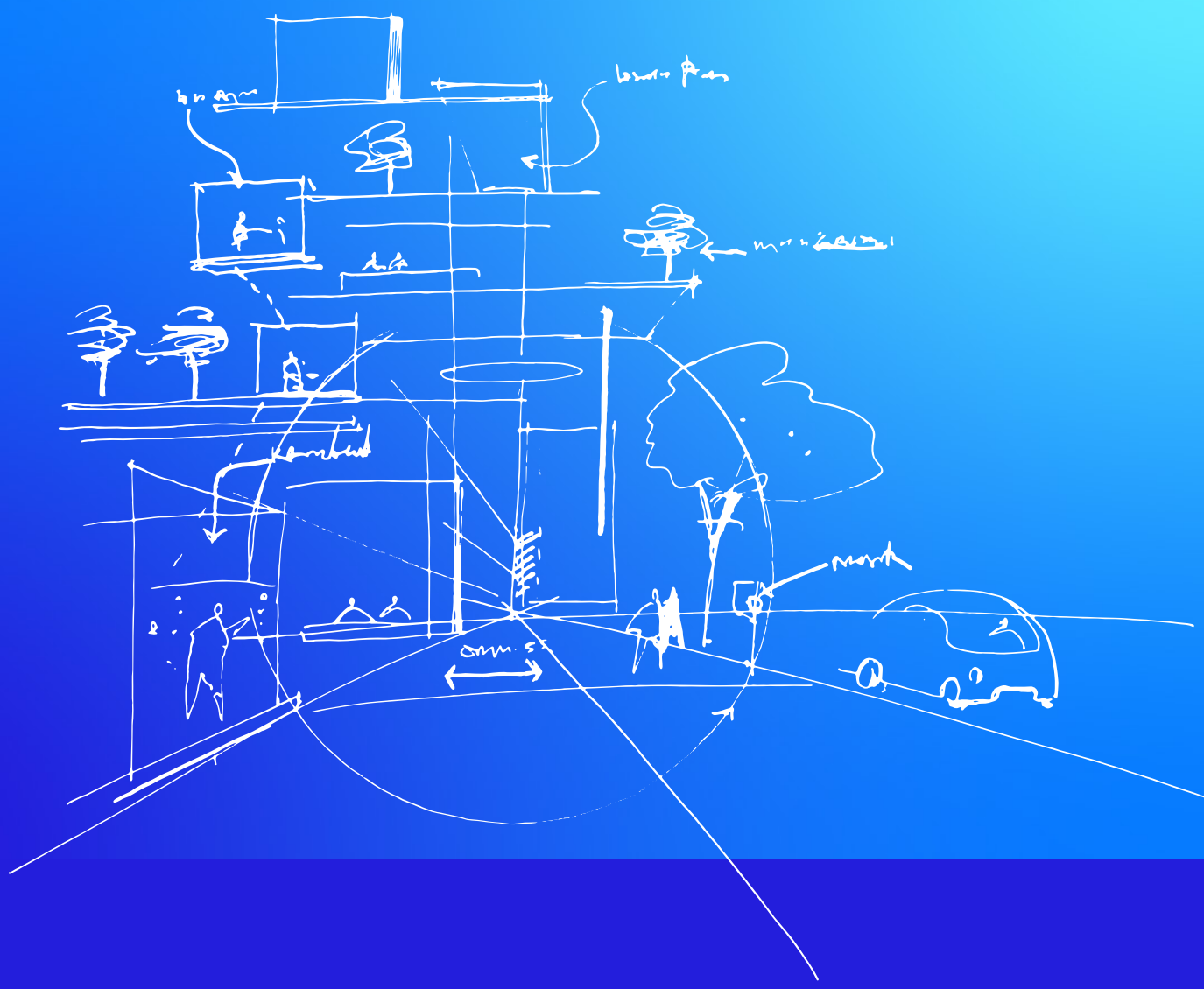

Jacobs

Challenging today.
Reinventing tomorrow.

FORM M - SUBSTANTIAL COMPLETION AND FINAL ACCEPTANCE PROPOSAL

FORM M
SUBSTANTIAL COMPLETION AND FINAL ACCEPTANCE PROPOSAL

Proposer Name: Jacobs Telecommunications, Inc.

The Proposer will commit to the Milestone Deadlines as set forth below in Table M-1. All days are calendar days.

Table M-1: Milestone Deadlines

Milestones	***Deadlines***
Substantial Completion Deadline	915 days after the date GDOT issues NTP1
Final Acceptance Deadline	90 days after the Substantial Completion Date

Date: 07/18/2023
Proposer: Jacobs Telecommunications, Inc.
Signature: Charles Bruce
Title: Deputy VP/GM

Work Product

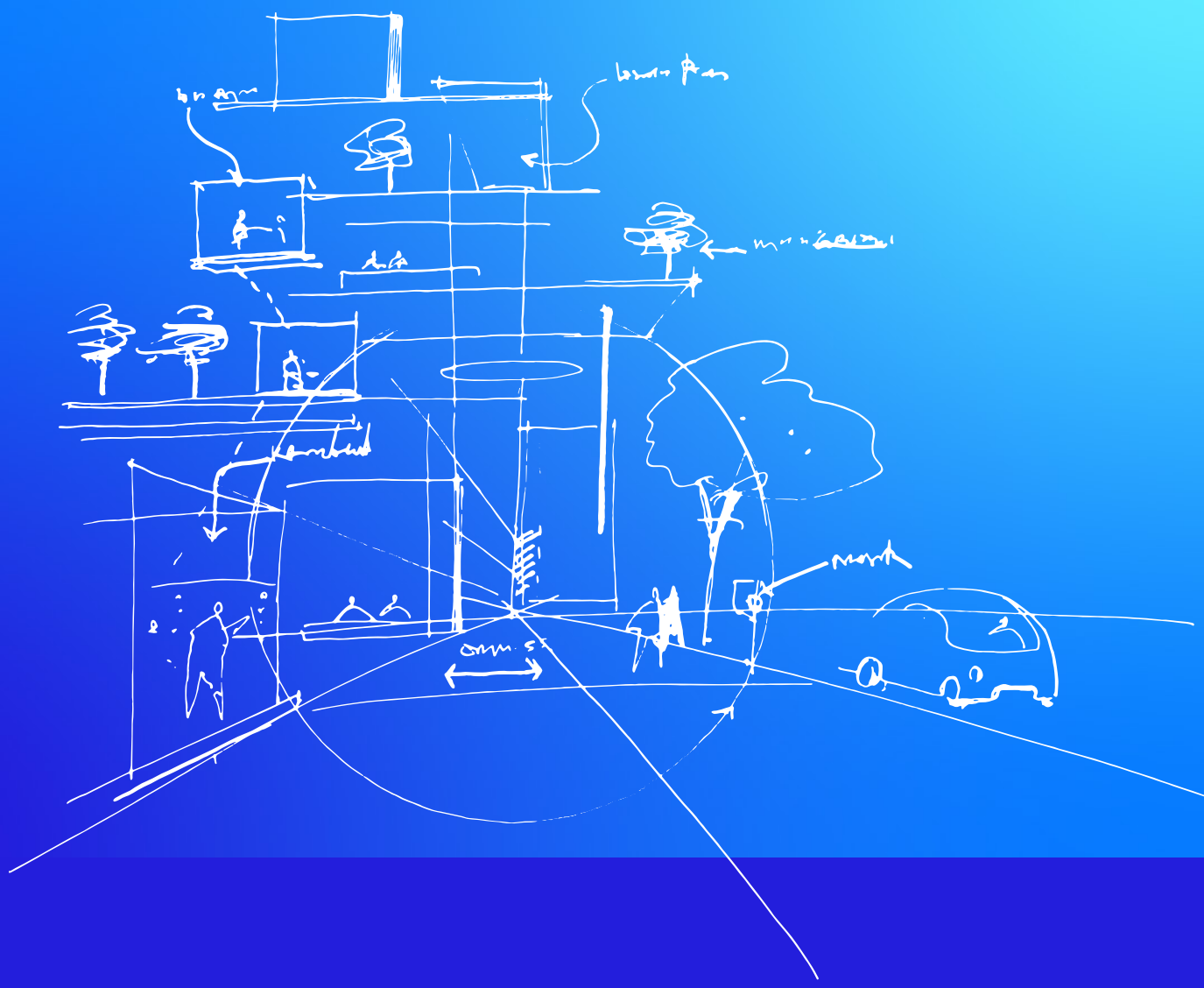

Jacobs

Challenging today.
Reinventing tomorrow.

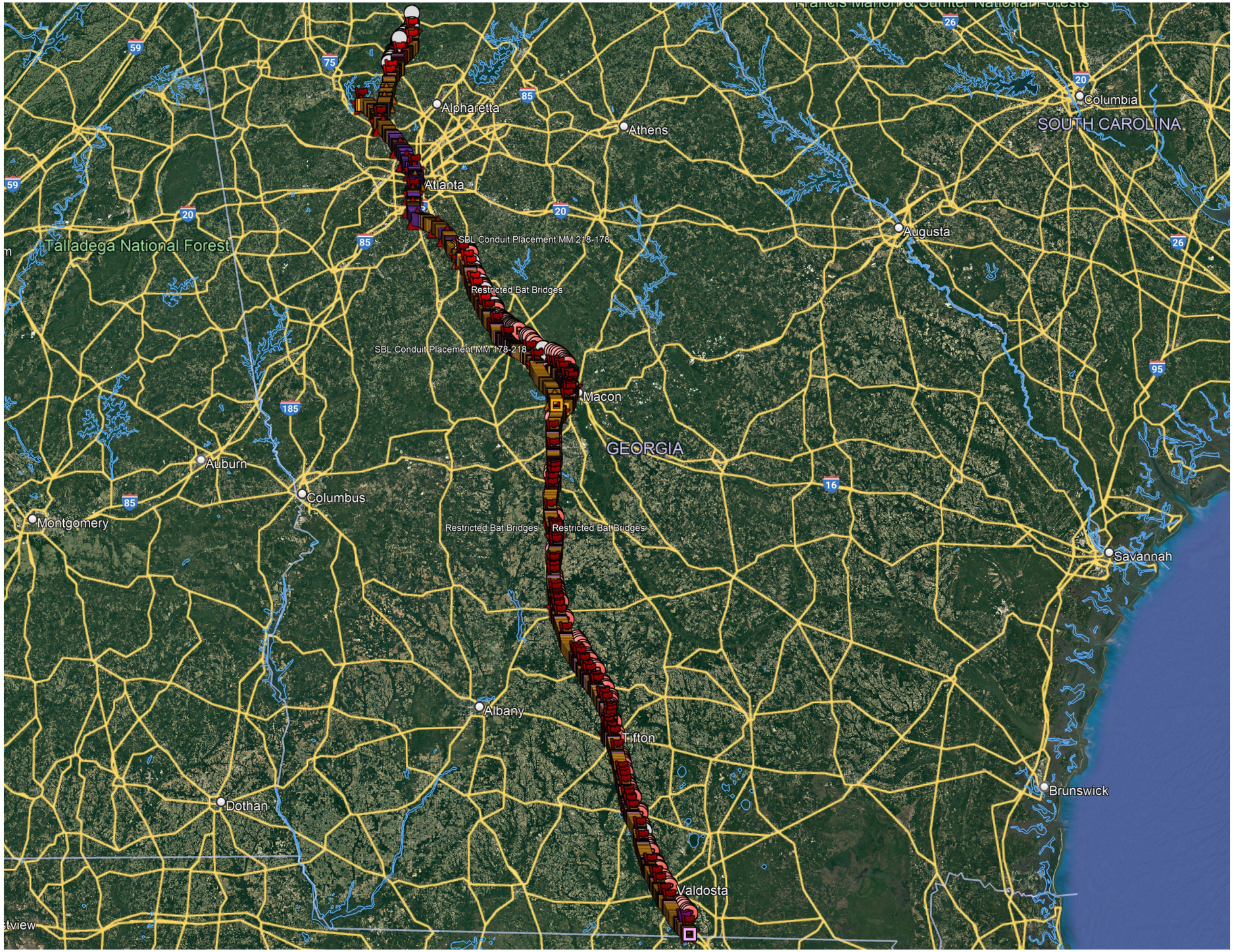
Francis Marion & Sumter National Forests
Alpharetta
Athens
Columbia
SOUTH CAROLINA
Atlanta
Augusta
Talladega National Forest
SBL Conduit Placement MM 218-178
Restricted Bat Bridges
SBL Conduit Placement MM 178-218
Macon
GEORGIA
Auburn
Columbus
Montgomery
Restricted Bat Bridges
Restricted Bat Bridges
Savannah
Albany
Tifton
Brunswick
Dothan
Valdosta

6/5/2023 12:36:14 PM GPLOT-V8 38-0001.dgn
BatenBE gplotborder-V8I-PO.tbl

CCTV AND RSU

ELEVATION VIEW

-NOT TO SCALE-

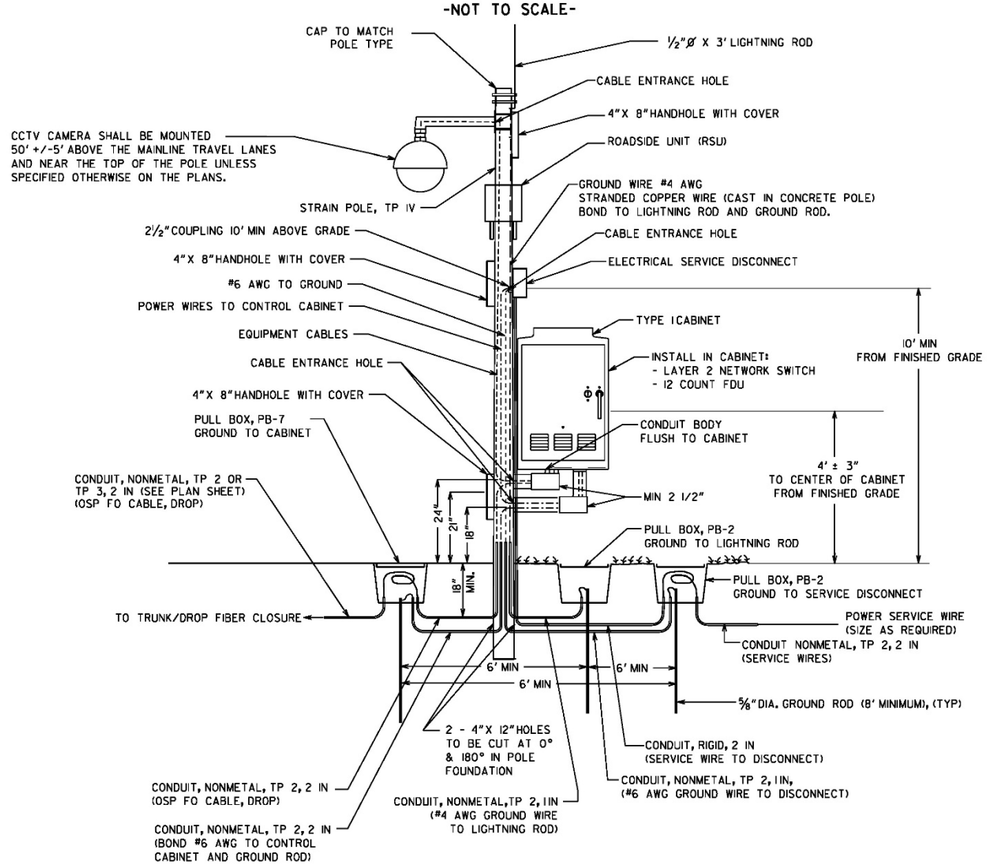

RSU

ELEVATION VIEW

-NOT TO SCALE-

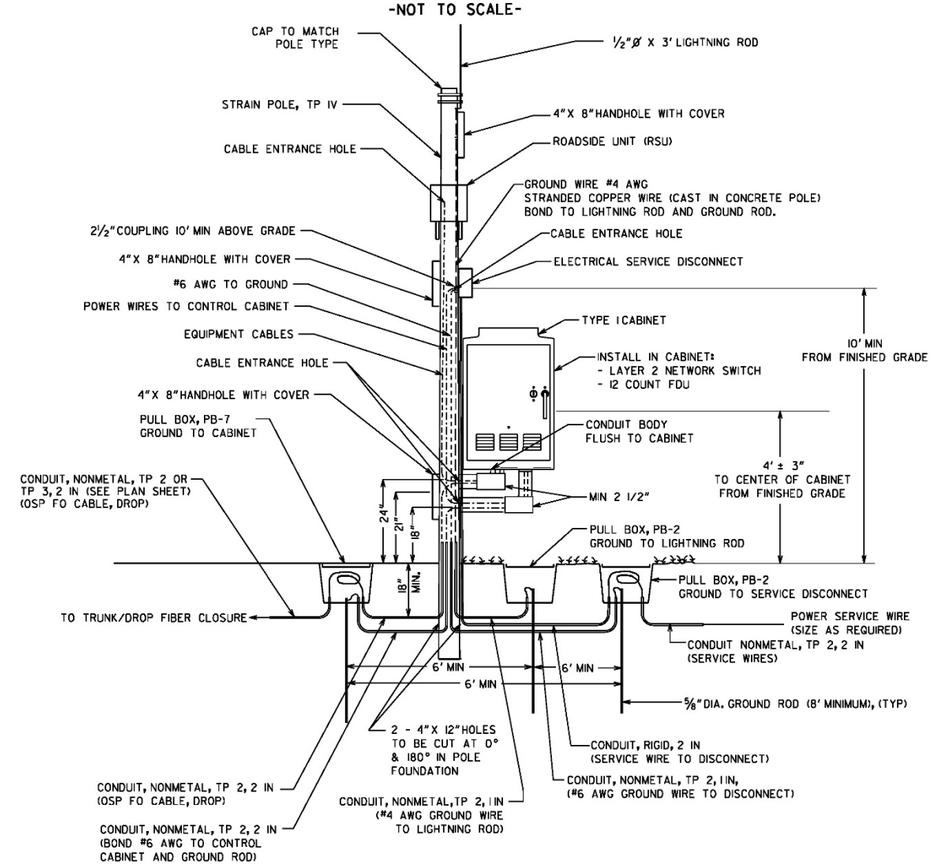

Jacobs

REVISION DATES		

CONSTRUCTION DETAILS

FY 23 INTERSTATE ITS & CV PROJECT

CHECKED:		DATE:		DRAWING No.
BACKCHECKED:		DATE:		40-0001
CORRECTED:		DATE:		
VERIFIED:		DATE:		

4/28/2016 GPLM

Organizational Chart

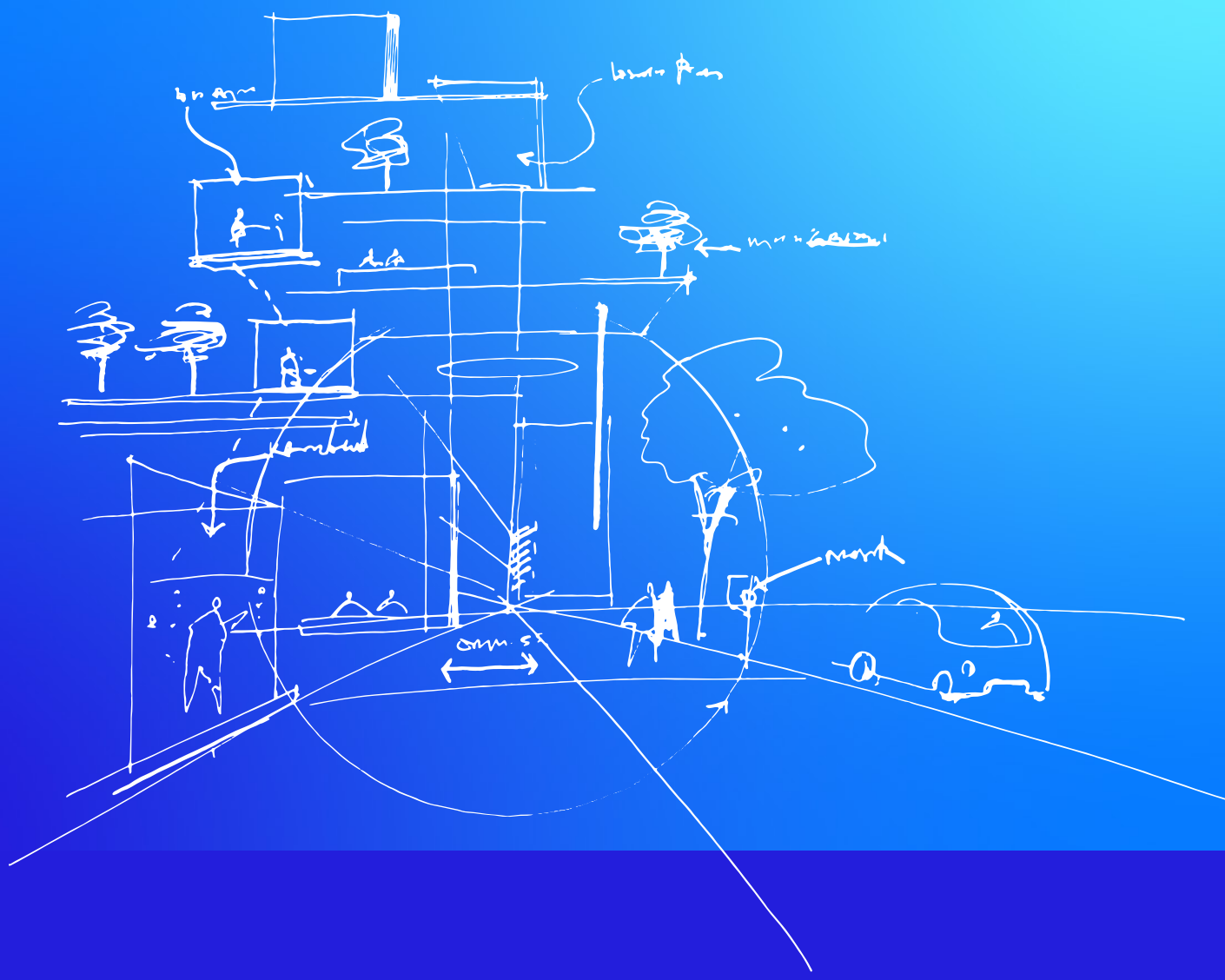

Jacobs

Challenging today.
Reinventing tomorrow.

QUALIFICATIONS MINIMUM REQUREMENTS

SECTION 1: VI.B.1 Organization Chart

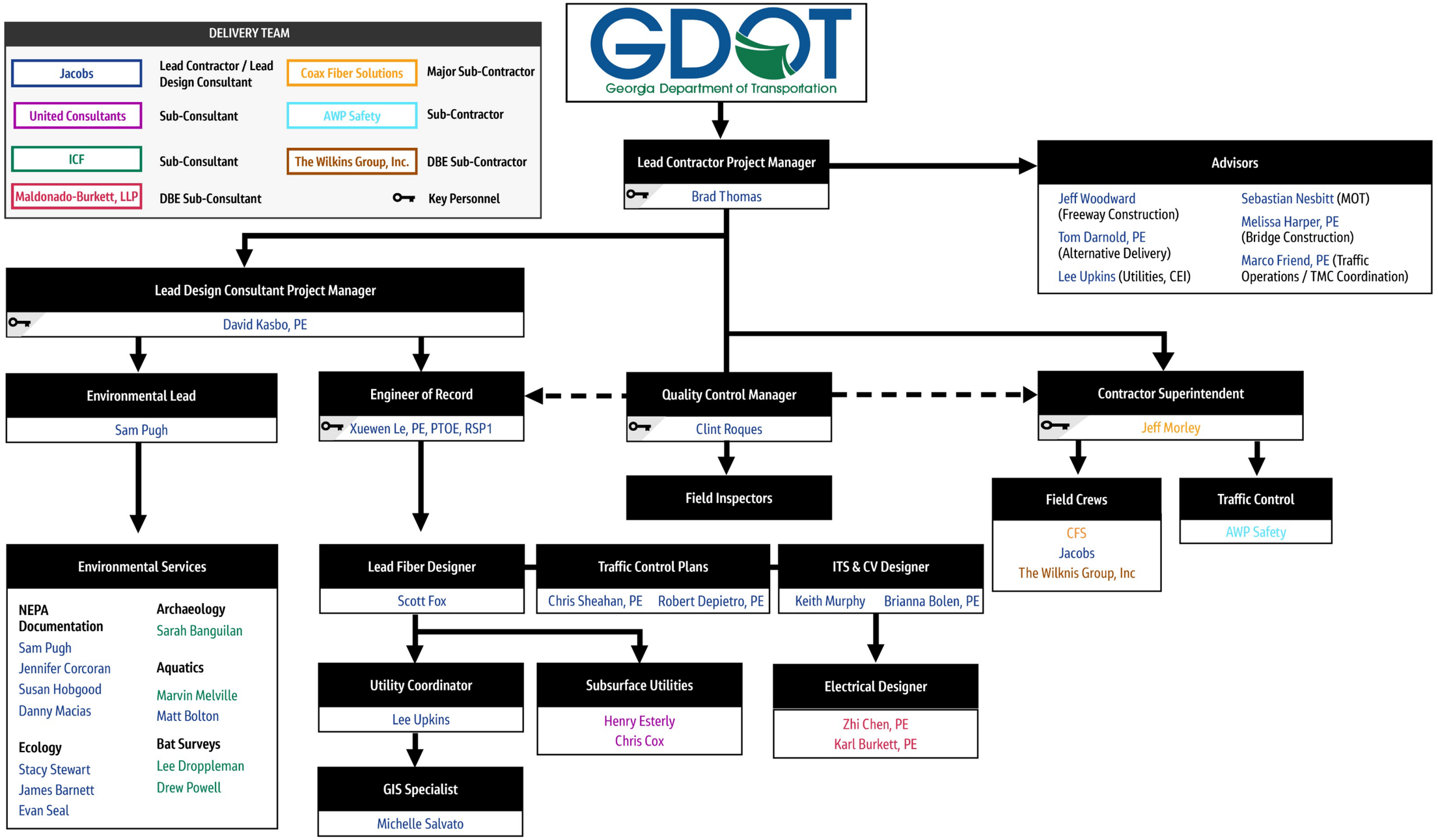

Appendix A - Proposal Schedule

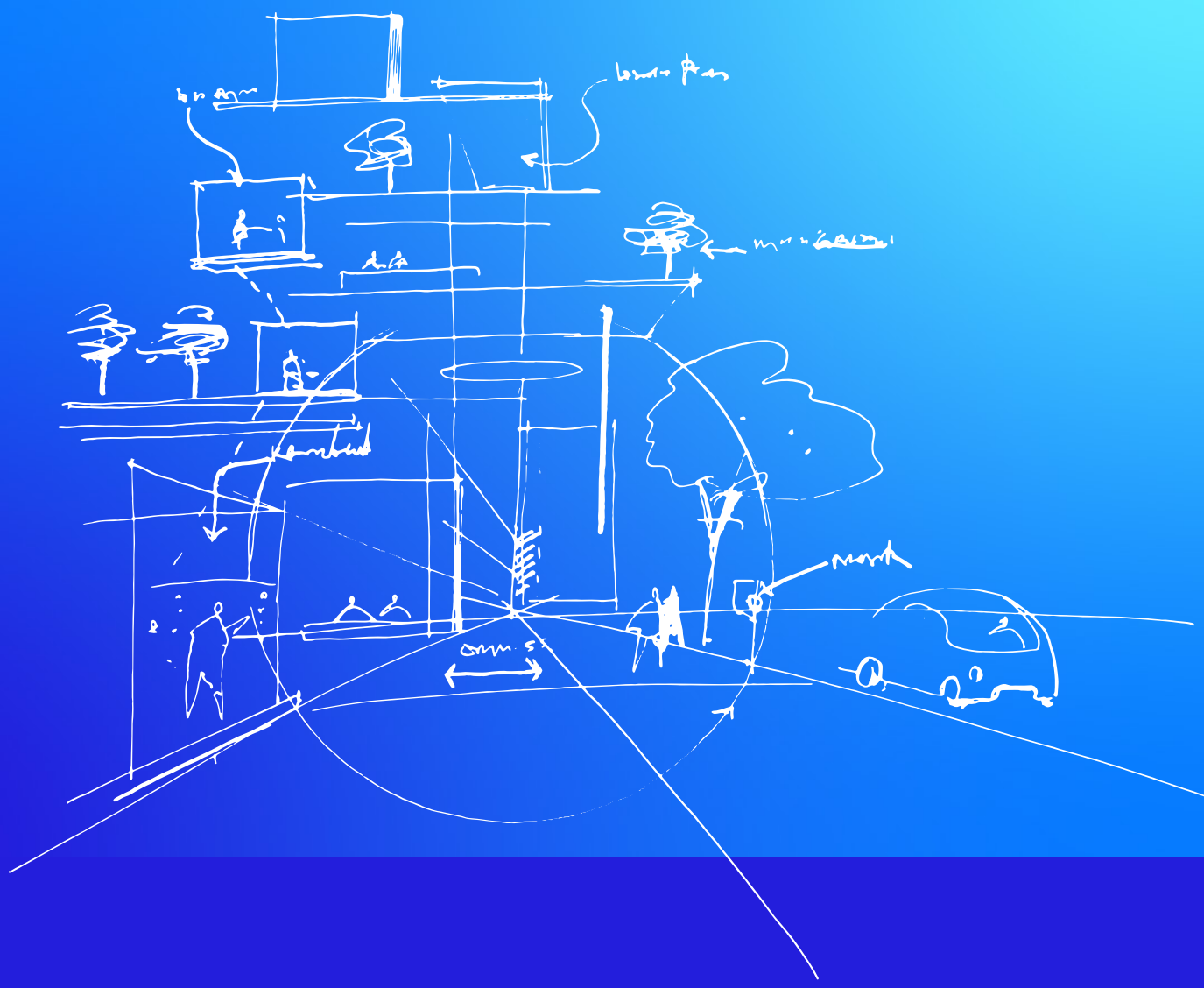

Jacobs

Challenging today.
Reinventing tomorrow.

ID	Task Mode	Task Name	Duration	Start	Finish	Predecessors
1		Proposal Activity	35 days	Fri 6/2/23	Thu 7/20/23	
2		Proposal Due	0 days	Thu 7/20/23	Thu 7/20/23	1
3		Award Notice	11 days	Fri 7/21/23	Fri 8/4/23	2
4		Contract Negotiation	85 days	Mon 8/7/23	Fri 12/1/23	3
5		NTP1	0 days	Fri 12/1/23	Fri 12/1/23	4
6		DBE Recovery Plan Development	10 days	Mon 12/4/23	Fri 12/15/23	5
7		DBE Recovery Plan Review	10 days	Mon 12/18/23	Fri 12/29/23	6
8		PMP Executive Summary Development	10 days	Mon 12/4/23	Fri 12/15/23	5
9		PMP Executive Summary Review	10 days	Mon 12/18/23	Fri 12/29/23	8
10		Design-Builder's Organization Description Development	10 days	Mon 12/4/23	Fri 12/15/23	5
11		Design-Builder's Organization Description Revie	10 days	Mon 12/18/23	Fri 12/29/23	10
12		DBE Performance Plan Development	10 days	Mon 12/4/23	Fri 12/15/23	5
13		DBE Performance Plan Review	15 days	Mon 12/18/23	Fri 1/5/24	12
14		Quality Management Plan (QMP) General Provisions Development	10 days	Mon 12/4/23	Fri 12/15/23	5
15		Quality Management Plan (QMP) General Provisions Review	10 days	Mon 12/18/23	Fri 12/29/23	14
16		Administrative Quality Management Plan (AQMP) Development	10 days	Mon 12/4/23	Fri 12/15/23	5
17		Administrative Quality Management Plan (AQMP) Review	10 days	Mon 12/18/23	Fri 12/29/23	16
18		Design Quality Management Plan (DQMP) Development	10 days	Mon 12/4/23	Fri 12/15/23	5
19		Design Quality Management Plan (DQMP) Revie	10 days	Mon 12/18/23	Fri 12/29/23	18
20		Construction Quality Management Plan (CQMP) Development	10 days	Mon 12/4/23	Fri 12/15/23	5
21		Construction Quality Management Plan (CQMP) Review	10 days	Mon 12/18/23	Fri 12/29/23	20
22		Basis of D&C Development	10 days	Mon 12/4/23	Fri 12/15/23	5
23		Basis of D&C Review	25 days	Mon 12/18/23	Fri 1/19/24	22
24		Utility Management Plan Development	10 days	Mon 12/4/23	Fri 12/15/23	5
25		Utility Management Plan Review	10 days	Mon 12/18/23	Fri 12/29/23	24
26		ITS Infrastructure Implementation Plan Development	10 days	Mon 12/4/23	Fri 12/15/23	5
27		ITS Infrastructure Implementation Plan Review	10 days	Mon 12/18/23	Fri 12/29/23	26
28		Safety Plan Development	10 days	Mon 12/4/23	Fri 12/15/23	5
29		Safety Plan Review	10 days	Mon 12/18/23	Fri 12/29/23	28

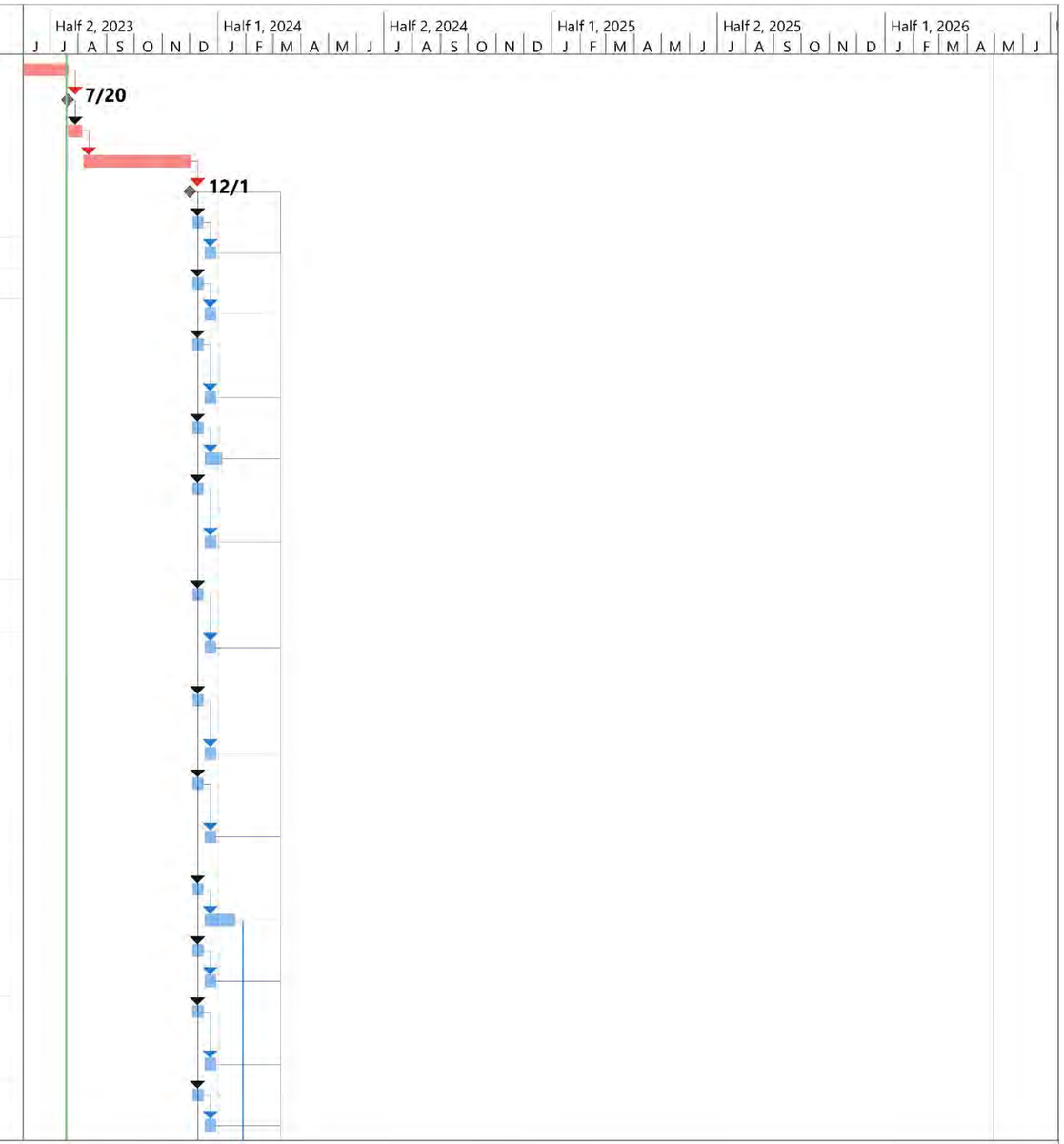

Project: GDOT Design_Build Sc
Date: Wed 7/19/23

Task		Inactive Task		Manual Summary Rollup		External Milestone		Manual Progress	
Split		Inactive Milestone		Manual Summary		Deadline			
Milestone		Inactive Summary		Start-only		Critical			
Summary		Manual Task		Finish-only		Critical Split			
Project Summary		Duration-only		External Tasks		Progress			

Page 1

ID	Task Mode	Task Name	Duration	Start	Finish	Predecessors
30		Project Schedule Workplan (PSWP) Developmer	10 days	Mon 12/4/23	Fri 12/15/23	5
31		Project Schedule Workplan (PSWP) Review	10 days	Mon 12/18/23	Fri 12/29/23	30
32		NTP1 Baseline SOV Development	5 days	Mon 12/4/23	Fri 12/8/23	5
33		NTP1 Baseline SOV Review	15 days	Mon 12/11/23	Fri 12/29/23	32
34		NTP2 Baseline SOV Development	10 days	Mon 1/1/24	Fri 1/12/24	33
35		NTP2 Baseline SOV Review	10 days	Mon 1/15/24	Fri 1/26/24	34
36		NTP1 Baseline Project Schedule (BPS) Development	5 days	Mon 1/1/24	Fri 1/5/24	5,33
37		NTP1 Baseline Project Schedule (BPS) Review	15 days	Mon 1/8/24	Fri 1/26/24	36
38		NTP2 Baseline Project Schedule (BPS) Development	10 days	Mon 1/29/24	Fri 2/9/24	37,23,31
39		NTP2 Baseline Project Schedule (BPS) Review	25 days	Mon 2/12/24	Fri 3/15/24	38
40		NTP3 Baseline Project Schedule (BPS) Development	10 days	Mon 1/22/24	Fri 2/2/24	23,31
41		NTP3 Baseline Project Schedule (BPS) Review	25 days	Mon 2/5/24	Fri 3/8/24	40
42		PCE Review Meeting	56 days	Mon 12/4/23	Mon 2/19/24	5
43		NTP2	0 days	Fri 3/15/24	Fri 3/15/24	5,7,9,11,13,15,17,
44		Equipment/Material procurement phase	90 days	Mon 12/4/23	Fri 4/5/24	5
45		Equipment/Material procurement phase 2	180 days	Mon 12/4/23	Fri 8/9/24	5
46		D&C Closeout Plan Development	10 days	Mon 3/18/24	Fri 3/29/24	43
47		D&C Closeout Plan Review	10 days	Mon 4/1/24	Fri 4/12/24	46
48		NTP3 Baseline SOV Development	10 days	Mon 3/18/24	Fri 3/29/24	43
49		NTP3 Baseline SOV Review	10 days	Mon 4/1/24	Fri 4/12/24	48
50		Shop drawing/submital review	30 days	Mon 4/15/24	Fri 5/24/24	49
51		NTP3	0 days	Fri 3/15/24	Fri 3/15/24	43
52		Project Setup	30 days	Mon 4/15/24	Fri 5/24/24	49
53		GIS Basemap	11 days	Mon 5/27/24	Mon 6/10/24	52
54		Schematic Design	30 days	Tue 6/11/24	Mon 7/22/24	53
55		NPDES Permit	14 days	Tue 7/23/24	Fri 8/9/24	54
56		**Segment 1 , Mile Marker 1.5 to 39 , Cross Street Bellville Rd to SR 37/W 4th St , Total Linear Ft 198,000**	**288 days**	**Mon 12/4/23**	**Wed 1/8/25**	
57		Field Survey (GPR)	26 days	Mon 12/4/23	Mon 1/8/24	5
58		Detailed Design (Prelim) - 60%	60 days	Mon 12/4/23	Fri 2/23/24	5
59		GDOT Review Detailed Design Review	30 days	Mon 2/26/24	Fri 4/5/24	58
60		Power Walks	3 days	Tue 1/9/24	Thu 1/11/24	57
61		Detailed Design (Final)	20 days	Mon 4/8/24	Fri 5/3/24	43,59

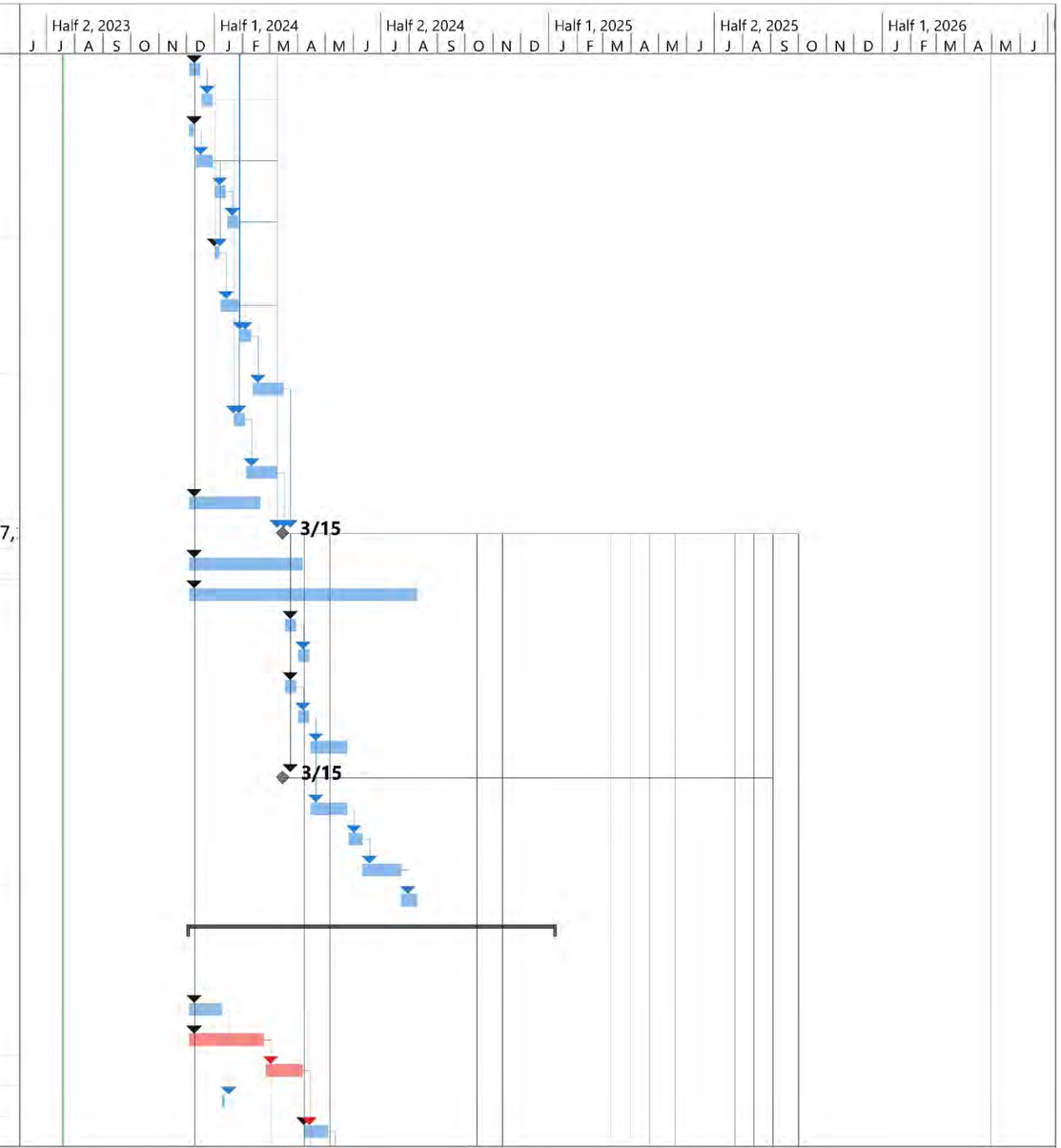

Project: GDOT Design_Build Sc
Date: Wed 7/19/23

Task	Inactive Task	Manual Summary Rollup	External Milestone	Manual Progress
Split	Inactive Milestone	Manual Summary	Deadline	
Milestone	Inactive Summary	Start-only	Critical	
Summary	Manual Task	Finish-only	Critical Split	
Project Summary	Duration-only	External Tasks	Progress	

ID	Task Mode	Task Name	Duration	Start	Finish	Predecessors
62		Final GDOT Review	10 days	Mon 5/6/24	Fri 5/17/24	61,43
63		RFC Design Documents	10 days	Mon 5/20/24	Fri 5/31/24	62
64		RFC Plan GDOT Review	5 days	Mon 6/3/24	Fri 6/7/24	63
65		GUPS Permits	30 days	Mon 4/8/24	Fri 5/17/24	51,59
66		USACE Section 404 Permit	45 days	Mon 2/26/24	Fri 4/26/24	58
67		Railroad Permits	45 days	Mon 2/26/24	Fri 4/26/24	58
68		Traffic Control & Staging	72 days	Mon 5/20/24	Tue 8/27/24	65
69		Conduit Installation	72 days	Mon 5/20/24	Tue 8/27/24	65
70		Handhole installation	97 days	Mon 5/20/24	Tue 10/1/24	65
71		RSU Pole Installation	33 days	Mon 5/20/24	Wed 7/3/24	65
72		Platform	21 days	Thu 7/4/24	Thu 8/1/24	71
73		Power Conduit	16 days	Mon 5/20/24	Mon 6/10/24	65
74		Power Conducters	16 days	Tue 6/11/24	Tue 7/2/24	73
75		RSU and ITS equipment Installation	34 days	Mon 5/20/24	Thu 7/4/24	65
76		Mini-Hub Installation	12 days	Mon 5/20/24	Tue 6/4/24	65
77		Fiber/Tracer wire Installation	23 days	Wed 10/2/24	Fri 11/1/24	69,70
78		Microduct Installation	0 days	Fri 5/17/24	Fri 5/17/24	65
79		Microfiber/Tracer wire	0 days	Fri 5/17/24	Fri 5/17/24	78
80		Fiber Splicing	12 days	Mon 11/4/24	Tue 11/19/24	77
81		Fiber OTDR Testing	1 day	Wed 11/20/24	Wed 11/20/24	80
82		ITS integration	5 days	Thu 11/21/24	Wed 11/27/24	81
83		Site Acceptance	30 days	Thu 11/28/24	Wed 1/8/25	82
84		As-built Documentation	30 days	Thu 11/21/24	Wed 1/1/25	69,73,77,80,81
85		Permit Closeout	30 days	Thu 11/21/24	Wed 1/1/25	69,73,77,80,81
86		Operations and Maintenenance	0 days	Wed 1/8/25	Wed 1/8/25	83
87		**Segment 2 , Mile Marker 39 to 62 , Cross Street SR 37/W 4th St to US 87/7th St W , Total Linear Ft 121,440**	**237 days**	**Mon 12/4/23**	**Tue 10/29/24**	
88		Field Survey (GPR)	26 days	Mon 12/4/23	Mon 1/8/24	5
89		Detailed Design (Prelim) - 60%	60 days	Mon 12/4/23	Fri 2/23/24	5
90		GDOT Review Detailed Design Review	30 days	Mon 2/26/24	Fri 4/5/24	89
91		Power Walks	3 days	Tue 1/9/24	Thu 1/11/24	88
92		Detailed Design (Final)	20 days	Mon 4/8/24	Fri 5/3/24	43,90
93		Final GDOT Review	10 days	Mon 5/6/24	Fri 5/17/24	43,92
94		RFC Design Documents	10 days	Mon 5/20/24	Fri 5/31/24	93
95		RFC Plan GDOT Review	5 days	Mon 6/3/24	Fri 6/7/24	94

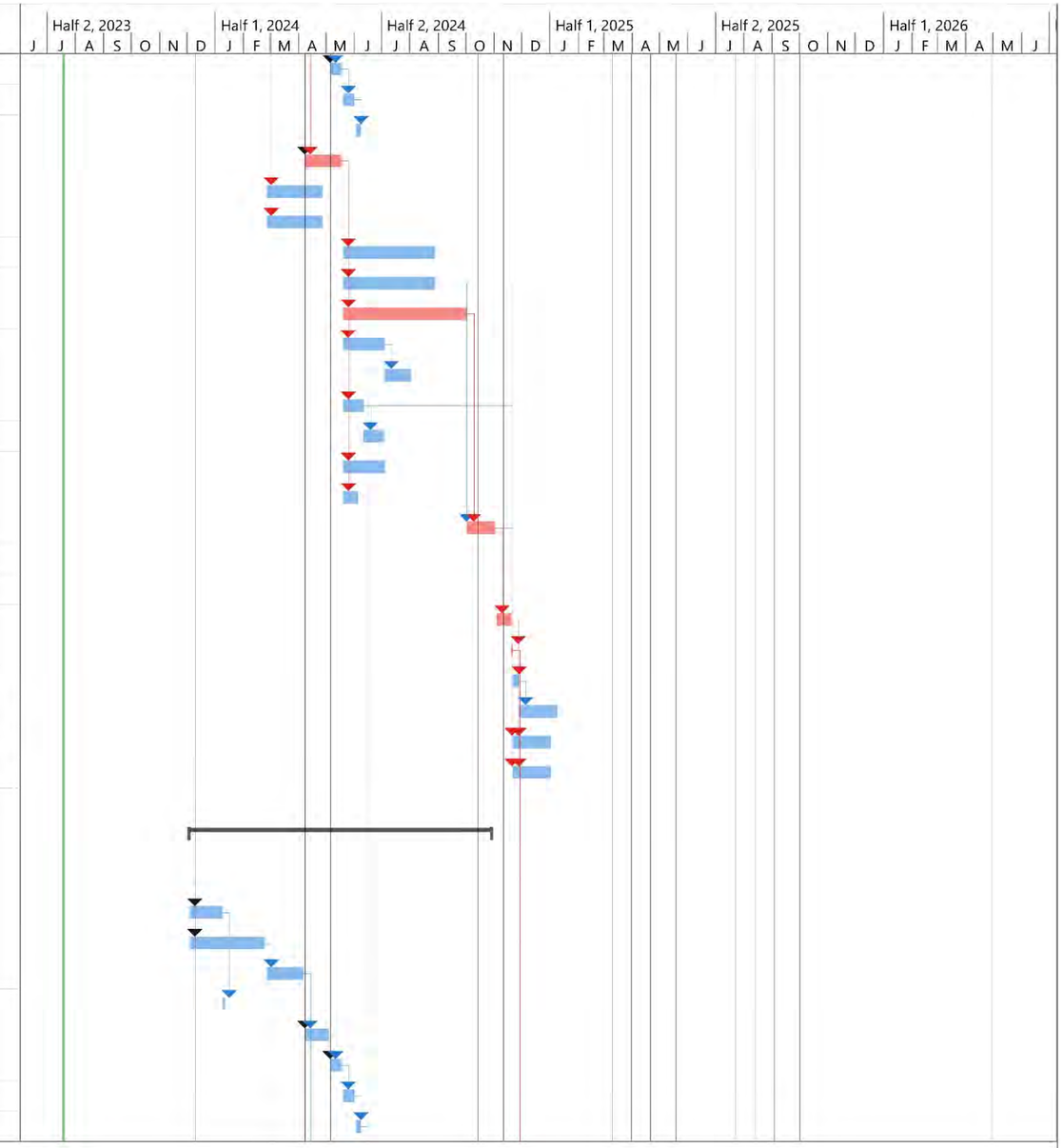

Project: GDOT Design_Build Sc
Date: Wed 7/19/23

Task | Split | Milestone | Summary | Project Summary | Inactive Task | Inactive Milestone | Inactive Summary | Manual Task | Duration-only | Manual Summary Rollup | Manual Summary | Start-only | Finish-only | External Tasks | External Milestone | Deadline | Critical | Critical Split | Progress | Manual Progress

ID	Task Mode	Task Name	Duration	Start	Finish	Predecessors
96		GUPS Permits	30 days	Mon 4/8/24	Fri 5/17/24	51,90
97		USACE Section 404 Permit	45 days	Mon 2/26/24	Fri 4/26/24	89
98		Railroad Permits	45 days	Mon 2/26/24	Fri 4/26/24	89
99		Traffic Control & Staging	36 days	Mon 5/20/24	Mon 7/8/24	96
100		Conduit Installation	36 days	Mon 5/20/24	Mon 7/8/24	96
101		Handhole installation	62 days	Mon 5/20/24	Tue 8/13/24	96
102		RSU Pole Installation	24 days	Mon 5/20/24	Thu 6/20/24	96
103		Platform	14 days	Fri 6/21/24	Wed 7/10/24	102
104		Power Conduit	10 days	Mon 5/20/24	Fri 5/31/24	96
105		Power Conducters	10 days	Mon 6/3/24	Fri 6/14/24	104
106		RSU and ITS equipment Installation	19 days	Mon 5/20/24	Thu 6/13/24	96
107		Mini-Hub Installation	12 days	Mon 5/20/24	Tue 6/4/24	96
108		Fiber/Tracer wire Installation	12 days	Wed 8/14/24	Thu 8/29/24	100,101
109		Microduct Installation	0 days	Fri 5/17/24	Fri 5/17/24	96
110		Microfiber/Tracer wire	0 days	Fri 5/17/24	Fri 5/17/24	109
111		Fiber Splicing	7 days	Fri 8/30/24	Mon 9/9/24	108
112		Fiber OTDR Testing	1 day	Tue 9/10/24	Tue 9/10/24	111
113		ITS integration	5 days	Wed 9/11/24	Tue 9/17/24	112
114		Site Acceptance	30 days	Wed 9/18/24	Tue 10/29/24	113
115		As-built Documentation	30 days	Wed 9/11/24	Tue 10/22/24	100,104,108,111,1
116		Permit Closeout	30 days	Wed 9/11/24	Tue 10/22/24	100,104,108,111,1
117		Operations and Maintenenance	0 days	Tue 10/29/24	Tue 10/29/24	114
118		**Segment 3 , Mile Marker 62 to 101 , Cross Street US 87/7th St W to SR 30/US 280 , Total Linear Ft 205,920**	**299 days**	**Mon 12/4/23**	**Thu 1/23/25**	
119		Field Survey (GPR)	26 days	Mon 12/4/23	Mon 1/8/24	5
120		Detailed Design (Prelim) - 60%	60 days	Mon 12/4/23	Fri 2/23/24	5
121		GDOT Review Detailed Design Review	30 days	Mon 2/26/24	Fri 4/5/24	120
122		Power Walks	3 days	Tue 1/9/24	Thu 1/11/24	119
123		Detailed Design (Final)	20 days	Mon 4/8/24	Fri 5/3/24	43,121
124		Final GDOT Review	10 days	Mon 5/6/24	Fri 5/17/24	43,123
125		RFC Design Documents	10 days	Mon 5/20/24	Fri 5/31/24	124
126		RFC Plan GDOT Review	5 days	Mon 6/3/24	Fri 6/7/24	125
127		GUPS Permits	30 days	Mon 4/8/24	Fri 5/17/24	51,121
128		USACE Section 404 Permit	45 days	Mon 2/26/24	Fri 4/26/24	120
129		Railroad Permits	45 days	Mon 2/26/24	Fri 4/26/24	120

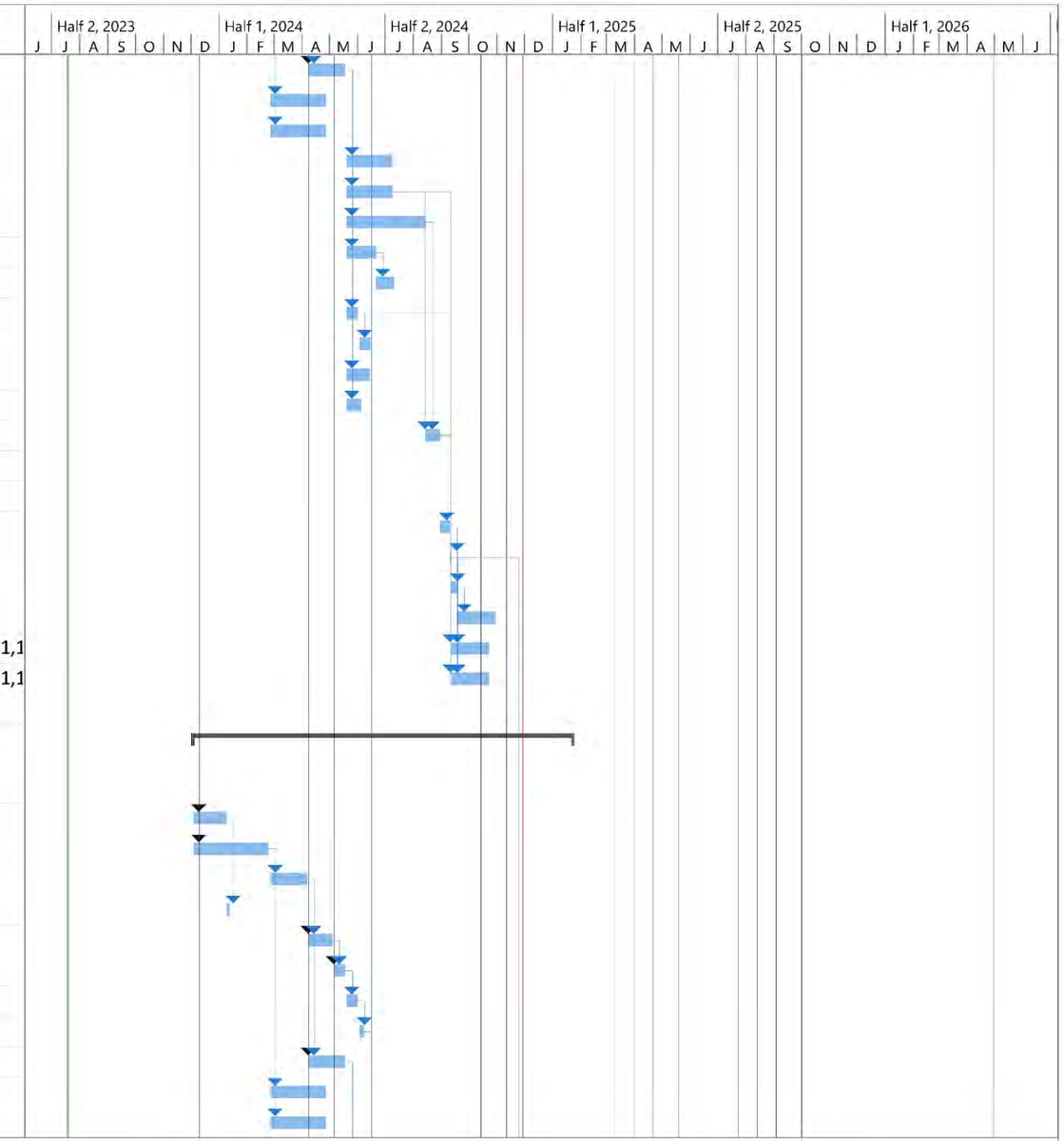

Project: GDOT Design_Build Sc
Date: Wed 7/19/23

Task	Inactive Task	Manual Summary Rollup	External Milestone	Manual Progress
Split	Inactive Milestone	Manual Summary	Deadline	
Milestone	Inactive Summary	Start-only	Critical	
Summary	Manual Task	Finish-only	Critical Split	
Project Summary	Duration-only	External Tasks	Progress	

ID		Task Mode	Task Name	Duration	Start	Finish	Predecessors
130			Traffic Control & Staging	69 days	Mon 5/20/24	Thu 8/22/24	127
131			Conduit Installation	69 days	Mon 5/20/24	Thu 8/22/24	127
132			Handhole installation	109 days	Mon 5/20/24	Thu 10/17/24	127
133			RSU Pole Installation	40 days	Mon 5/20/24	Fri 7/12/24	127
134			Platform	35 days	Mon 7/15/24	Fri 8/30/24	133
135			Power Conduit	14 days	Mon 5/20/24	Thu 6/6/24	127
136			Power Conducters	14 days	Fri 6/7/24	Wed 6/26/24	135
137			RSU and ITS equipment Installation	33 days	Mon 5/20/24	Wed 7/3/24	127
138			Mini-Hub Installation	12 days	Mon 5/20/24	Tue 6/4/24	127
139			Fiber/Tracer wire Installation	22 days	Fri 10/18/24	Mon 11/18/24	131,132
140			Microduct Installation	0 days	Fri 5/17/24	Fri 5/17/24	127
141			Microfiber/Tracer wire	0 days	Fri 5/17/24	Fri 5/17/24	140
142			Fiber Splicing	12 days	Tue 11/19/24	Wed 12/4/24	139
143			Fiber OTDR Testing	1 day	Thu 12/5/24	Thu 12/5/24	142
144			ITS integration	5 days	Fri 12/6/24	Thu 12/12/24	143
145			Site Acceptance	30 days	Fri 12/13/24	Thu 1/23/25	144
146			As-built Documentation	30 days	Fri 12/6/24	Thu 1/16/25	131,135,139,142,1
147			Permit Closeout	30 days	Fri 12/6/24	Thu 1/16/25	131,135,139,142,1
148			Operations and Maintenenance	0 days	Thu 1/23/25	Thu 1/23/25	145
149			**Segment 4 , Mile Marker 101 to 120.77 , Cross Street SR 30/US 280 to SR 7 , Total Linear Ft 104,386**	**367 days**	**Mon 12/4/23**	**Tue 4/29/25**	
150			Field Survey (GPR)	26 days	Mon 12/4/23	Mon 1/8/24	5
151			Detailed Design (Prelim) - 60%	60 days	Mon 12/4/23	Fri 2/23/24	5
152			GDOT Review Detailed Design Review	30 days	Mon 2/26/24	Fri 4/5/24	151
153			Power Walks	3 days	Tue 1/9/24	Thu 1/11/24	150
154			Detailed Design (Final)	20 days	Mon 4/8/24	Fri 5/3/24	43,152
155			Final GDOT Review	10 days	Mon 5/6/24	Fri 5/17/24	43,154
156			RFC Design Documents	10 days	Mon 5/20/24	Fri 5/31/24	155
157			RFC Plan GDOT Review	5 days	Mon 6/3/24	Fri 6/7/24	156
158			GUPS Permits	30 days	Mon 4/8/24	Fri 5/17/24	51,152
159			USACE Section 404 Permit	45 days	Mon 2/26/24	Fri 4/26/24	151
160			Railroad Permits	45 days	Mon 2/26/24	Fri 4/26/24	151
161			Traffic Control & Staging	46 days	Thu 11/21/24	Thu 1/23/25	158,81
162			Conduit Installation	46 days	Thu 11/21/24	Thu 1/23/25	81,158
163			Handhole installation	61 days	Thu 11/21/24	Thu 2/13/25	81,158

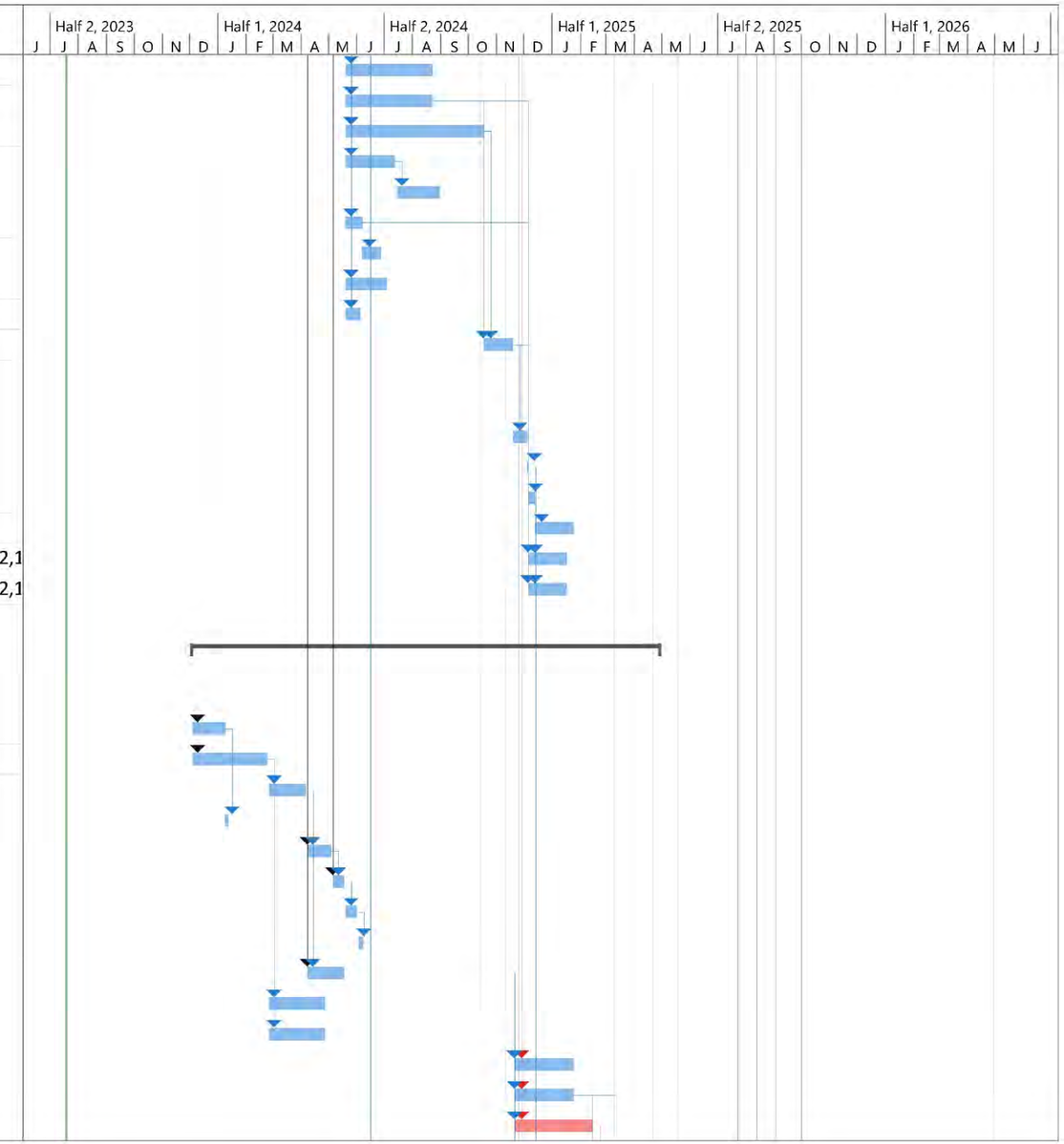

Project: GDOT Design_Build Sc
Date: Wed 7/19/23

Task | Split | Milestone | Summary | Project Summary | Inactive Task | Inactive Milestone | Inactive Summary | Manual Task | Duration-only | Manual Summary Rollup | Manual Summary | Start-only | Finish-only | External Tasks | External Milestone | Deadline | Critical | Critical Split | Progress | Manual Progress

ID	Task Mode	Task Name	Duration	Start	Finish	Predecessors
164		RSU Pole Installation	20 days	Thu 11/21/24	Wed 12/18/24	81,158
165		Platform	24 days	Thu 12/19/24	Tue 1/21/25	164
166		Power Conduit	6 days	Thu 11/21/24	Thu 11/28/24	81,158
167		Power Conducters	6 days	Fri 11/29/24	Fri 12/6/24	166
168		RSU and ITS equipment Installation	14 days	Thu 11/21/24	Tue 12/10/24	81,158
169		Mini-Hub Installation	12 days	Thu 11/21/24	Fri 12/6/24	81,158
170		Fiber/Tracer wire Installation	11 days	Fri 2/14/25	Fri 2/28/25	162,163
171		Microduct Installation	1 day	Thu 11/21/24	Thu 11/21/24	81,158
172		Microfiber/Tracer wire	1 day	Fri 11/22/24	Fri 11/22/24	171
173		Fiber Splicing	6 days	Mon 3/3/25	Mon 3/10/25	170
174		Fiber OTDR Testing	1 day	Tue 3/11/25	Tue 3/11/25	173
175		ITS integration	5 days	Wed 3/12/25	Tue 3/18/25	174
176		Site Acceptance	30 days	Wed 3/19/25	Tue 4/29/25	175
177		As-built Documentation	30 days	Wed 3/12/25	Tue 4/22/25	162,166,170,173,1
178		Permit Closeout	30 days	Wed 3/12/25	Tue 4/22/25	162,166,170,173,1
179		Operations and Maintenenance	0 days	Tue 4/29/25	Tue 4/29/25	176
180		**Segment 5 , Mile Marker 120.77 to 156.85 , Cross Street SR 7 to I-475 (South) , Total Linear Ft 190,502**	**279 days**	**Mon 6/10/24**	**Thu 7/3/25**	
181		Field Survey (GPR)	26 days	Mon 6/10/24	Mon 7/15/24	64
182		Detailed Design (Prelim) - 60%	60 days	Mon 6/10/24	Fri 8/30/24	64
183		GDOT Review Detailed Design Review	30 days	Mon 9/2/24	Fri 10/11/24	182
184		Power Walks	3 days	Tue 7/16/24	Thu 7/18/24	181
185		Detailed Design (Final)	20 days	Mon 10/14/24	Fri 11/8/24	43,183
186		Final GDOT Review	10 days	Mon 11/11/24	Fri 11/22/24	43,185
187		RFC Design Documents	10 days	Mon 11/25/24	Fri 12/6/24	186
188		RFC Plan GDOT Review	5 days	Mon 12/9/24	Fri 12/13/24	187
189		GUPS Permits	30 days	Mon 10/14/24	Fri 11/22/24	51,183
190		USACE Section 404 Permit	45 days	Mon 9/2/24	Fri 11/1/24	182
191		Railroad Permits	45 days	Mon 9/2/24	Fri 11/1/24	182
192		Traffic Control & Staging	74 days	Mon 11/25/24	Thu 3/6/25	189,112
193		Conduit Installation	74 days	Mon 11/25/24	Thu 3/6/25	189,112
194		Handhole installation	94 days	Mon 11/25/24	Thu 4/3/25	189,112
195		RSU Pole Installation	37 days	Mon 11/25/24	Tue 1/14/25	189,112
196		Platform	28 days	Wed 1/15/25	Fri 2/21/25	195
197		Power Conduit	12 days	Mon 11/25/24	Tue 12/10/24	189,112

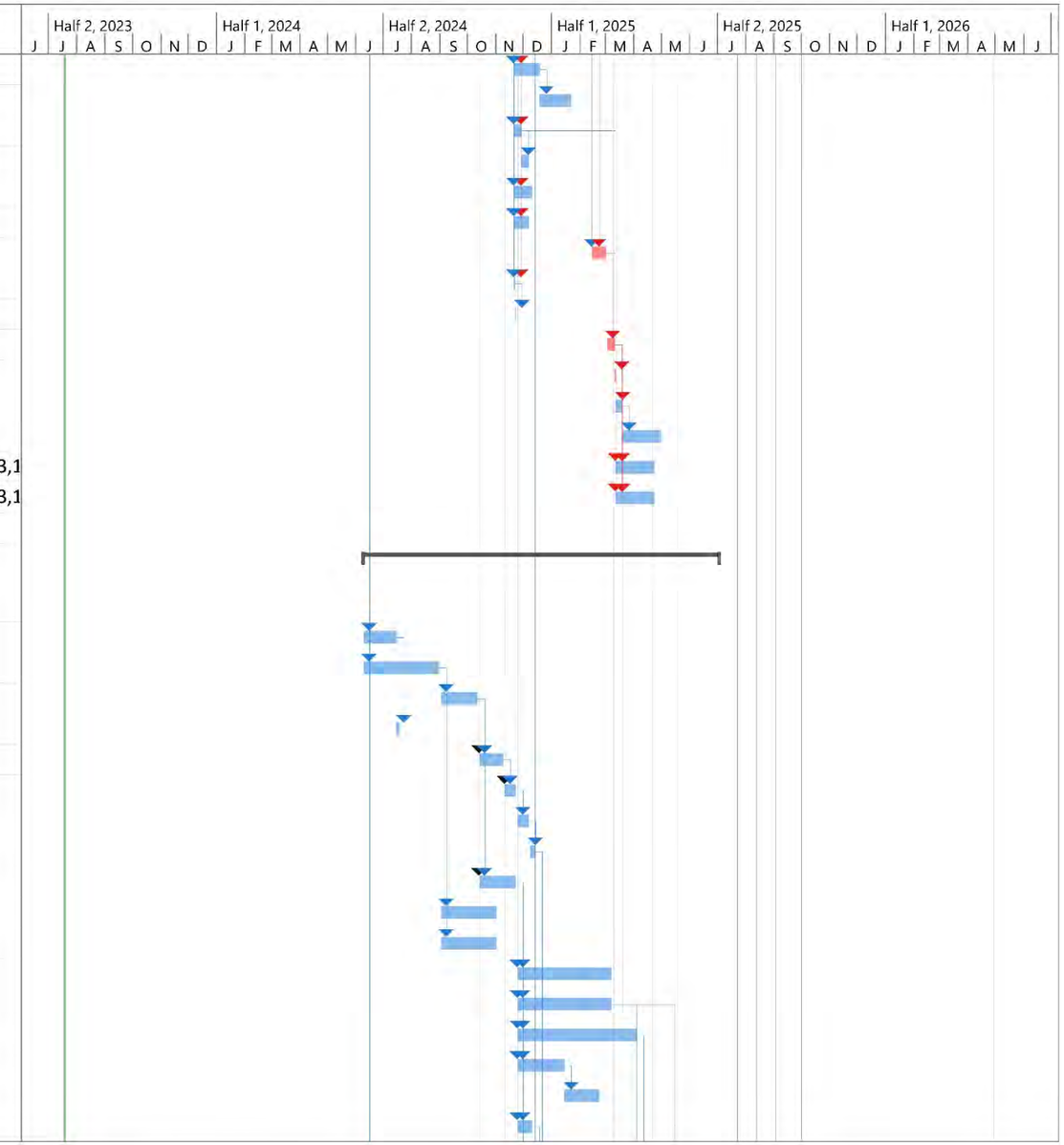

Project: GDOT Design_Build Sc
Date: Wed 7/19/23

Task | Split | Milestone | Summary | Project Summary | Inactive Task | Inactive Milestone | Inactive Summary | Manual Task | Duration-only | Manual Summary Rollup | Manual Summary | Start-only | Finish-only | External Tasks | External Milestone | Deadline | Critical | Critical Split | Progress | Manual Progress

ID	Task Mode	Task Name	Duration	Start	Finish	Predecessors
198		Power Conducters	22 days	Wed 12/11/24	Thu 1/9/25	197
199		RSU and ITS equipment Installation	31 days	Mon 11/25/24	Mon 1/6/25	189,112
200		Mini-Hub Installation	12 days	Mon 11/25/24	Tue 12/10/24	189,112
201		Fiber/Tracer wire Installation	20 days	Fri 4/4/25	Thu 5/1/25	193,194
202		Microduct Installation	0 days	Fri 11/22/24	Fri 11/22/24	189,112
203		Microfiber/Tracer wire	0 days	Fri 11/22/24	Fri 11/22/24	202
204		Fiber Splicing	9 days	Fri 5/2/25	Wed 5/14/25	201
205		Fiber OTDR Testing	1 day	Thu 5/15/25	Thu 5/15/25	204
206		ITS integration	5 days	Fri 5/16/25	Thu 5/22/25	205
207		Site Acceptance	30 days	Fri 5/23/25	Thu 7/3/25	206
208		As-built Documentation	30 days	Fri 5/16/25	Thu 6/26/25	193,197,201,204,2
209		Permit Closeout	30 days	Fri 5/16/25	Thu 6/26/25	193,197,201,204,2
210		Operations and Maintenenance	0 days	Thu 7/3/25	Thu 7/3/25	207
211		**Segment 6 , Mile Marker 156.85 to 164.5 , Cross Street I-475 (South) to I-16 , Total Linear Ft 40,392**	**251 days**	**Mon 6/10/24**	**Mon 5/26/25**	
212		Field Survey (GPR)	26 days	Mon 6/10/24	Mon 7/15/24	95
213		Detailed Design (Prelim) - 60%	60 days	Mon 6/10/24	Fri 8/30/24	95
214		GDOT Review Detailed Design Review	30 days	Mon 9/2/24	Fri 10/11/24	213
215		Power Walks	3 days	Tue 7/16/24	Thu 7/18/24	212
216		Detailed Design (Final)	20 days	Mon 10/14/24	Fri 11/8/24	43,214
217		Final GDOT Review	10 days	Mon 11/11/24	Fri 11/22/24	43,216
218		RFC Design Documents	10 days	Mon 11/25/24	Fri 12/6/24	217
219		RFC Plan GDOT Review	5 days	Mon 12/9/24	Fri 12/13/24	218
220		GUPS Permits	30 days	Mon 10/14/24	Fri 11/22/24	51,214
221		USACE Section 404 Permit	45 days	Mon 9/2/24	Fri 11/1/24	213
222		Railroad Permits	45 days	Mon 9/2/24	Fri 11/1/24	213
223		Traffic Control & Staging	56 days	Fri 12/6/24	Fri 2/21/25	220,143
224		Conduit Installation	56 days	Fri 12/6/24	Fri 2/21/25	220,143
225		Handhole installation	67 days	Fri 12/6/24	Mon 3/10/25	220,143
226		RSU Pole Installation	26 days	Fri 12/6/24	Fri 1/10/25	220,143
227		Platform	21 days	Mon 1/13/25	Mon 2/10/25	226
228		Power Conduit	3 days	Fri 12/6/24	Tue 12/10/24	220,143
229		Power Conducters	3 days	Wed 12/11/24	Fri 12/13/24	228
230		RSU and ITS equipment Installation	24 days	Fri 12/6/24	Wed 1/8/25	220,143
231		Mini-Hub Installation	24 days	Fri 12/6/24	Wed 1/8/25	220,143

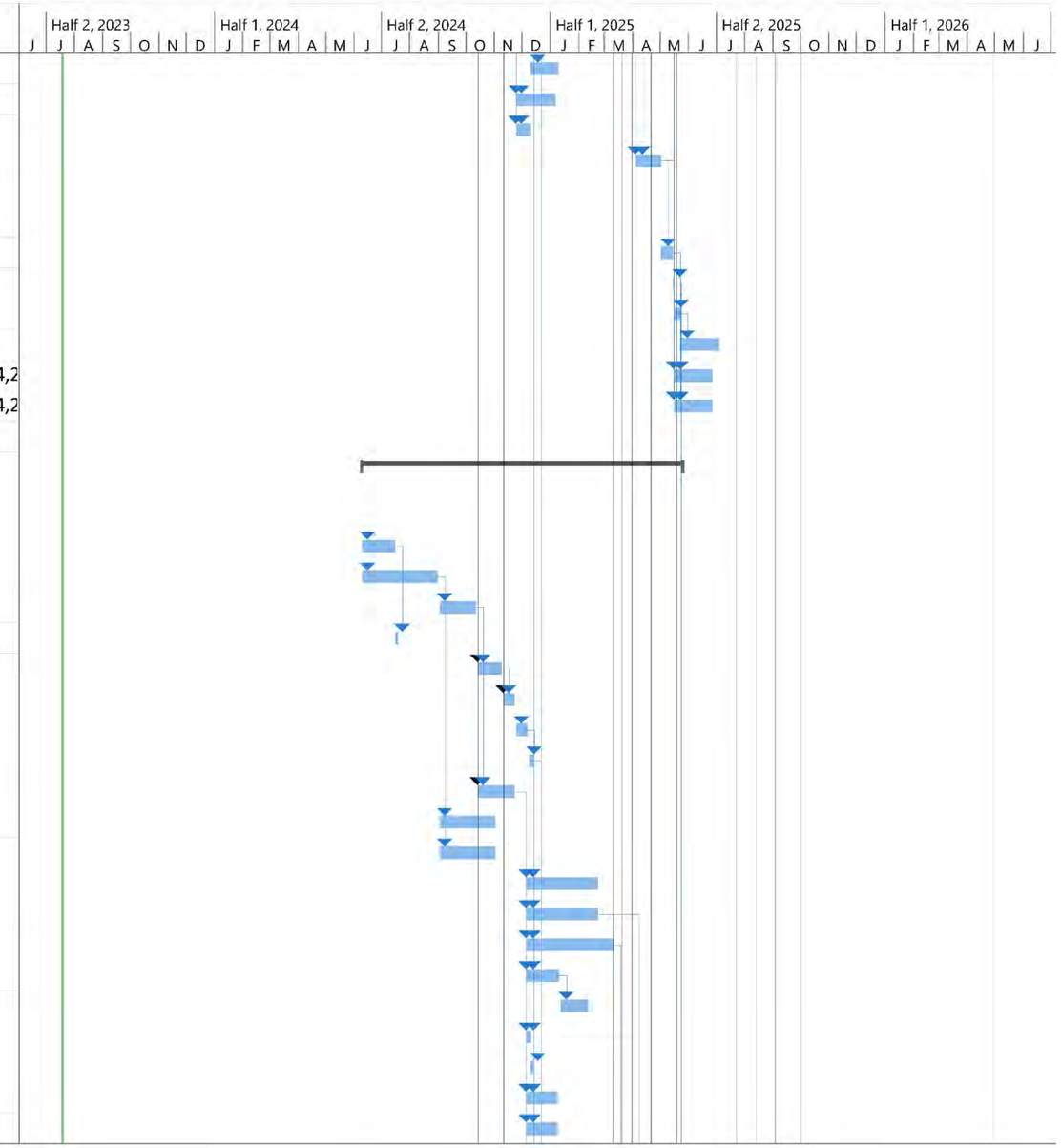

Project: GDOT Design_Build Sc
Date: Wed 7/19/23

Task | Split | Milestone | Summary | Project Summary | Inactive Task | Inactive Milestone | Inactive Summary | Manual Task | Duration-only | Manual Summary Rollup | Manual Summary | Start-only | Finish-only | External Tasks | External Milestone | Deadline | Critical | Critical Split | Progress | Manual Progress

ID	Task Mode	Task Name	Duration	Start	Finish	Predecessors
232		Fiber/Tracer wire Installation	12 days	Tue 3/11/25	Wed 3/26/25	224,225
233		Microduct Installation	4 days	Fri 12/6/24	Wed 12/11/24	220,143
234		Microfiber/Tracer wire	2 days	Thu 12/12/24	Fri 12/13/24	233
235		Fiber Splicing	7 days	Thu 3/27/25	Fri 4/4/25	232
236		Fiber OTDR Testing	1 day	Mon 4/7/25	Mon 4/7/25	235
237		ITS integration	5 days	Tue 4/8/25	Mon 4/14/25	236
238		Site Acceptance	30 days	Tue 4/15/25	Mon 5/26/25	237
239		As-built Documentation	30 days	Tue 4/8/25	Mon 5/19/25	224,228,232,235,2
240		Permit Closeout	30 days	Tue 4/8/25	Mon 5/19/25	224,228,232,235,2
241		Operations and Maintenenance	0 days	Mon 5/26/25	Mon 5/26/25	238
242		**Segment 7 , Mile Marker 164.5 to 178.21 , Cross Street I-16 to I-475 (North) , Total Linear Ft 72,389**	**325 days**	**Mon 6/10/24**	**Fri 9/5/25**	
243		Field Survey (GPR)	26 days	Mon 6/10/24	Mon 7/15/24	126
244		Detailed Design (Prelim) - 60%	60 days	Mon 6/10/24	Fri 8/30/24	126
245		GDOT Review Detailed Design Review	30 days	Mon 9/2/24	Fri 10/11/24	244
246		Power Walks	3 days	Tue 7/16/24	Thu 7/18/24	243
247		Detailed Design (Final)	20 days	Mon 10/14/24	Fri 11/8/24	43,245
248		Final GDOT Review	10 days	Mon 11/11/24	Fri 11/22/24	43,247
249		RFC Design Documents	10 days	Mon 11/25/24	Fri 12/6/24	248
250		RFC Plan GDOT Review	5 days	Mon 12/9/24	Fri 12/13/24	249
251		GUPS Permits	30 days	Mon 10/14/24	Fri 11/22/24	51,245
252		USACE Section 404 Permit	45 days	Mon 9/2/24	Fri 11/1/24	244
253		Railroad Permits	45 days	Mon 9/2/24	Fri 11/1/24	244
254		Traffic Control & Staging	8 days	Fri 5/16/25	Tue 5/27/25	251,205
255		Conduit Installation	8 days	Fri 5/16/25	Tue 5/27/25	251,205
256		Handhole installation	38 days	Fri 5/16/25	Tue 7/8/25	251,205
257		RSU Pole Installation	17 days	Fri 5/16/25	Mon 6/9/25	251,205
258		Platform	21 days	Tue 6/10/25	Tue 7/8/25	257
259		Power Conduit	9 days	Fri 5/16/25	Wed 5/28/25	251,205
260		Power Conducters	8 days	Thu 5/29/25	Mon 6/9/25	259
261		RSU and ITS equipment Installation	14 days	Fri 5/16/25	Wed 6/4/25	251,205
262		Mini-Hub Installation	12 days	Fri 5/16/25	Mon 6/2/25	251,205
263		Fiber/Tracer wire Installation	3 days	Wed 7/9/25	Fri 7/11/25	255,256
264		Microduct Installation	1 day	Tue 4/8/25	Tue 4/8/25	251,236
265		Microfiber/Tracer wire	1 day	Wed 4/9/25	Wed 4/9/25	264

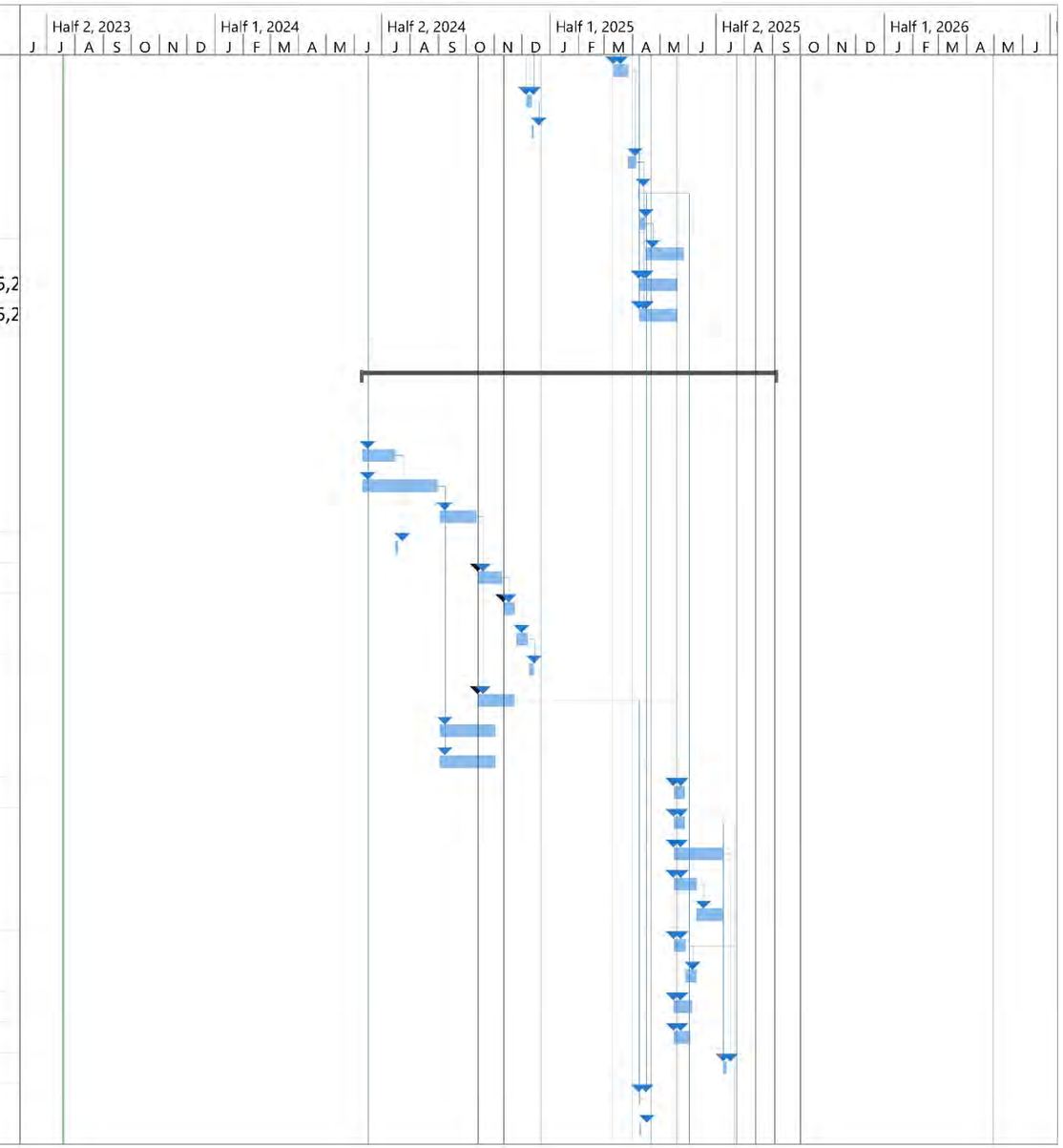

Project: GDOT Design_Build Sc
Date: Wed 7/19/23

Task | Split | Milestone | Summary | Project Summary | Inactive Task | Inactive Milestone | Inactive Summary | Manual Task | Duration-only | Manual Summary Rollup | Manual Summary | Start-only | Finish-only | External Tasks | External Milestone | Deadline | Critical | Critical Split | Progress | Manual Progress

ID		Task Mode	Task Name	Duration	Start	Finish	Predecessors
266			Fiber Splicing	4 days	Mon 7/14/25	Thu 7/17/25	263
267			Fiber OTDR Testing	1 day	Fri 7/18/25	Fri 7/18/25	266
268			ITS integration	5 days	Mon 7/21/25	Fri 7/25/25	267
269			Site Acceptance	30 days	Mon 7/28/25	Fri 9/5/25	268
270			As-built Documentation	30 days	Mon 7/21/25	Fri 8/29/25	255,259,263,266,2
271			Permit Closeout	30 days	Mon 7/21/25	Fri 8/29/25	255,259,263,266,2
272			Operations and Maintenenance	0 days	Fri 9/5/25	Fri 9/5/25	269
273			**Segment 8 , Mile Marker 178.21 to 216 , Cross Street I-475 (North) to SR 155 , Total Linear Ft 199,531**	**386 days**	**Mon 6/10/24**	**Mon 12/1/25**	
274			Field Survey (GPR)	26 days	Mon 6/10/24	Mon 7/15/24	157
275			Detailed Design (Prelim) - 60%	60 days	Mon 6/10/24	Fri 8/30/24	157
276			GDOT Review Detailed Design Review	30 days	Mon 9/2/24	Fri 10/11/24	275
277			Power Walks	3 days	Tue 7/16/24	Thu 7/18/24	274
278			Detailed Design (Final)	20 days	Mon 10/14/24	Fri 11/8/24	43,276
279			Final GDOT Review	10 days	Mon 11/11/24	Fri 11/22/24	43,278
280			RFC Design Documents	10 days	Mon 11/25/24	Fri 12/6/24	279
281			RFC Plan GDOT Review	5 days	Mon 12/9/24	Fri 12/13/24	280
282			GUPS Permits	30 days	Mon 10/14/24	Fri 11/22/24	51,276
283			USACE Section 404 Permit	45 days	Mon 9/2/24	Fri 11/1/24	275
284			Railroad Permits	45 days	Mon 9/2/24	Fri 11/1/24	275
285			Traffic Control & Staging	15 days	Wed 3/12/25	Tue 4/1/25	282,174
286			Conduit Installation	105 days	Wed 3/12/25	Tue 8/5/25	282,174
287			Handhole installation	110 days	Wed 3/12/25	Tue 8/12/25	282,174
288			RSU Pole Installation	30 days	Wed 3/12/25	Tue 4/22/25	282,174
289			Platform	28 days	Wed 4/23/25	Fri 5/30/25	288
290			Power Conduit	22 days	Wed 3/12/25	Thu 4/10/25	282,174
291			Power Conducters	18 days	Fri 4/11/25	Tue 5/6/25	290
292			RSU and ITS equipment Installation	46 days	Wed 3/12/25	Wed 5/14/25	282,174
293			Mini-Hub Installation	14 days	Wed 3/12/25	Mon 3/31/25	282,174
294			Fiber/Tracer wire Installation	27 days	Wed 8/13/25	Thu 9/18/25	286,287
295			Microduct Installation	1 day	Wed 3/12/25	Wed 3/12/25	282,174
296			Microfiber/Tracer wire	1 day	Thu 3/13/25	Thu 3/13/25	295
297			Fiber Splicing	16 days	Fri 9/19/25	Fri 10/10/25	294
298			Fiber OTDR Testing	1 day	Mon 10/13/25	Mon 10/13/25	297
299			ITS integration	5 days	Tue 10/14/25	Mon 10/20/25	298

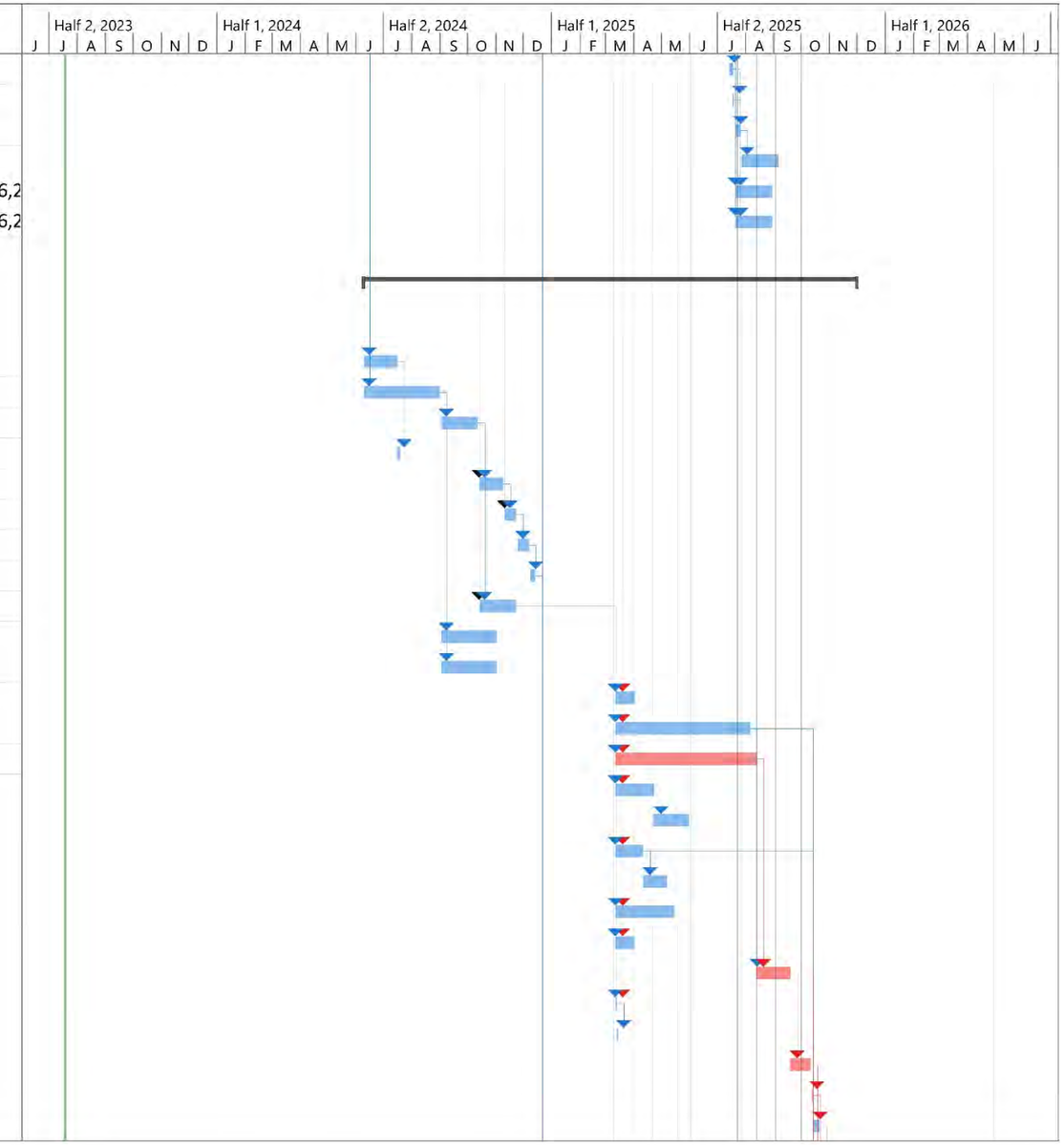

Project: GDOT Design_Build Sc
Date: Wed 7/19/23

Task | Split | Milestone | Summary | Project Summary | Inactive Task | Inactive Milestone | Inactive Summary | Manual Task | Duration-only | Manual Summary Rollup | Manual Summary | Start-only | Finish-only | External Tasks | External Milestone | Deadline | Critical | Critical Split | Progress | Manual Progress

ID	Task Mode	Task Name	Duration	Start	Finish	Predecessors
300		Site Acceptance	30 days	Tue 10/21/25	Mon 12/1/25	299
301		As-built Documentation	30 days	Tue 10/14/25	Mon 11/24/25	286,290,294,297,2
302		Permit Closeout	30 days	Tue 10/14/25	Mon 11/24/25	286,290,294,297,2
303		Operations and Maintenenance	0 days	Mon 12/1/25	Mon 12/1/25	300
304		**Segment 9 , Mile Marker 216 to 241.5 , Cross Street SR 155 to I-85 (South) , Total Linear Ft 134,640**	**231 days**	**Mon 12/16/24**	**Mon 11/3/25**	
305		Field Survey (GPR)	26 days	Mon 12/16/24	Mon 1/20/25	188
306		Detailed Design (Prelim) - 60%	60 days	Mon 12/16/24	Fri 3/7/25	188
307		GDOT Review Detailed Design Review	30 days	Mon 3/10/25	Fri 4/18/25	306
308		Power Walks	3 days	Tue 1/21/25	Thu 1/23/25	305
309		Detailed Design (Final)	20 days	Mon 4/21/25	Fri 5/16/25	43,307
310		Final GDOT Review	10 days	Mon 5/19/25	Fri 5/30/25	43,309
311		RFC Design Documents	10 days	Mon 6/2/25	Fri 6/13/25	310
312		RFC Plan GDOT Review	5 days	Mon 6/16/25	Fri 6/20/25	311
313		GUPS Permits	30 days	Mon 4/21/25	Fri 5/30/25	51,307
314		USACE Section 404 Permit	45 days	Mon 3/10/25	Fri 5/9/25	306
315		Railroad Permits	45 days	Mon 3/10/25	Fri 5/9/25	306
316		Traffic Control & Staging	40 days	Mon 6/2/25	Fri 7/25/25	313,236
317		Conduit Installation	40 days	Mon 6/2/25	Fri 7/25/25	313,236
318		Handhole installation	62 days	Mon 6/2/25	Tue 8/26/25	313,236
319		RSU Pole Installation	0 days	Fri 5/30/25	Fri 5/30/25	313,236
320		Platform	0 days	Fri 5/30/25	Fri 5/30/25	319
321		Power Conduit	0 days	Fri 5/30/25	Fri 5/30/25	313,236
322		Power Conducters	0 days	Fri 5/30/25	Fri 5/30/25	321
323		RSU and ITS equipment Installation	0 days	Fri 5/30/25	Fri 5/30/25	313,236
324		Mini-Hub Installation	12 days	Mon 6/2/25	Tue 6/17/25	313,236
325		Fiber/Tracer wire Installation	10 days	Wed 8/27/25	Tue 9/9/25	317,318
326		Microduct Installation	10 days	Mon 6/2/25	Fri 6/13/25	313,236
327		Microfiber/Tracer wire	5 days	Mon 6/16/25	Fri 6/20/25	326
328		Fiber Splicing	3 days	Wed 9/10/25	Fri 9/12/25	325
329		Fiber OTDR Testing	1 day	Mon 9/15/25	Mon 9/15/25	328
330		ITS integration	5 days	Tue 9/16/25	Mon 9/22/25	329
331		Site Acceptance	30 days	Tue 9/23/25	Mon 11/3/25	330
332		As-built Documentation	30 days	Tue 9/16/25	Mon 10/27/25	317,321,325,328,3
333		Permit Closeout	30 days	Tue 9/16/25	Mon 10/27/25	317,321,325,328,3

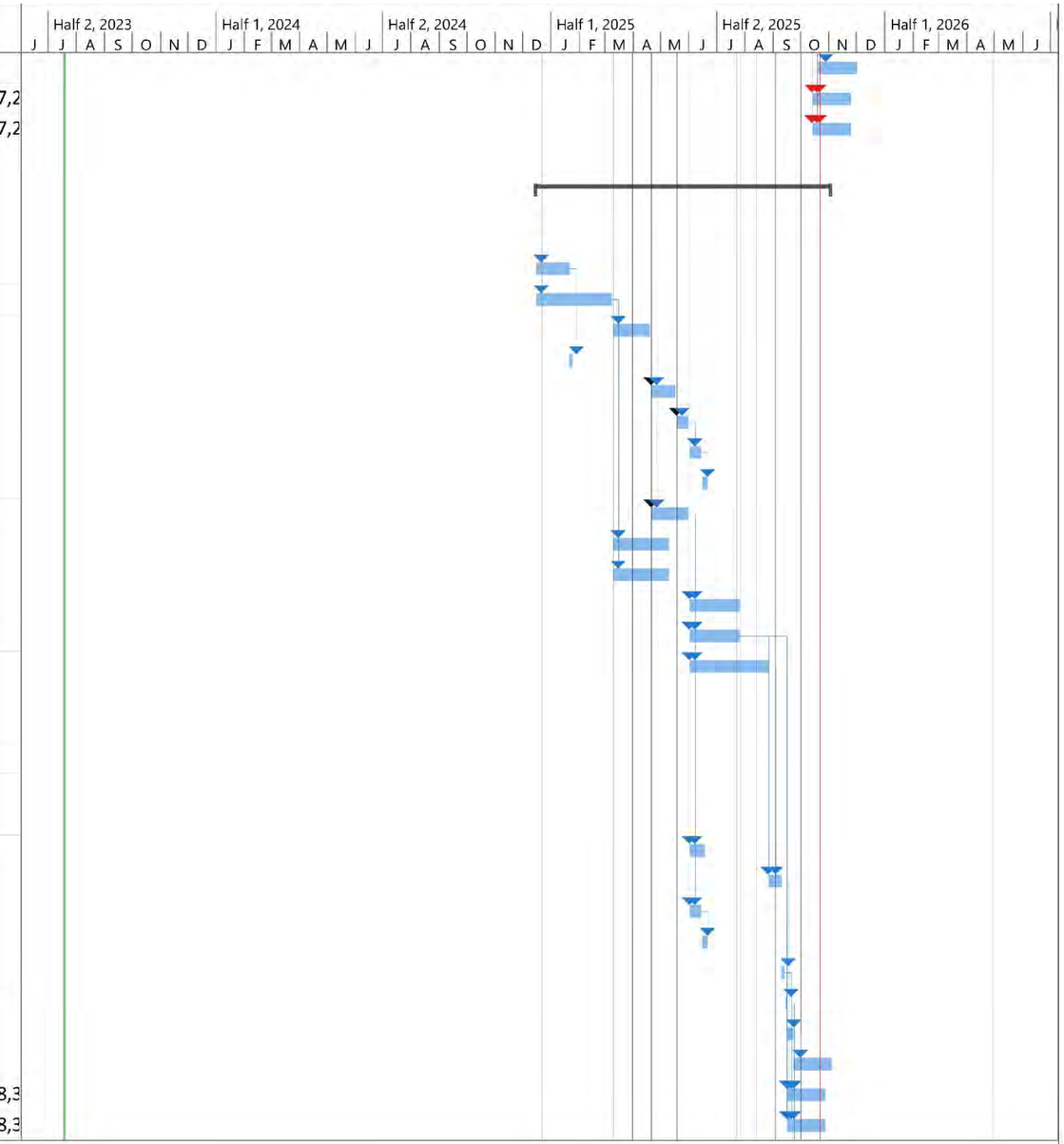

Project: GDOT Design_Build Sc
Date: Wed 7/19/23

Task | Split | Milestone | Summary | Project Summary | Inactive Task | Inactive Milestone | Inactive Summary | Manual Task | Duration-only | Manual Summary Rollup | Manual Summary | Start-only | Finish-only | External Tasks | External Milestone | Deadline | Critical | Critical Split | Progress | Manual Progress

ID		Task Mode	Task Name	Duration	Start	Finish	Predecessors
334			Operations and Maintenenance	0 days	Mon 11/3/25	Mon 11/3/25	331
335			**Segment 10 , Mile Marker 241.5 to 251.5 , Cross Street I-85 (South) to 14th St , Total Linear Ft 52,800**	**241 days**	**Mon 12/16/24**	**Mon 11/17/25**	
336			Field Survey (GPR)	26 days	Mon 12/16/24	Mon 1/20/25	219
337			Detailed Design (Prelim) - 60%	30 days	Mon 12/16/24	Fri 1/24/25	219
338			GDOT Review Detailed Design Review	30 days	Mon 1/27/25	Fri 3/7/25	337
339			Power Walks	3 days	Tue 1/21/25	Thu 1/23/25	336
340			Detailed Design (Final)	15 days	Mon 3/10/25	Fri 3/28/25	43,338
341			Final GDOT Review	10 days	Mon 3/31/25	Fri 4/11/25	43,340
342			RFC Design Documents	7 days	Mon 4/14/25	Tue 4/22/25	341
343			RFC Plan GDOT Review	5 days	Wed 4/23/25	Tue 4/29/25	342
344			GUPS Permits	30 days	Mon 3/10/25	Fri 4/18/25	51,338
345			USACE Section 404 Permit	45 days	Mon 1/27/25	Fri 3/28/25	337
346			Railroad Permits	45 days	Mon 1/27/25	Fri 3/28/25	337
347			Traffic Control & Staging	2 days	Mon 7/21/25	Tue 7/22/25	344,267
348			Conduit Installation	2 days	Mon 7/21/25	Tue 7/22/25	344,267
349			Handhole installation	48 days	Mon 7/21/25	Wed 9/24/25	344,267
350			RSU Pole Installation	0 days	Fri 7/18/25	Fri 7/18/25	344,267
351			Platform	0 days	Fri 7/18/25	Fri 7/18/25	350
352			Power Conduit	0 days	Fri 7/18/25	Fri 7/18/25	344,267
353			Power Conducters	0 days	Fri 7/18/25	Fri 7/18/25	352
354			RSU and ITS equipment Installation	0 days	Fri 7/18/25	Fri 7/18/25	344,267
355			Mini-Hub Installation	12 days	Mon 7/21/25	Tue 8/5/25	344,267
356			Fiber/Tracer wire Installation	1 day	Thu 9/25/25	Thu 9/25/25	348,349
357			Microduct Installation	10 days	Mon 7/21/25	Fri 8/1/25	344,267
358			Microfiber/Tracer wire	5 days	Mon 8/4/25	Fri 8/8/25	357
359			Fiber Splicing	1 day	Fri 9/26/25	Fri 9/26/25	356
360			Fiber OTDR Testing	1 day	Mon 9/29/25	Mon 9/29/25	359
361			ITS integration	5 days	Tue 9/30/25	Mon 10/6/25	360
362			Site Acceptance	30 days	Tue 10/7/25	Mon 11/17/25	361
363			As-built Documentation	30 days	Tue 9/30/25	Mon 11/10/25	348,352,356,359,3
364			Permit Closeout	30 days	Tue 9/30/25	Mon 11/10/25	348,352,356,359,3
365			Operations and Maintenenance	0 days	Mon 11/17/25	Mon 11/17/25	362
366			**Segment 11 , Mile Marker 251.5 to 268 , Cross Street 14th St to I-575 , Total Linear Ft 87,120**	**333 days**	**Mon 12/16/24**	**Wed 3/25/26**	

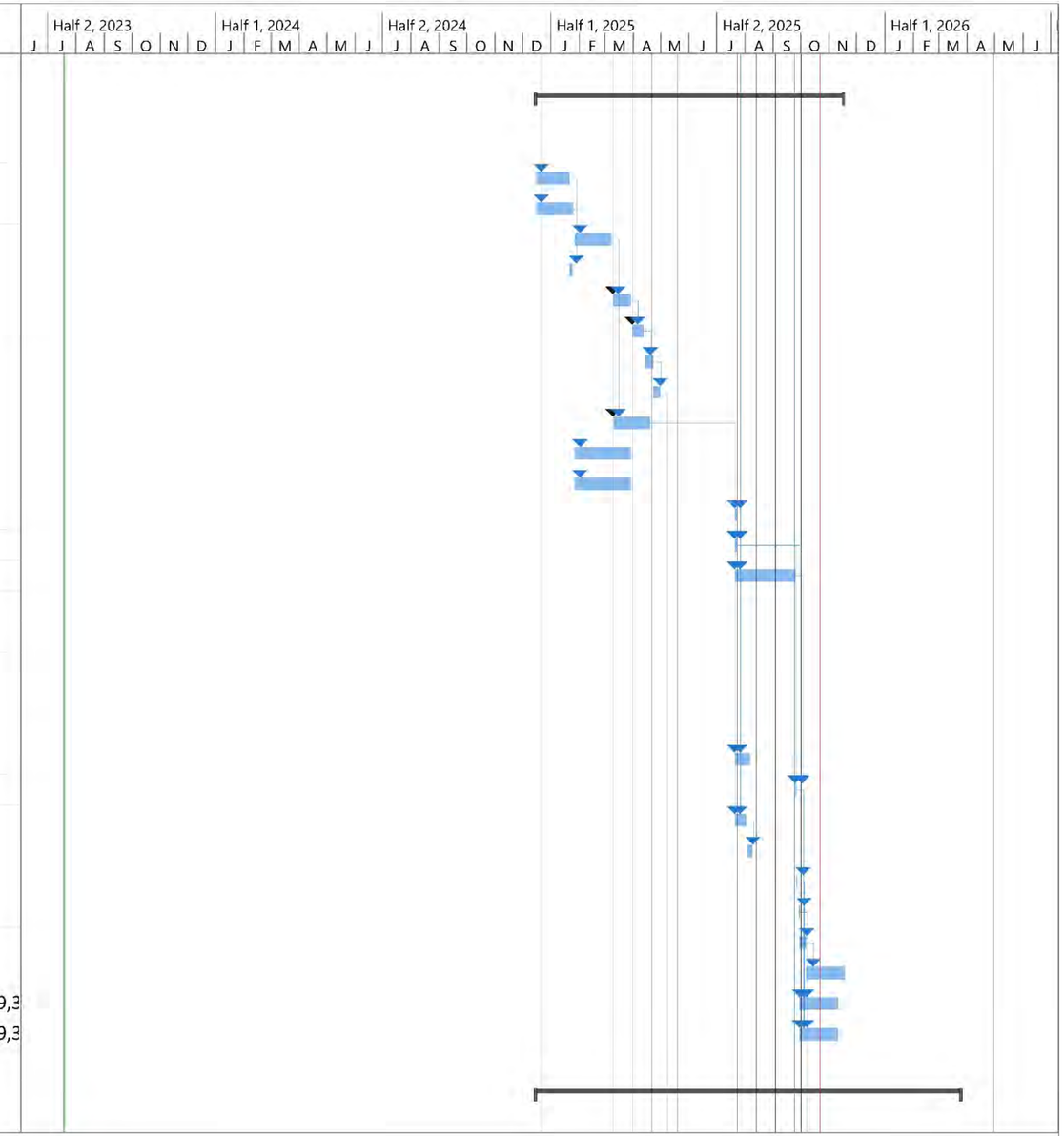

Project: GDOT Design_Build Sc
Date: Wed 7/19/23

Task | Split | Milestone | Summary | Project Summary | Inactive Task | Inactive Milestone | Inactive Summary | Manual Task | Duration-only | Manual Summary Rollup | Manual Summary | Start-only | Finish-only | External Tasks | External Milestone | Deadline | Critical | Critical Split | Progress | Manual Progress

ID	Task Mode	Task Name	Duration	Start	Finish	Predecessors
367		Field Survey (GPR)	26 days	Mon 12/16/24	Mon 1/20/25	250
368		Detailed Design (Prelim) - 60%	60 days	Mon 12/16/24	Fri 3/7/25	250
369		GDOT Review Detailed Design Review	30 days	Mon 3/10/25	Fri 4/18/25	368
370		Power Walks	3 days	Tue 1/21/25	Thu 1/23/25	367
371		Detailed Design (Final)	20 days	Mon 4/21/25	Fri 5/16/25	43,369
372		Final GDOT Review	10 days	Mon 5/19/25	Fri 5/30/25	43,371
373		RFC Design Documents	10 days	Mon 6/2/25	Fri 6/13/25	372
374		RFC Plan GDOT Review	5 days	Mon 6/16/25	Fri 6/20/25	373
375		GUPS Permits	30 days	Mon 4/21/25	Fri 5/30/25	51,369
376		USACE Section 404 Permit	45 days	Mon 3/10/25	Fri 5/9/25	368
377		Railroad Permits	45 days	Mon 3/10/25	Fri 5/9/25	368
378		Traffic Control & Staging	31 days	Tue 10/14/25	Tue 11/25/25	375,298
379		Conduit Installation	31 days	Tue 10/14/25	Tue 11/25/25	375,298
380		Handhole installation	73 days	Tue 10/14/25	Thu 1/22/26	375,298
381		RSU Pole Installation	0 days	Mon 10/13/25	Mon 10/13/25	375,298
382		Platform	0 days	Mon 10/13/25	Mon 10/13/25	381
383		Power Conduit	0 days	Mon 10/13/25	Mon 10/13/25	375,298
384		Power Conducters	0 days	Mon 10/13/25	Mon 10/13/25	383
385		RSU and ITS equipment Installation	0 days	Mon 10/13/25	Mon 10/13/25	375,298
386		Mini-Hub Installation	22 days	Tue 10/14/25	Wed 11/12/25	375,298
387		Fiber/Tracer wire Installation	6 days	Fri 1/23/26	Fri 1/30/26	379,380
388		Microduct Installation	21 days	Tue 10/14/25	Tue 11/11/25	375,298
389		Microfiber/Tracer wire	5 days	Wed 11/12/25	Tue 11/18/25	388
390		Fiber Splicing	2 days	Mon 2/2/26	Tue 2/3/26	387
391		Fiber OTDR Testing	1 day	Wed 2/4/26	Wed 2/4/26	390
392		ITS integration	5 days	Thu 2/5/26	Wed 2/11/26	391
393		Site Acceptance	30 days	Thu 2/12/26	Wed 3/25/26	392
394		As-built Documentation	30 days	Thu 2/5/26	Wed 3/18/26	379,383,387,390,3
395		Permit Closeout	30 days	Thu 2/5/26	Wed 3/18/26	379,383,387,390,3
396		Operations and Maintenenance	0 days	Wed 3/25/26	Wed 3/25/26	393
397		**Segment 12 , Mile Marker 268 to 277 , Cross Street I-575 to SR 92 , Total Linear Ft 47,520**	**254 days**	**Mon 12/16/24**	**Thu 12/4/25**	
398		Field Survey (GPR)	26 days	Mon 12/16/24	Mon 1/20/25	281
399		Detailed Design (Prelim) - 60%	30 days	Mon 12/16/24	Fri 1/24/25	281
400		GDOT Review Detailed Design Review	30 days	Mon 1/27/25	Fri 3/7/25	399
401		Power Walks	3 days	Tue 1/21/25	Thu 1/23/25	398

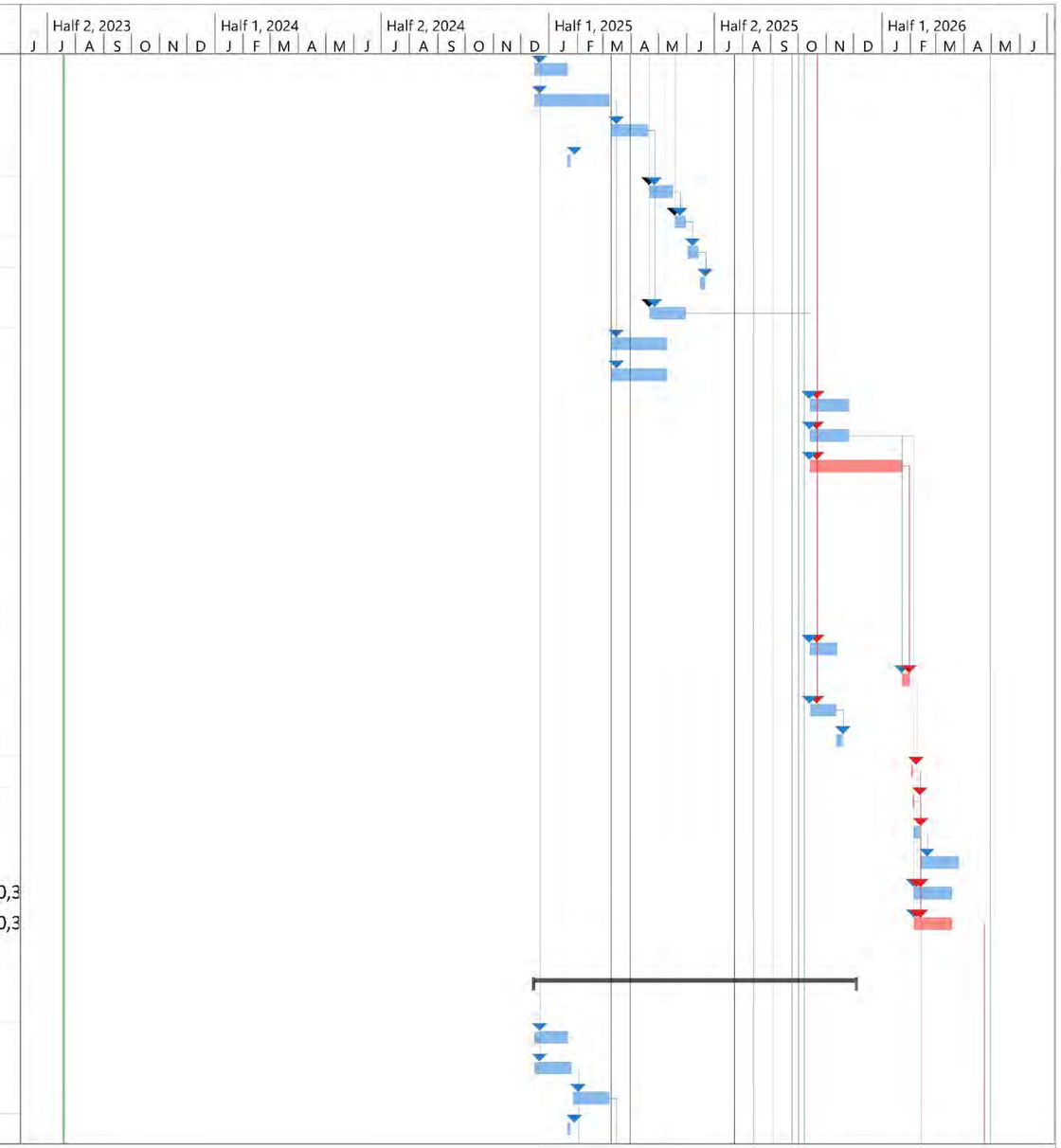

Project: GDOT Design_Build Sc
Date: Wed 7/19/23

Task | Split | Milestone | Summary | Project Summary | Inactive Task | Inactive Milestone | Inactive Summary | Manual Task | Duration-only | Manual Summary Rollup | Manual Summary | Start-only | Finish-only | External Tasks | External Milestone | Deadline | Critical | Critical Split | Progress | Manual Progress

ID		Task Mode	Task Name	Duration	Start	Finish	Predecessors
402			Detailed Design (Final)	15 days	Mon 3/10/25	Fri 3/28/25	43,400
403			Final GDOT Review	10 days	Mon 3/31/25	Fri 4/11/25	43,402
404			RFC Design Documents	7 days	Mon 4/14/25	Tue 4/22/25	403
405			RFC Plan GDOT Review	5 days	Wed 4/23/25	Tue 4/29/25	404
406			GUPS Permits	30 days	Mon 3/10/25	Fri 4/18/25	51,400
407			USACE Section 404 Permit	45 days	Mon 1/27/25	Fri 3/28/25	399
408			Traffic Control & Staging	17 days	Tue 9/16/25	Wed 10/8/25	406,329
409			Conduit Installation	17 days	Tue 9/16/25	Wed 10/8/25	406,329
410			Handhole installation	13 days	Tue 9/16/25	Thu 10/2/25	406,329
411			RSU Pole Installation	0 days	Mon 9/15/25	Mon 9/15/25	406,329
412			Platform	0 days	Mon 9/15/25	Mon 9/15/25	411
413			Power Conduit	0 days	Mon 9/15/25	Mon 9/15/25	406,329
414			Power Conducters	0 days	Mon 9/15/25	Mon 9/15/25	413
415			RSU and ITS equipment Installation	0 days	Mon 9/15/25	Mon 9/15/25	406,329
416			Mini-Hub Installation	14 days	Tue 9/16/25	Fri 10/3/25	406,329
417			Fiber/Tracer wire Installation	4 days	Thu 10/9/25	Tue 10/14/25	409,410
418			Microduct Installation	1 day	Tue 9/16/25	Tue 9/16/25	406,329
419			Microfiber/Tracer wire	1 day	Wed 9/17/25	Wed 9/17/25	418
420			Fiber Splicing	1 day	Wed 10/15/25	Wed 10/15/25	417
421			Fiber OTDR Testing	1 day	Thu 10/16/25	Thu 10/16/25	420
422			ITS integration	5 days	Fri 10/17/25	Thu 10/23/25	421
423			Site Acceptance	30 days	Fri 10/24/25	Thu 12/4/25	422
424			As-built Documentation	30 days	Fri 10/17/25	Thu 11/27/25	409,413,417,420,4
425			Permit Closeout	30 days	Fri 10/17/25	Thu 11/27/25	409,413,417,420,4
426			Operations and Maintenenance	0 days	Thu 12/4/25	Thu 12/4/25	423
427			**Segment 13 , Mile Marker 268 to 9 (I-575) , Cross Street I-575 to Sixes Rd , Total Linear Ft 47,520**	**198 days**	**Wed 4/30/25**	**Fri 1/30/26**	
428			Field Survey (GPR)	26 days	Wed 4/30/25	Wed 6/4/25	343
429			Detailed Design (Prelim) - 60%	30 days	Wed 4/30/25	Tue 6/10/25	343
430			GDOT Review Detailed Design Review	30 days	Wed 6/11/25	Tue 7/22/25	429
431			Power Walks	3 days	Thu 6/5/25	Mon 6/9/25	428
432			Detailed Design (Final)	15 days	Wed 7/23/25	Tue 8/12/25	43,430
433			Final GDOT Review	10 days	Wed 8/13/25	Tue 8/26/25	43,432
434			RFC Design Documents	7 days	Wed 8/27/25	Thu 9/4/25	433
435			RFC Plan GDOT Review	5 days	Fri 9/5/25	Thu 9/11/25	434

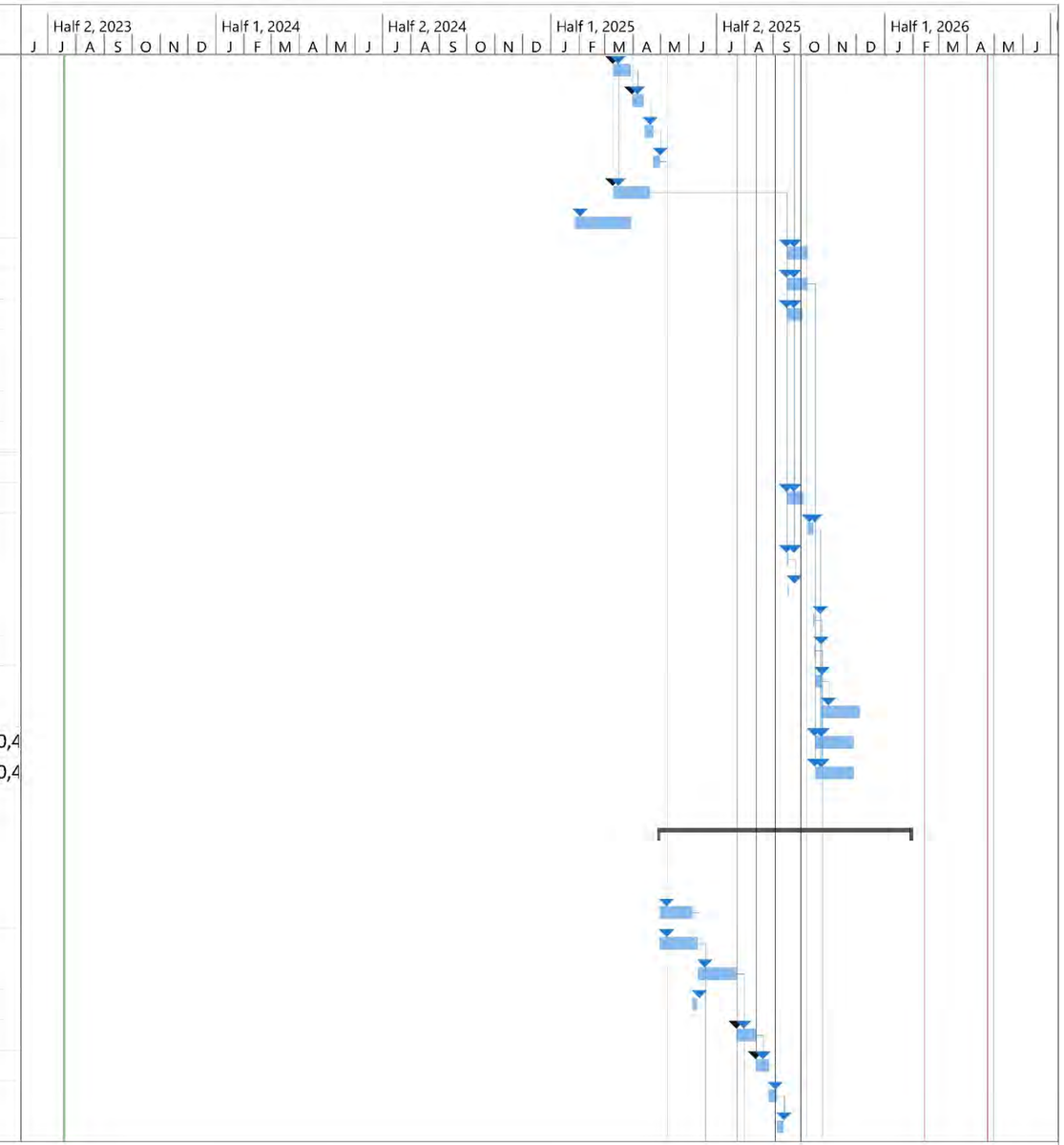

Project: GDOT Design_Build Sc
Date: Wed 7/19/23

Task | Split | Milestone | Summary | Project Summary | Inactive Task | Inactive Milestone | Inactive Summary | Manual Task | Duration-only | Manual Summary Rollup | Manual Summary | Start-only | Finish-only | External Tasks | External Milestone | Deadline | Critical | Critical Split | Progress | Manual Progress

ID	Task Mode	Task Name	Duration	Start	Finish	Predecessors
436		GUPS Permits	30 days	Wed 7/23/25	Tue 9/2/25	51,430
437		USACE Section 404 Permit	45 days	Wed 6/11/25	Tue 8/12/25	429
438		Traffic Control & Staging	42 days	Tue 9/30/25	Wed 11/26/25	436,360
439		Conduit Installation	42 days	Tue 9/30/25	Wed 11/26/25	436,360
440		Handhole installation	31 days	Tue 9/30/25	Tue 11/11/25	436,360
441		RSU Pole Installation	0 days	Mon 9/29/25	Mon 9/29/25	436,360
442		Platform	0 days	Mon 9/29/25	Mon 9/29/25	441
443		Power Conduit	0 days	Mon 9/29/25	Mon 9/29/25	436,360
444		Power Conducters	0 days	Mon 9/29/25	Mon 9/29/25	443
445		RSU and ITS equipment Installation	0 days	Mon 9/29/25	Mon 9/29/25	436,360
446		Mini-Hub Installation	12 days	Tue 9/30/25	Wed 10/15/25	436,360
447		Fiber/Tracer wire Installation	9 days	Thu 11/27/25	Tue 12/9/25	439,440
448		Microduct Installation	2 days	Tue 9/30/25	Wed 10/1/25	436,360
449		Microfiber/Tracer wire	1 day	Thu 10/2/25	Thu 10/2/25	448
450		Fiber Splicing	2 days	Wed 12/10/25	Thu 12/11/25	447
451		Fiber OTDR Testing	1 day	Fri 12/12/25	Fri 12/12/25	450
452		ITS integration	5 days	Mon 12/15/25	Fri 12/19/25	451
453		Site Acceptance	30 days	Mon 12/22/25	Fri 1/30/26	452
454		As-built Documentation	30 days	Mon 12/15/25	Fri 1/23/26	439,443,447,450,4
455		Permit Closeout	30 days	Mon 12/15/25	Fri 1/23/26	439,443,447,450,4
456		Operations and Maintenenance	0 days	Fri 1/30/26	Fri 1/30/26	453
457		**Segment 14 , Mile Marker 9 to 30.55 , Cross Street Sixes Rd to SR 372 , Total Linear Ft 113,784**	**229 days**	**Wed 4/30/25**	**Mon 3/16/26**	
458		Field Survey (GPR)	26 days	Wed 4/30/25	Wed 6/4/25	405
459		Detailed Design (Prelim) - 60%	60 days	Wed 4/30/25	Tue 7/22/25	405
460		GDOT Review Detailed Design Review	30 days	Wed 7/23/25	Tue 9/2/25	459
461		Power Walks	3 days	Thu 6/5/25	Mon 6/9/25	458
462		Detailed Design (Final)	20 days	Wed 9/3/25	Tue 9/30/25	43,460
463		Final GDOT Review	10 days	Wed 10/1/25	Tue 10/14/25	43,462
464		RFC Design Documents	10 days	Wed 10/15/25	Tue 10/28/25	463
465		RFC Plan GDOT Review	5 days	Wed 10/29/25	Tue 11/4/25	464
466		GUPS Permits	30 days	Wed 9/3/25	Tue 10/14/25	51,460
467		USACE Section 404 Permit	45 days	Wed 7/23/25	Tue 9/23/25	459
468		Railroad Permits	45 days	Wed 7/23/25	Tue 9/23/25	459
469		Traffic Control & Staging	35 days	Fri 10/17/25	Thu 12/4/25	466,421

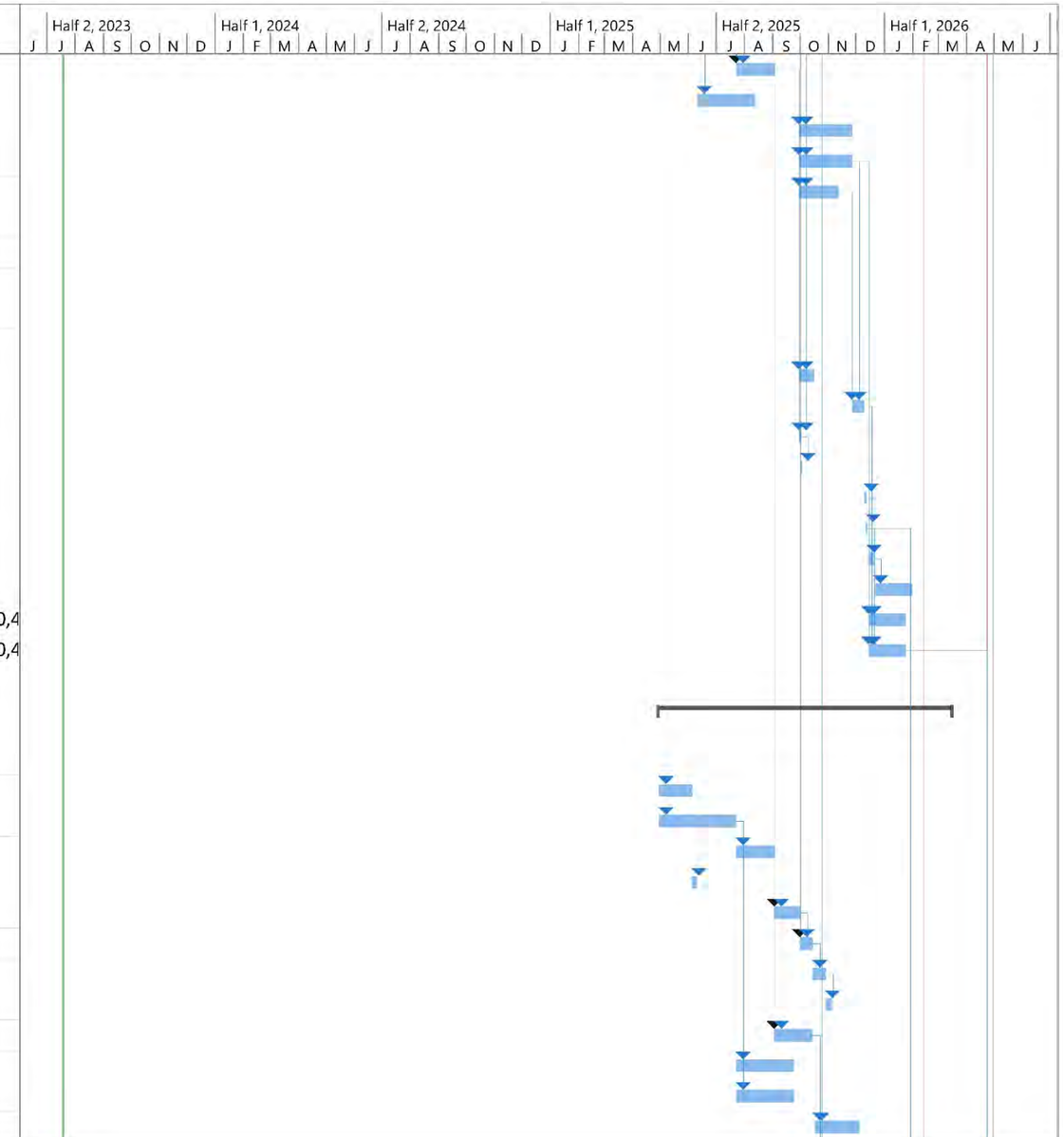

Project: GDOT Design_Build Sc
Date: Wed 7/19/23

Task | Split | Milestone | Summary | Project Summary | Inactive Task | Inactive Milestone | Inactive Summary | Manual Task | Duration-only | Manual Summary Rollup | Manual Summary | Start-only | Finish-only | External Tasks | External Milestone | Deadline | Critical | Critical Split | Progress | Manual Progress

ID	Task Mode	Task Name	Duration	Start	Finish	Predecessors
470		Conduit Installation	35 days	Fri 10/17/25	Thu 12/4/25	466,421
471		Handhole installation	53 days	Fri 10/17/25	Tue 12/30/25	466,421
472		RSU Pole Installation	11 days	Fri 10/17/25	Fri 10/31/25	466,421
473		Platform	0 days	Fri 10/31/25	Fri 10/31/25	472
474		Power Conduit	4 days	Fri 10/17/25	Wed 10/22/25	466,421
475		Power Conducters	3 days	Thu 10/23/25	Mon 10/27/25	474
476		RSU and ITS equipment Installation	34 days	Fri 10/17/25	Wed 12/3/25	466,421
477		Mini-Hub Installation	12 days	Fri 10/17/25	Mon 11/3/25	466,421
478		Fiber/Tracer wire Installation	8 days	Wed 12/31/25	Fri 1/9/26	470,471
479		Microduct Installation	0 days	Thu 10/16/25	Thu 10/16/25	466,421
480		Microfiber/Tracer wire	0 days	Thu 10/16/25	Thu 10/16/25	479
481		Fiber Splicing	10 days	Mon 1/12/26	Fri 1/23/26	478
482		Fiber OTDR Testing	1 day	Mon 1/26/26	Mon 1/26/26	481
483		ITS integration	5 days	Tue 1/27/26	Mon 2/2/26	482
484		Site Acceptance	30 days	Tue 2/3/26	Mon 3/16/26	483
485		As-built Documentation	30 days	Tue 1/27/26	Mon 3/9/26	470,474,478,481,4
486		Permit Closeout	30 days	Tue 1/27/26	Mon 3/9/26	470,474,478,481,4
487		Operations and Maintenenance	0 days	Mon 3/16/26	Mon 3/16/26	484
488		Substantially Complete	0 days	Wed 2/4/26	Wed 2/4/26	391,451,482
489		Final Acceptance	30 days	Thu 3/19/26	Wed 4/29/26	488,395,455,486



Project: GDOT Design_Build Sc
Date: Wed 7/19/23

Task | Split | Milestone | Summary | Project Summary | Inactive Task | Inactive Milestone | Inactive Summary | Manual Task | Duration-only | Manual Summary Rollup | Manual Summary | Start-only | Finish-only | External Tasks | External Milestone | Deadline | Critical | Critical Split | Progress | Manual Progress