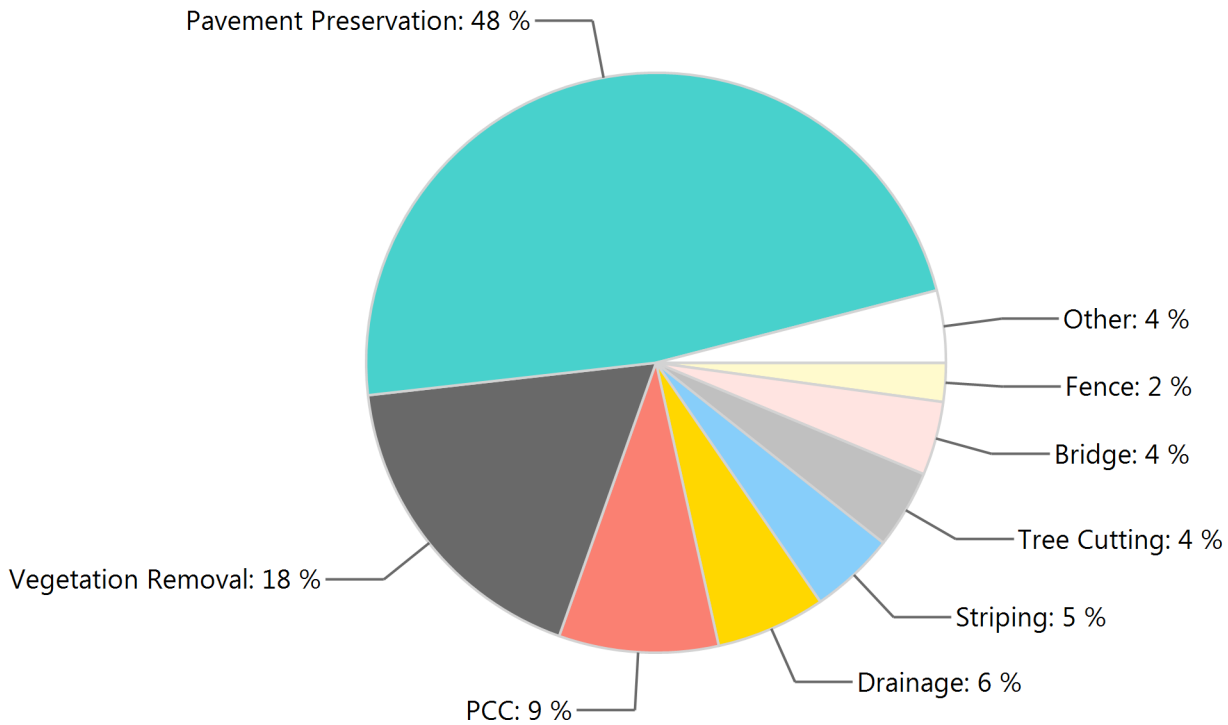


## Fiscal Year 2020 ITBs and RMRs Plan

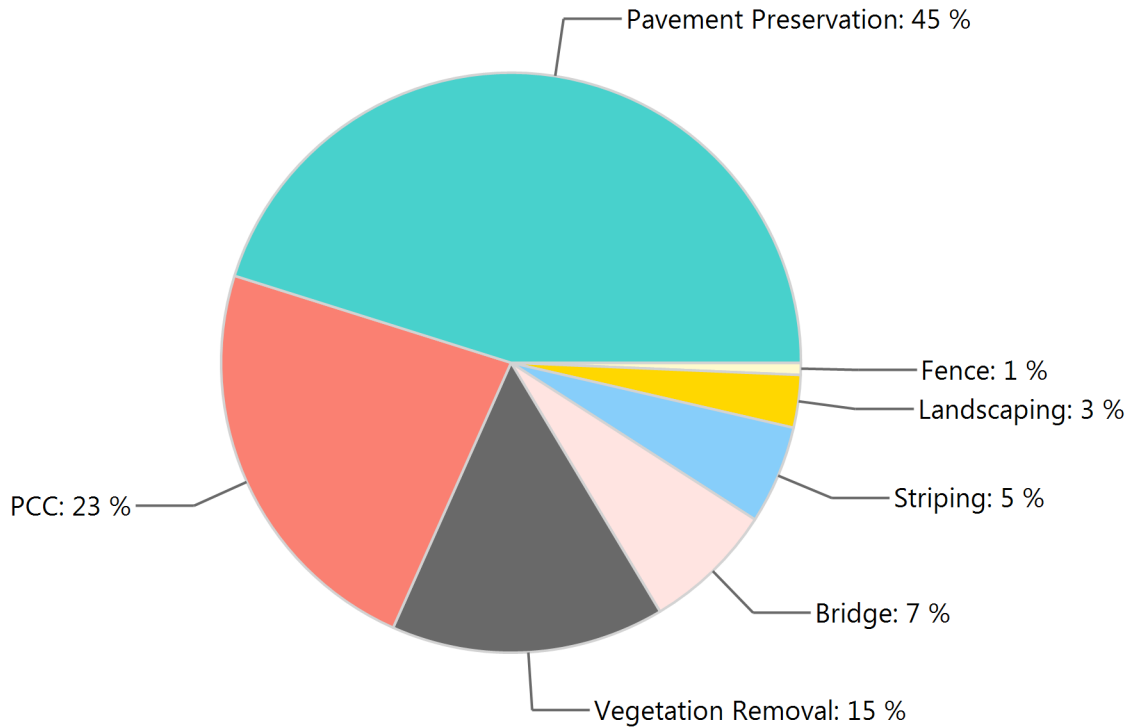
### Statewide



<b>Statewide</b>	<b>Q1</b>	<b>Q2</b>	<b>Q3</b>	<b>Q4</b>	<b>FY Total</b>
Pavement Preservation	\$10,577,360	\$14,432,925	\$17,292,805	\$8,493,531	<b>\$50,796,621</b>
Vegetation Removal	\$10,833,000	\$5,105,000	\$2,050,480	\$925,000	<b>\$18,913,480</b>
PCC	\$2,493,920	\$3,319,900	\$3,650,000	-	<b>\$9,463,820</b>
Drainage	\$1,350,000	\$2,400,000	\$700,000	\$2,050,000	<b>\$6,500,000</b>
Striping	\$1,630,000	\$1,260,000	\$1,080,000	\$1,080,000	<b>\$5,050,000</b>
Tree Cutting	\$598,000	\$1,574,000	\$796,000	\$1,700,000	<b>\$4,668,000</b>
Bridge	-	\$400,000	\$3,474,549	\$500,000	<b>\$4,374,549</b>
Fence	\$100,000	\$600,000	\$1,290,000	\$310,420	<b>\$2,300,420</b>
Guardrail	\$1,750,000	-	-	-	<b>\$1,750,000</b>
Landscaping	\$685,000	-	\$234,000	\$480,000	<b>\$1,399,000</b>
Signs	\$100,000	\$500,000	-	-	<b>\$600,000</b>
Sound Wall Repair	-	-	\$350,000	\$175,000	<b>\$525,000</b>
<b>Total</b>	<b>\$30,117,280</b>	<b>\$29,591,825</b>	<b>\$30,917,834</b>	<b>\$15,713,951</b>	<b>\$106,340,890</b>

## Fiscal Year 2020 ITBs and RMRs Plan

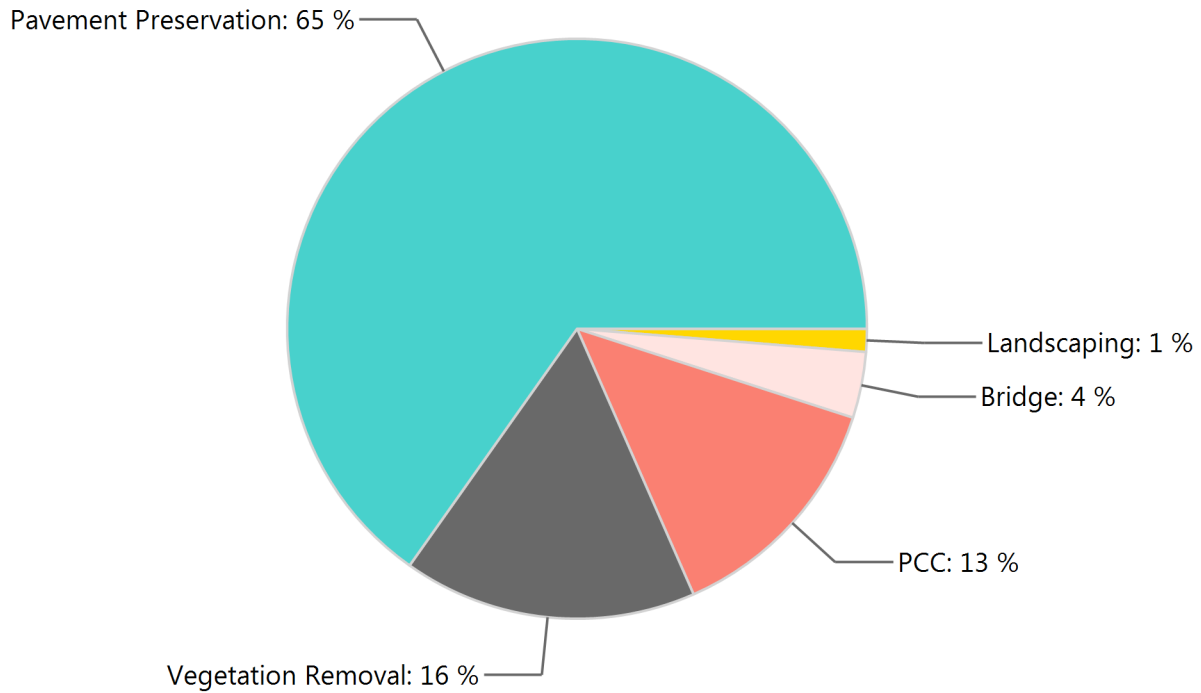
### District 1



<b>District 1</b>	<b>Q1</b>	<b>Q2</b>	<b>Q3</b>	<b>Q4</b>	<b>FY Total</b>
Pavement Preservation	\$1,627,923	\$1,710,877	\$2,225,231	\$1,835,969	<b>\$7,400,000</b>
Vegetation Removal	\$625,000	\$625,000	\$625,000	\$625,000	<b>\$2,500,000</b>
PCC	\$550,000	\$1,600,000	\$1,650,000	-	<b>\$3,800,000</b>
Striping	\$180,000	\$360,000	\$180,000	\$180,000	<b>\$900,000</b>
Bridge	-	\$400,000	\$800,000	-	<b>\$1,200,000</b>
Fence	\$50,000	-	\$60,000	-	<b>\$110,000</b>
Landscaping	-	-	-	\$480,000	<b>\$480,000</b>
<b>Total</b>	<b>\$3,032,923</b>	<b>\$4,695,877</b>	<b>\$5,540,231</b>	<b>\$3,120,969</b>	<b>\$16,390,000</b>

## Fiscal Year 2020 ITBs and RMRs Plan

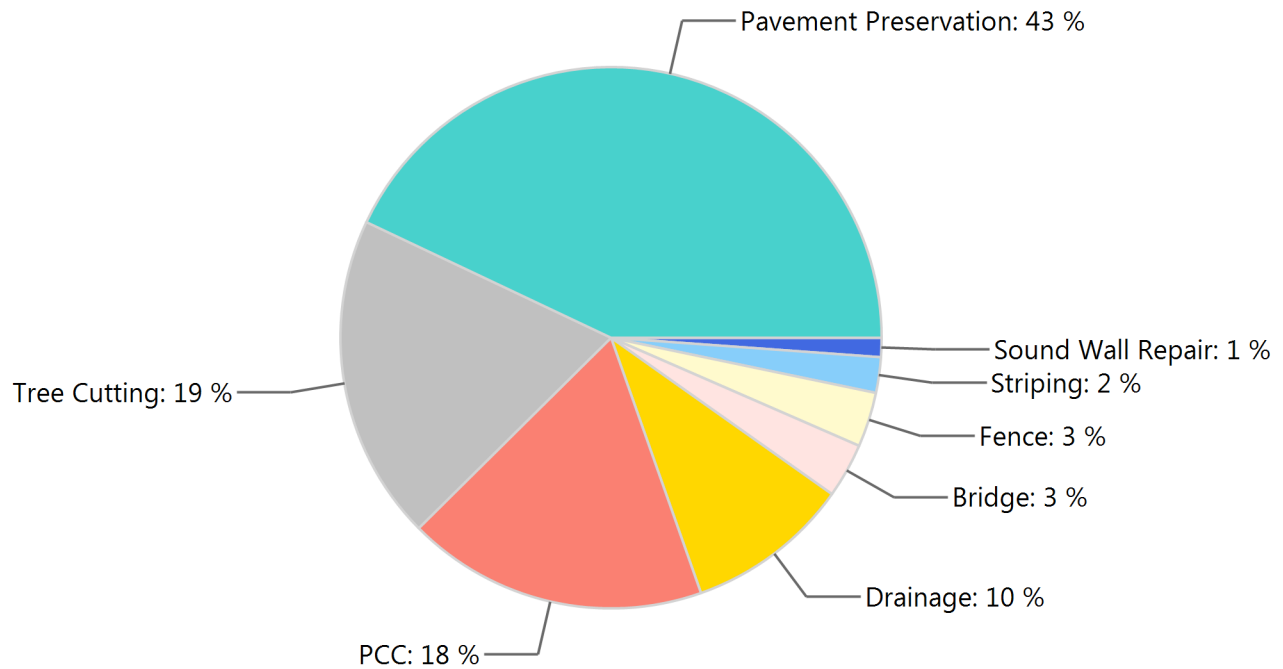
### District 2



<b>District 2</b>	<b>Q1</b>	<b>Q2</b>	<b>Q3</b>	<b>Q4</b>	<b>FY Total</b>
Pavement Preservation	\$3,199,437	\$3,647,048	\$5,091,174	-	<b>\$11,937,659</b>
Vegetation Removal	\$1,500,000	\$1,500,000	-	-	<b>\$3,000,000</b>
PCC	\$993,900	\$1,469,900	-	-	<b>\$2,463,800</b>
Bridge	-	-	\$674,549	-	<b>\$674,549</b>
Landscaping	-	-	\$234,000	-	<b>\$234,000</b>
<b>Total</b>	<b>\$5,693,337</b>	<b>\$6,616,948</b>	<b>\$5,999,723</b>	-	<b>\$18,310,008</b>

## Fiscal Year 2020 ITBs and RMRs Plan

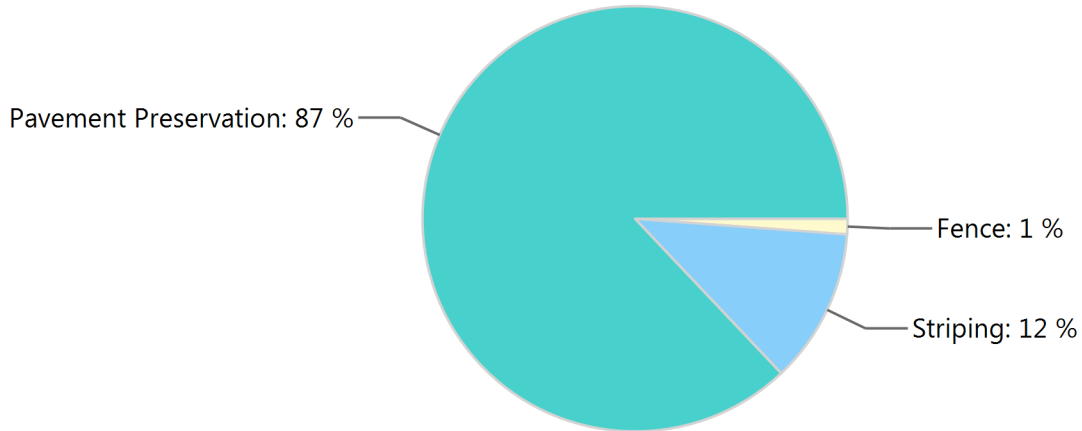
### District 3



<b>District 3</b>	<b>Q1</b>	<b>Q2</b>	<b>Q3</b>	<b>Q4</b>	<b>FY Total</b>
Pavement Preservation	\$1,575,000	\$2,500,000	\$2,500,000	-	<b>\$6,575,000</b>
PCC	\$750,000	-	\$2,000,000	-	<b>\$2,750,000</b>
Drainage	\$200,000	\$650,000	\$150,000	\$500,000	<b>\$1,500,000</b>
Striping	\$325,000	-	-	-	<b>\$325,000</b>
Tree Cutting	\$200,000	\$1,375,000	-	\$1,400,000	<b>\$2,975,000</b>
Bridge	-	-	-	\$500,000	<b>\$500,000</b>
Fence	-	-	\$500,000	-	<b>\$500,000</b>
Sound Wall Repair	-	-	-	\$175,000	<b>\$175,000</b>
<b>Total</b>	<b>\$3,050,000</b>	<b>\$4,525,000</b>	<b>\$5,150,000</b>	<b>\$2,575,000</b>	<b>\$15,300,000</b>

## Fiscal Year 2020 ITBs and RMRs Plan

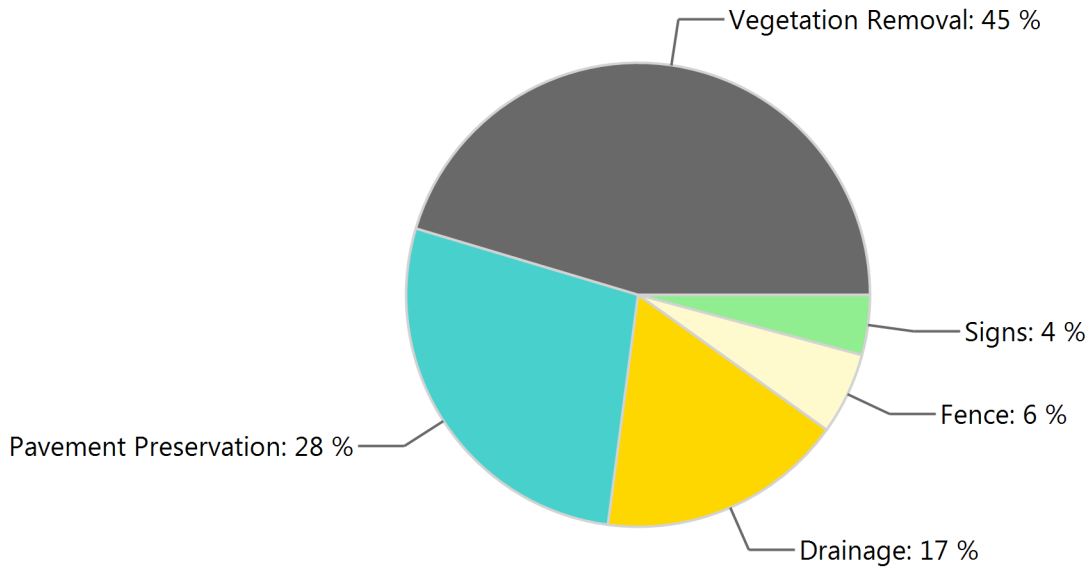
### District 4



<b>District 4</b>	<b>Q1</b>	<b>Q2</b>	<b>Q3</b>	<b>Q4</b>	<b>FY Total</b>
Pavement Preservation	\$3,700,000	\$3,700,000	\$3,700,000	\$3,700,000	<b>\$14,800,000</b>
Striping	\$500,000	\$500,000	\$500,000	\$500,000	<b>\$2,000,000</b>
Fence	\$50,000	\$50,000	\$50,000	\$50,000	<b>\$200,000</b>
<b>Total</b>	<b>\$4,250,000</b>	<b>\$4,250,000</b>	<b>\$4,250,000</b>	<b>\$4,250,000</b>	<b>\$17,000,000</b>

## Fiscal Year 2020 ITBs and RMRs Plan

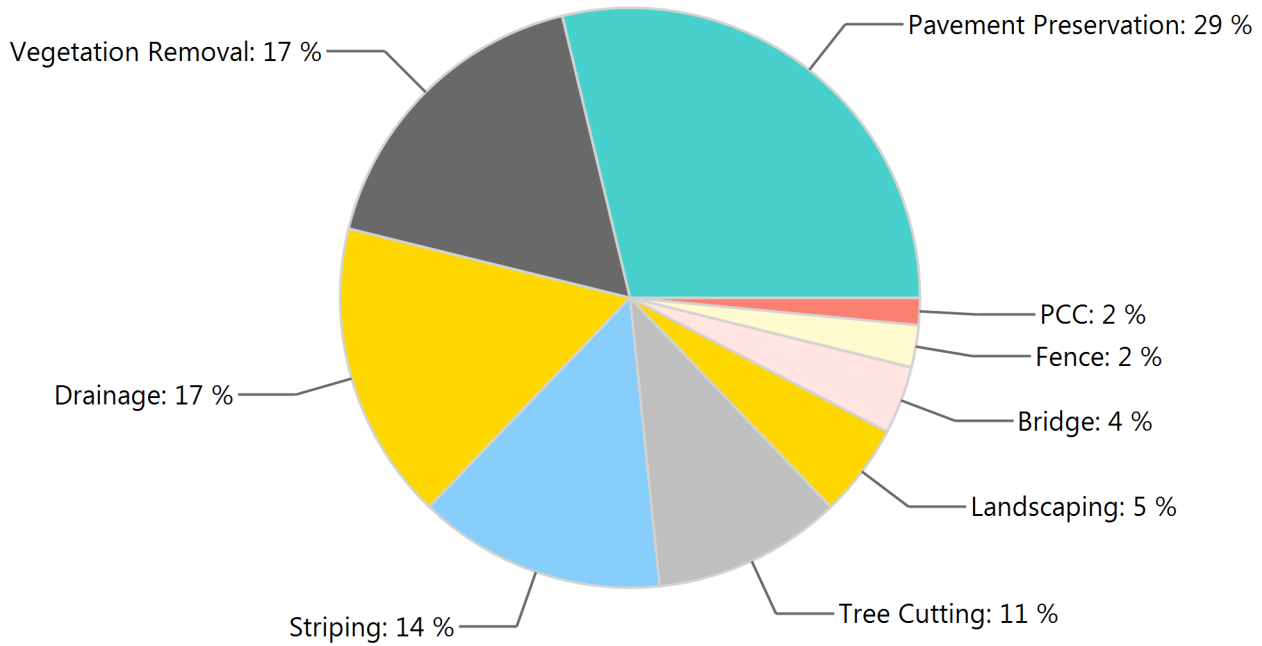
### District 5



<b>District 5</b>	<b>Q1</b>	<b>Q2</b>	<b>Q3</b>	<b>Q4</b>	<b>FY Total</b>
Pavement Preservation	-	-	\$1,988,900	\$1,295,062	<b>\$3,283,962</b>
Vegetation Removal	\$2,508,000	\$2,280,000	\$625,480	-	<b>\$5,413,480</b>
Drainage	\$600,000	\$450,000	-	\$1,000,000	<b>\$2,050,000</b>
Fence	-	-	\$680,000	-	<b>\$680,000</b>
Signs	-	\$500,000	-	-	<b>\$500,000</b>
<b>Total</b>	<b>\$3,108,000</b>	<b>\$3,230,000</b>	<b>\$3,294,380</b>	<b>\$2,295,062</b>	<b>\$11,927,442</b>

## Fiscal Year 2020 ITBs and RMRs Plan

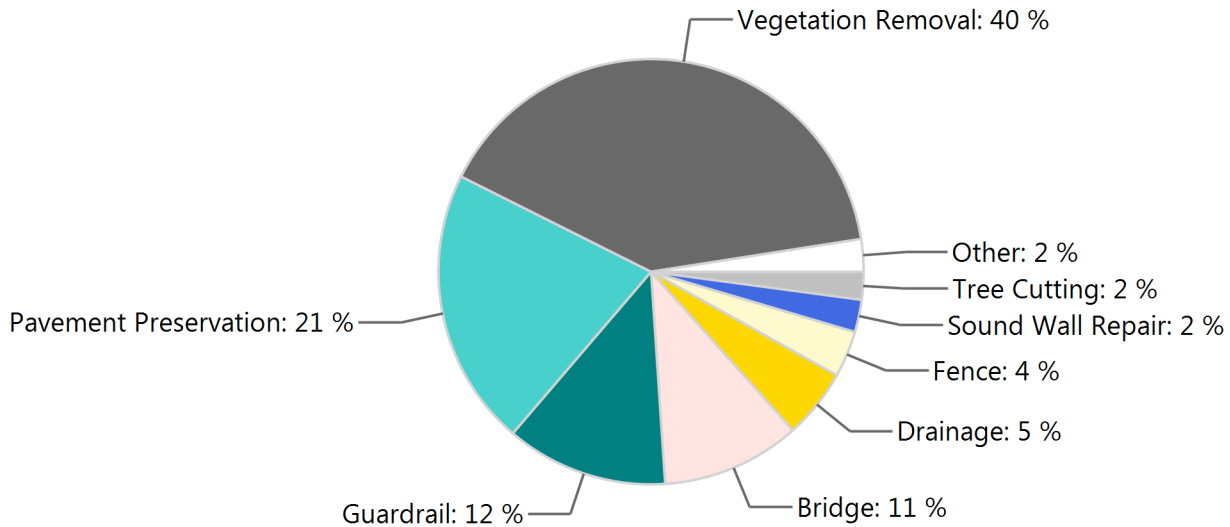
### District 6



<b>District 6</b>	<b>Q1</b>	<b>Q2</b>	<b>Q3</b>	<b>Q4</b>	<b>FY Total</b>
Pavement Preservation	\$475,000	\$1,875,000	\$787,500	\$662,500	<b>\$3,800,000</b>
Vegetation Removal	\$900,000	\$700,000	\$400,000	\$300,000	<b>\$2,300,000</b>
PCC	\$200,020	-	-	-	<b>\$200,020</b>
Drainage	\$550,000	\$550,000	\$550,000	\$550,000	<b>\$2,200,000</b>
Stripping	\$625,000	\$400,000	\$400,000	\$400,000	<b>\$1,825,000</b>
Tree Cutting	\$398,000	\$199,000	\$796,000	-	<b>\$1,393,000</b>
Bridge	-	-	\$500,000	-	<b>\$500,000</b>
Fence	-	\$50,000	-	\$260,420	<b>\$310,420</b>
Landscaping	\$685,000	-	-	-	<b>\$685,000</b>
<b>Total</b>	<b>\$3,833,020</b>	<b>\$3,774,000</b>	<b>\$3,433,500</b>	<b>\$2,172,920</b>	<b>\$13,213,440</b>

## Fiscal Year 2020 ITBs and RMRs Plan

### District 7



<b>District 7</b>	<b>Q1</b>	<b>Q2</b>	<b>Q3</b>	<b>Q4</b>	<b>FY Total</b>
Pavement Preservation	-	\$1,000,000	\$1,000,000	\$1,000,000	<b>\$3,000,000</b>
Vegetation Removal	\$5,300,000	-	\$400,000	-	<b>\$5,700,000</b>
PCC	-	\$250,000	-	-	<b>\$250,000</b>
Drainage	-	\$750,000	-	-	<b>\$750,000</b>
Tree Cutting	-	-	-	\$300,000	<b>\$300,000</b>
Bridge	-	-	\$1,500,000	-	<b>\$1,500,000</b>
Fence	-	\$500,000	-	-	<b>\$500,000</b>
Guardrail	\$1,750,000	-	-	-	<b>\$1,750,000</b>
Signs	\$100,000	-	-	-	<b>\$100,000</b>
Sound Wall Repair	-	-	\$350,000	-	<b>\$350,000</b>
<b>Total</b>	<b>\$7,150,000</b>	<b>\$2,500,000</b>	<b>\$3,250,000</b>	<b>\$1,300,000</b>	<b>\$14,200,000</b>