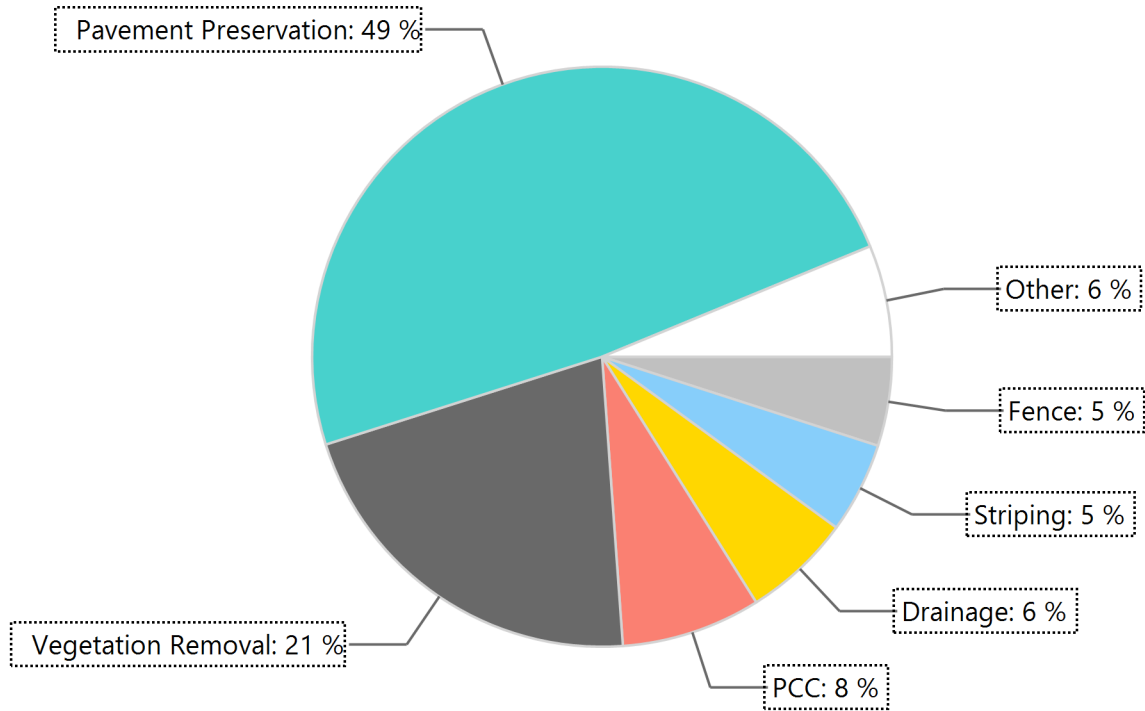


Fiscal Year 2019 ITBs and RMRs Plan

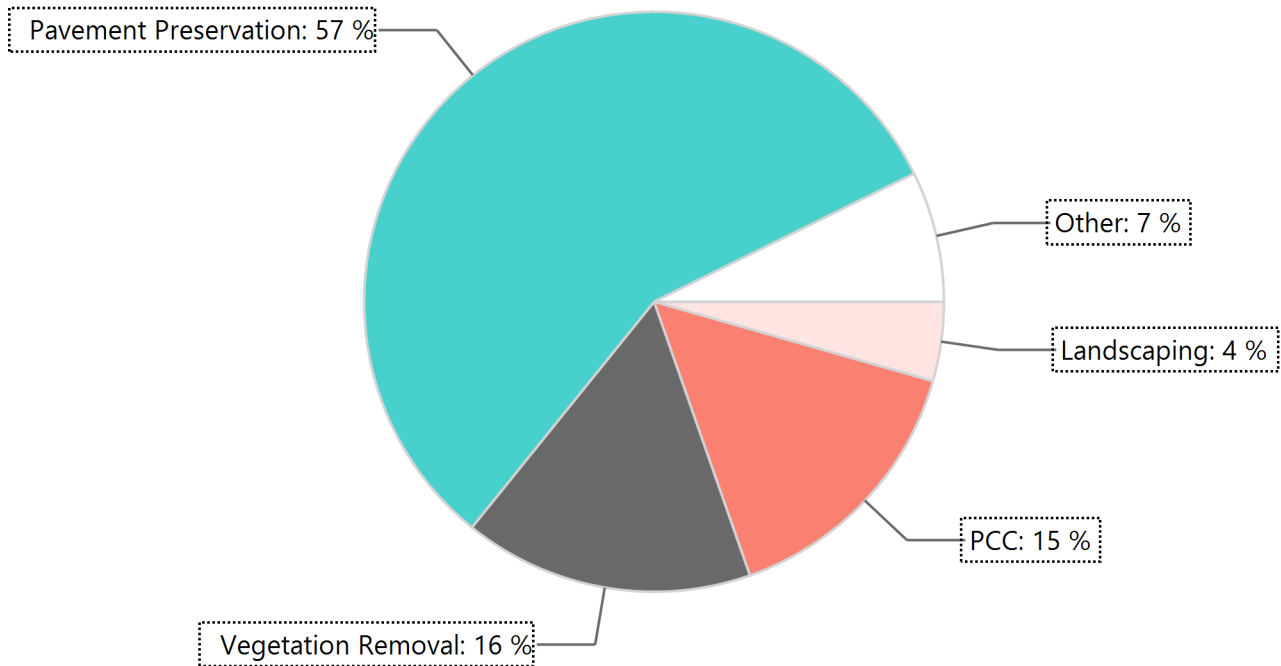
Statewide



Statewide	Q1	Q2	Q3	Q4	FY 2019
Pavement Preservation	\$21,824,533	\$11,473,256	\$22,643,336	\$2,958,551	\$58,899,676
Vegetation Removal	\$7,363,571	\$12,448,285	\$2,700,000	\$3,206,714	\$25,718,570
PCC	\$1,212,450	\$5,349,345	\$2,850,000	-	\$9,411,795
Drainage	\$3,810,256	\$2,350,000	\$382,500	\$780,000	\$7,322,756
Striping	\$1,368,500	\$2,293,500	\$1,393,500	\$1,068,500	\$6,124,000
Fence	\$4,734,400	\$230,000	\$45,000	\$1,000,000	\$6,009,400
Landscaping	\$2,218,775	\$1,000,000	\$222,000	\$225,000	\$3,665,775
Tree Cutting	\$300,000	\$1,096,000	\$300,000	\$896,000	\$2,592,000
Bridge	-	-	-	\$1,000,000	\$1,000,000
Sound Wall Repair	-	-	-	\$250,000	\$250,000
Guardrail	-	\$22,000	-	-	\$22,000
Total	\$42,832,485	\$36,262,386	\$30,536,336	\$11,384,765	\$121,015,972

Fiscal Year 2019 ITBs and RMRs Plan

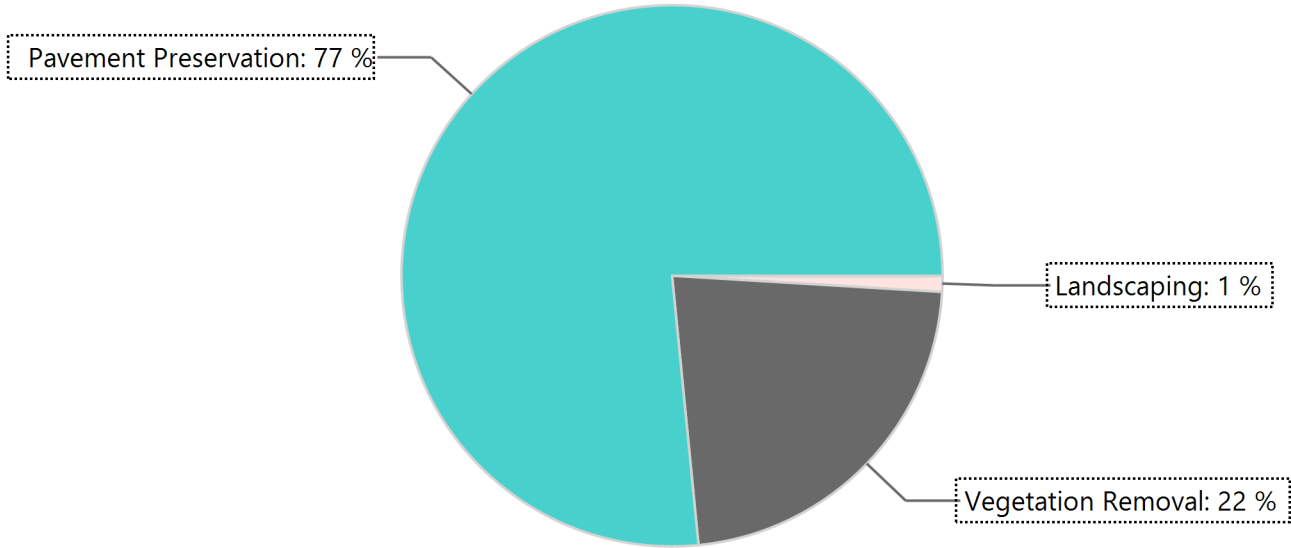
District 1



District 1	Q1	Q2	Q3	Q4	FY 2019
Pavement Preservation	\$4,755,000	\$1,000,000	\$3,200,000	\$390,000	\$9,345,000
Vegetation Removal	\$781,000	\$1,275,050	-	\$600,000	\$2,656,050
PCC	-	\$1,000,000	\$1,500,000	-	\$2,500,000
Striping	-	\$600,000	-	-	\$600,000
Fence	\$50,000	\$230,000	\$45,000	-	\$325,000
Landscaping	-	\$500,000	-	\$225,000	\$725,000
Sound Wall Repair	-	-	-	\$250,000	\$250,000
Guardrail	-	\$22,000	-	-	\$22,000
Total	\$5,586,000	\$4,627,050	\$4,745,000	\$1,465,000	\$16,423,050

Fiscal Year 2019 ITBs and RMRs Plan

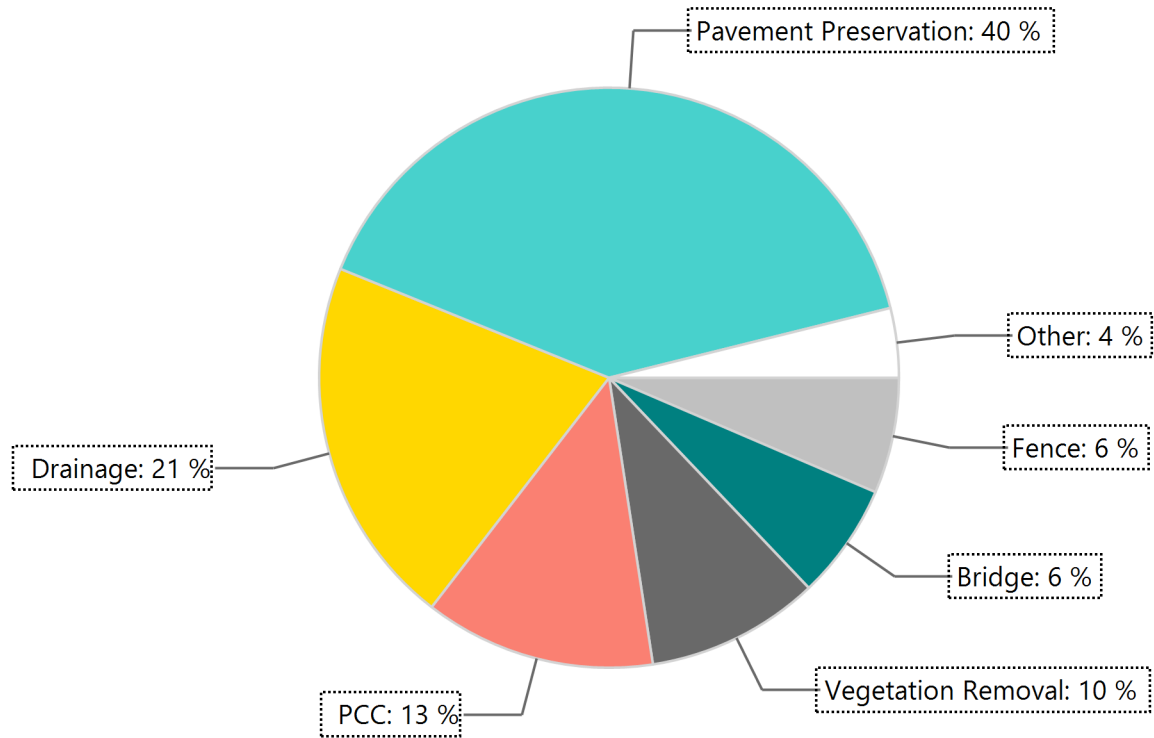
District 2



District 2	Q1	Q2	Q3	Q4	FY 2019
■ Pavement Preservation	\$5,305,068	\$4,958,113	\$7,610,952	-	\$17,874,133
■ Vegetation Removal	\$2,506,800	\$2,743,585	-	-	\$5,250,385
■ Landscaping	-	-	\$222,000	-	\$222,000
Total	\$7,811,868	\$7,701,698	\$7,832,952	-	\$23,346,518

Fiscal Year 2019 ITBs and RMRs Plan

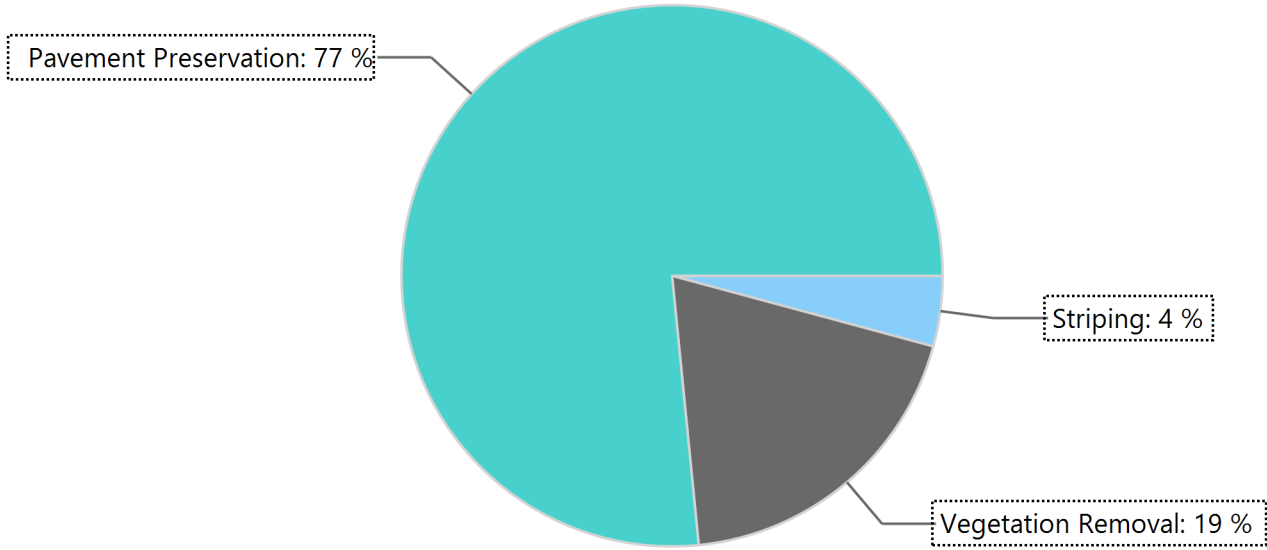
District 3



District 3	Q1	Q2	Q3	Q4	FY 2019
Pavement Preservation	\$300,000	\$2,750,000	\$3,150,000	-	\$6,200,000
Vegetation Removal	-	\$1,500,000	-	-	\$1,500,000
PCC	-	\$2,000,000	-	-	\$2,000,000
Drainage	\$3,000,000	\$200,000	-	-	\$3,200,000
Striping	\$300,000	-	-	-	\$300,000
Fence	-	-	-	\$1,000,000	\$1,000,000
Landscaping	-	\$300,000	-	-	\$300,000
Bridge	-	-	-	\$1,000,000	\$1,000,000
Total	\$3,600,000	\$6,750,000	\$3,150,000	\$2,000,000	\$15,500,000

Fiscal Year 2019 ITBs and RMRs Plan

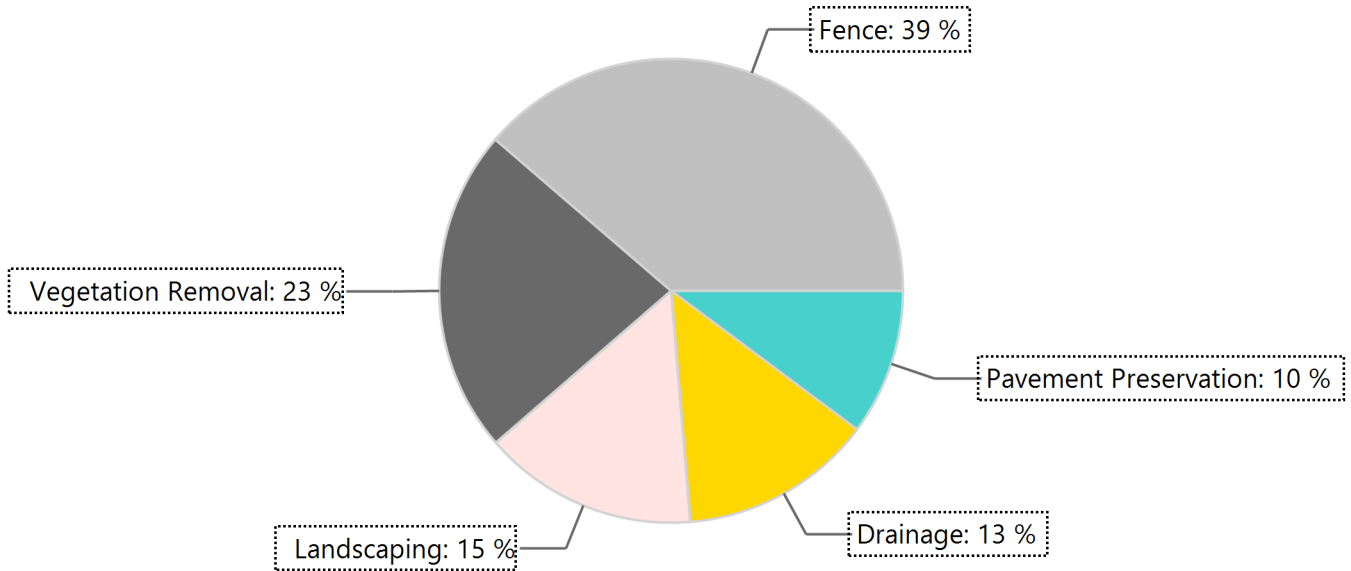
District 4



District 4	Q1	Q2	Q3	Q4	FY 2019
 Pavement Preservation	\$5,214,465	\$1,512,643	\$5,494,639	\$1,451,726	\$13,673,473
 Vegetation Removal	\$200,771	\$2,026,098	-	\$1,206,714	\$3,433,583
 Striping	-	\$400,000	\$350,000	-	\$750,000
Total	\$5,415,236	\$3,938,741	\$5,844,639	\$2,658,440	\$17,857,056

Fiscal Year 2019 ITBs and RMRs Plan

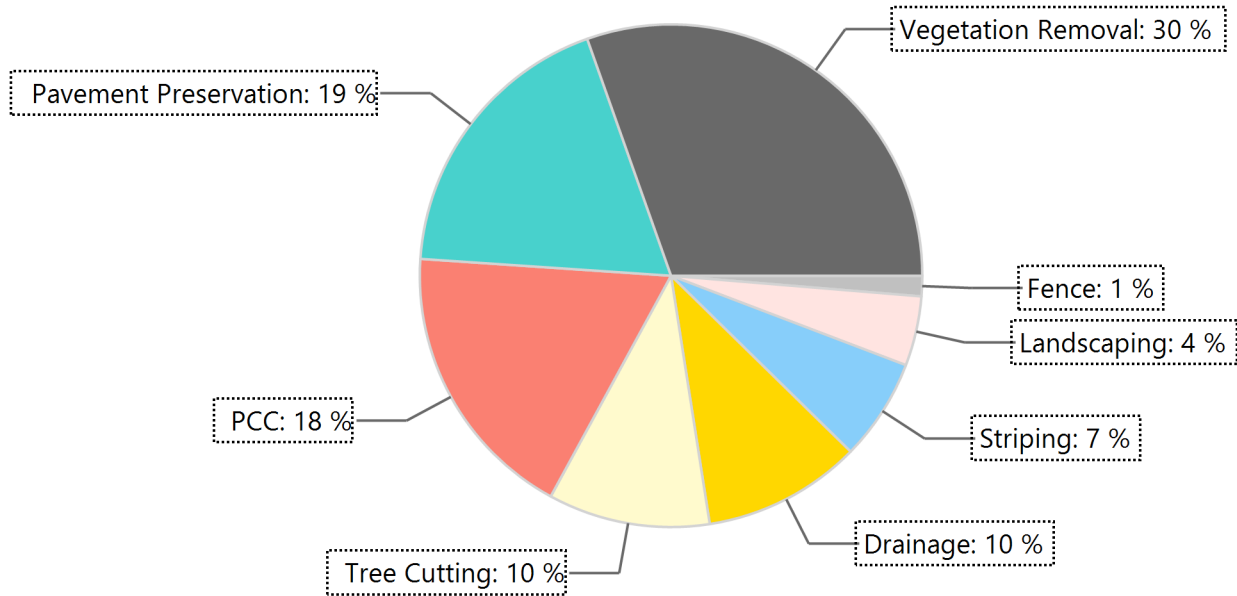
District 5



District 5	Q1	Q2	Q3	Q4	FY 2019
Pavement Preservation	-	-	\$1,090,245	\$91,825	\$1,182,070
Vegetation Removal	\$225,000	\$2,403,552	-	-	\$2,628,552
Drainage	-	\$900,000	\$132,500	\$530,000	\$1,562,500
Fence	\$4,484,400	-	-	-	\$4,484,400
Landscaping	\$1,733,775	-	-	-	\$1,733,775
Total	\$6,443,175	\$3,303,552	\$1,222,745	\$621,825	\$11,591,297

Fiscal Year 2019 ITBs and RMRs Plan

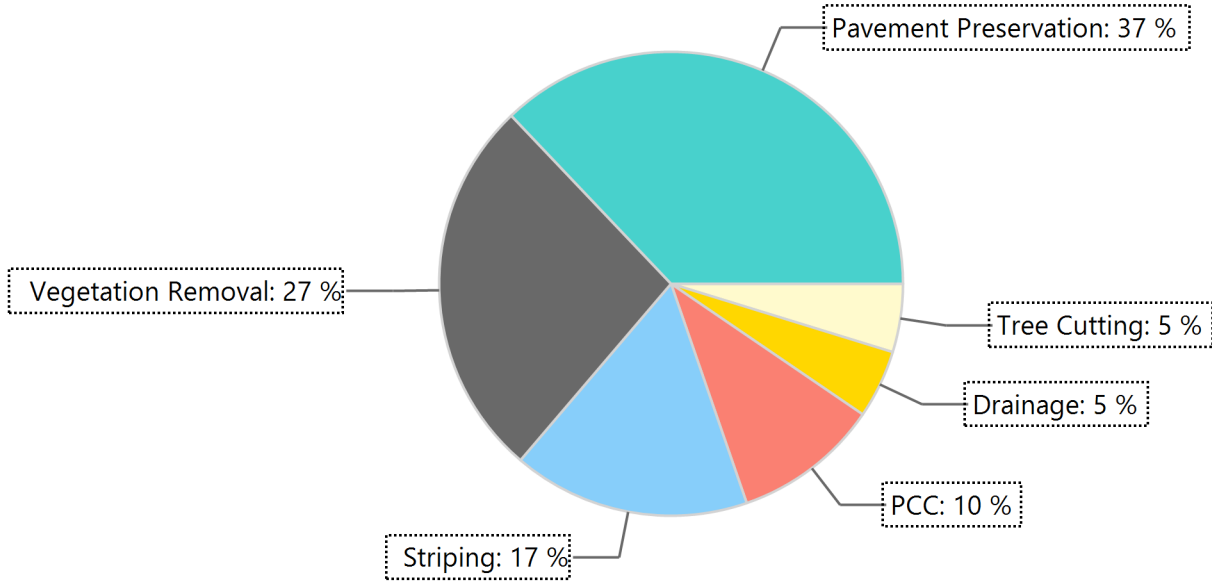
District 6



District 6	Q1	Q2	Q3	Q4	FY 2019
Pavement Preservation	\$525,000	\$562,500	\$1,407,500	\$335,000	\$2,830,000
Vegetation Removal	\$2,250,000	\$1,100,000	\$1,300,000	-	\$4,650,000
PCC	-	\$1,420,095	\$1,350,000	-	\$2,770,095
Drainage	\$560,256	\$1,000,000	-	-	\$1,560,256
Striping	\$200,000	\$425,000	\$175,000	\$200,000	\$1,000,000
Fence	\$200,000	-	-	-	\$200,000
Landscaping	\$485,000	\$200,000	-	-	\$685,000
Tree Cutting	-	\$796,000	-	\$796,000	\$1,592,000
Total	\$4,220,256	\$5,503,595	\$4,232,500	\$1,331,000	\$15,287,351

Fiscal Year 2019 ITBs and RMRs Plan

District 7



District 7	Q1	Q2	Q3	Q4	FY 2019
Pavement Preservation	\$5,725,000	\$690,000	\$690,000	\$690,000	\$7,795,000
Vegetation Removal	\$1,400,000	\$1,400,000	\$1,400,000	\$1,400,000	\$5,600,000
PCC	\$1,212,450	\$929,250	-	-	\$2,141,700
Drainage	\$250,000	\$250,000	\$250,000	\$250,000	\$1,000,000
Stripping	\$868,500	\$868,500	\$868,500	\$868,500	\$3,474,000
Tree Cutting	\$300,000	\$300,000	\$300,000	\$100,000	\$1,000,000
Total	\$9,755,950	\$4,437,750	\$3,508,500	\$3,308,500	\$21,010,700