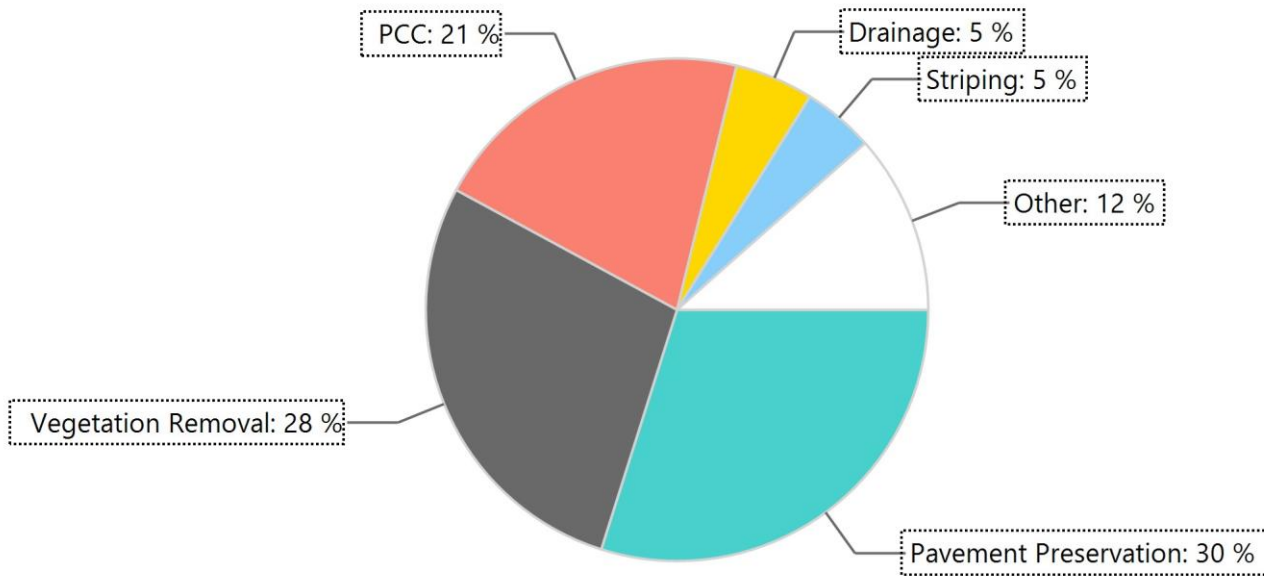


Fiscal Year 2018 ITB & RMR Plan
 For Information Purposes Only
Statewide



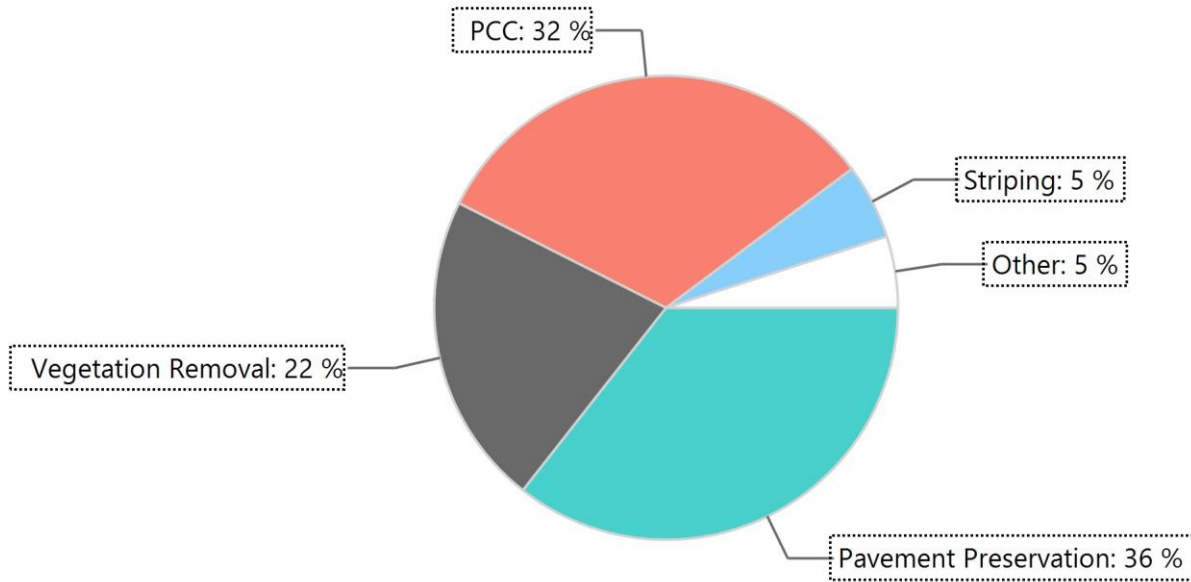
Statewide	Q1	Q2	Q3	Q4	FY 2018
Pavement Preservation	\$12,799,786	\$6,360,199	\$15,848,457	\$1,086,238	\$ 36,094,680
Vegetation Removal	\$12,402,554	\$11,617,803	\$7,264,406	\$2,572,509	\$ 33,857,272
PCC	\$8,147,653	\$8,765,000	\$7,938,632	\$398,250	\$ 25,249,535
Drainage	\$1,740,680	\$1,375,000	\$1,600,000	\$1,400,000	\$ 6,115,680
Striping	\$1,321,056	-	\$1,125,000	\$3,103,637	\$ 5,549,693
Tree Cutting	\$1,011,000	\$1,059,527	\$1,671,000	\$4,000	\$ 3,745,527
Fence	\$1,528,640	\$1,375,000	\$750,000	-	\$ 3,653,640
Reserves	\$586,500	-	-	\$2,500,000	\$ 3,086,500
Landscaping	\$565,000	-	\$180,000	\$500,000	\$ 1,245,000
Sound Wall	\$950,000	\$250,000	-	-	\$ 1,200,000
Guardrail	-	-	-	\$1,000,000	\$ 1,000,000
Total	\$41,052,869	\$30,802,530	\$36,377,495	\$12,564,634	\$ 120,797,528

Data are sourced from spreadsheets sent to METRICS staff on May of 2017.

Report Generated: 12/6/2017 1:04:44 PM

Fiscal Year 2018 ITB & RMR Plan
 For Information Purposes Only

District 1

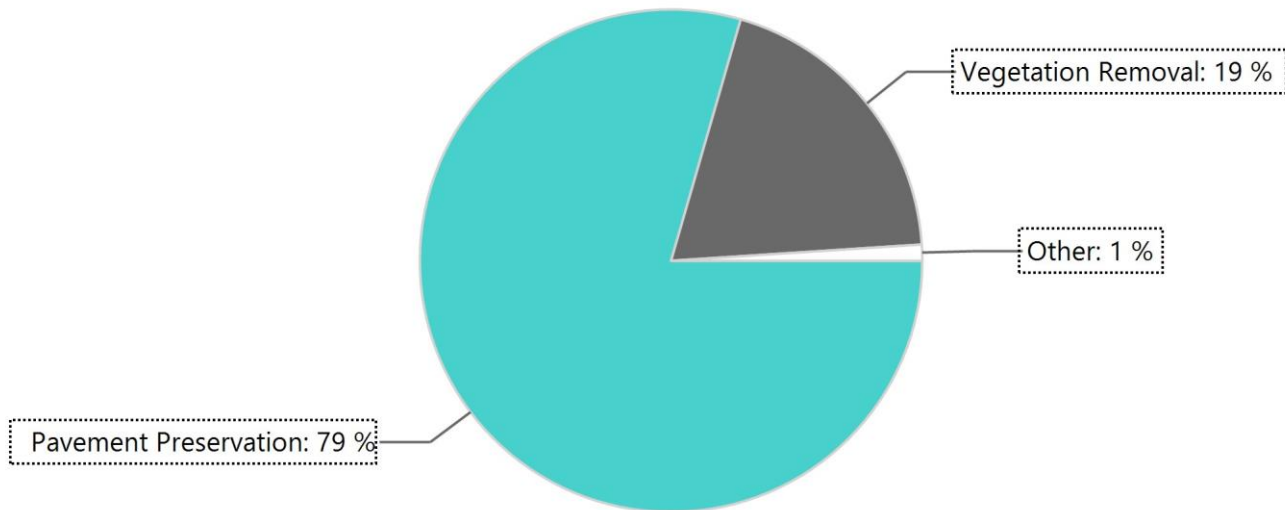




District 1	Q1	Q2	Q3	Q4	FY 2018
Pavement Preservation	\$1,200,000	\$350,000	\$5,250,000	-	\$ 6,800,000
Vegetation Removal	\$625,000	\$3,550,000	-	-	\$ 4,175,000
PCC	\$2,680,000	\$3,500,000	-	-	\$ 6,180,000
Striping	-	-	-	\$1,000,000	\$ 1,000,000
Tree Cutting	-	-	\$75,000	-	\$ 75,000
Fence	\$50,000	\$75,000	-	-	\$ 125,000
Landscaping	-	-	-	\$500,000	\$ 500,000
Sound Wall	-	\$250,000	-	-	\$ 250,000
Total	\$4,555,000	\$7,725,000	\$5,325,000	\$1,500,000	\$ 19,105,000

Data are sourced from spreadsheets sent to METRICS staff on May of 2017.

Fiscal Year 2018 ITB & RMR Plan
For Information Purposes Only

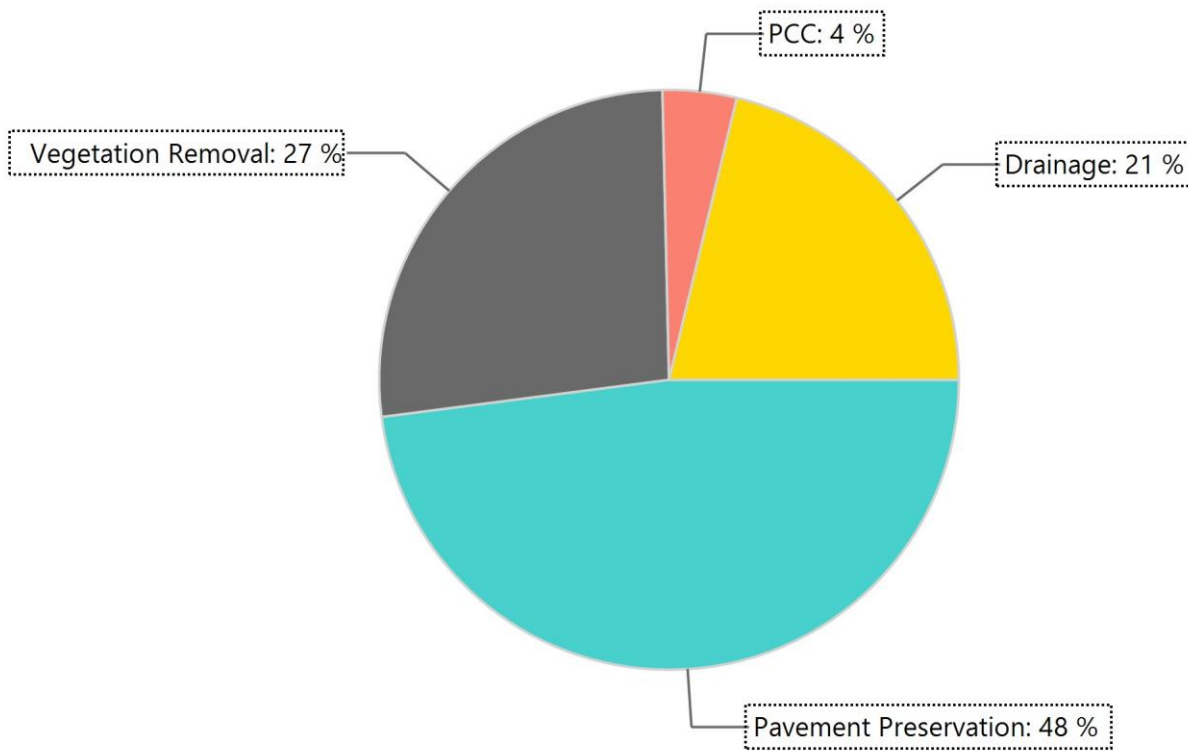
District 2







District 2	Q1	Q2	Q3	Q4	FY 2018
 Pavement Preservation	\$5,076,478	\$2,484,563	\$5,816,230	\$1,086,238	\$ 14,463,509
 Vegetation Removal	\$1,852,065	\$1,696,225	-	-	\$ 3,548,290
Drainage	\$157,680	-	-	-	\$ 157,680
Tree Cutting	\$30,000	-	-	-	\$ 30,000
Total	\$7,116,223	\$4,180,788	\$5,816,230	\$1,086,238	\$ 18,199,479

Fiscal Year 2018 ITB & RMR Plan
 For Information Purposes Only

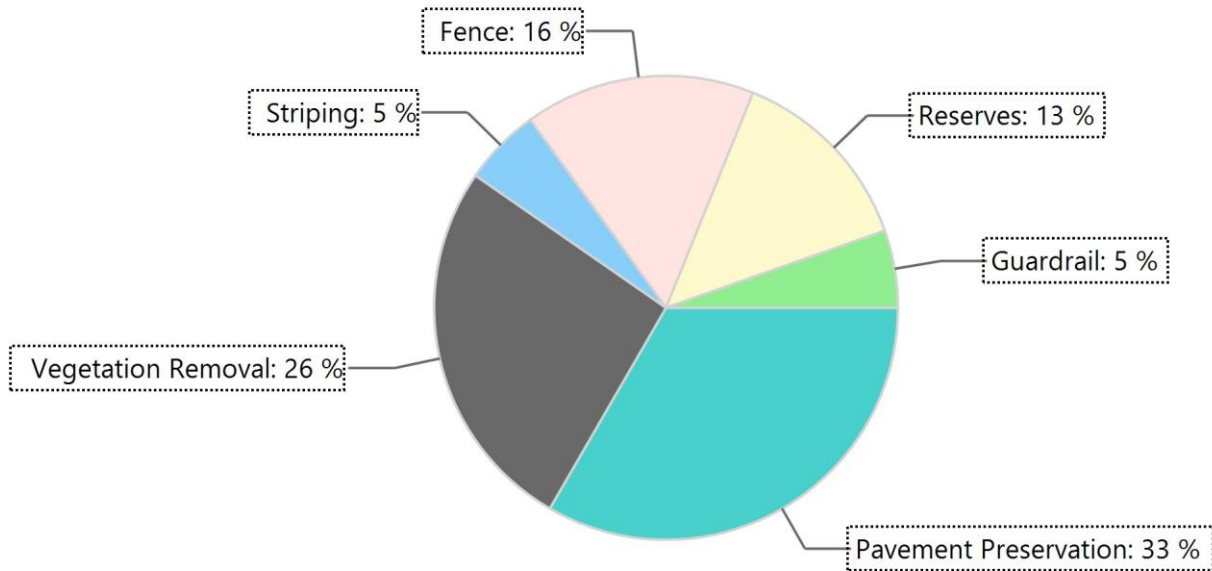
District 3



District 3	Q1	Q2	Q3	Q4	FY 2018
 Pavement Preservation	\$3,863,200	\$1,350,500	\$600,500	-	\$ 5,814,200
 Vegetation Removal	\$895,500	\$890,000	\$1,199,800	\$250,000	\$ 3,235,300
 PCC	\$500,500	-	-	-	\$ 500,500
 Drainage	\$1,000,000	\$1,075,000	\$250,000	\$250,000	\$ 2,575,000
Total	\$6,259,200	\$3,315,500	\$2,050,300	\$500,000	\$ 12,125,000

Fiscal Year 2018 ITB & RMR Plan
 For Information Purposes Only

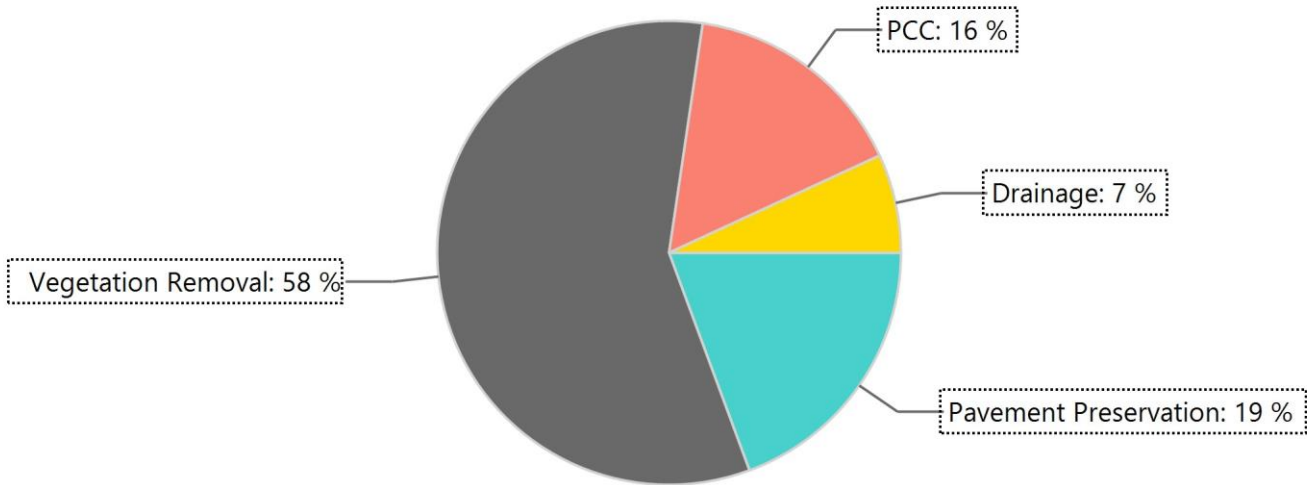
District 4



District 4	Q1	Q2	Q3	Q4	FY 2018
Pavement Preservation	\$1,645,798	\$1,370,136	\$3,166,977	-	\$ 6,182,911
Vegetation Removal	\$1,703,370	\$2,604,780	\$567,052	-	\$ 4,875,202
Striping	-	-	-	\$1,000,000	\$ 1,000,000
Fence	\$1,478,640	\$750,000	\$750,000	-	\$ 2,978,640
Reserves	-	-	-	\$2,500,000	\$ 2,500,000
Guardrail	-	-	-	\$1,000,000	\$ 1,000,000
Total	\$4,827,808	\$4,724,916	\$4,484,029	\$4,500,000	\$ 18,536,753

Fiscal Year 2018 ITB & RMR Plan
 For Information Purposes Only

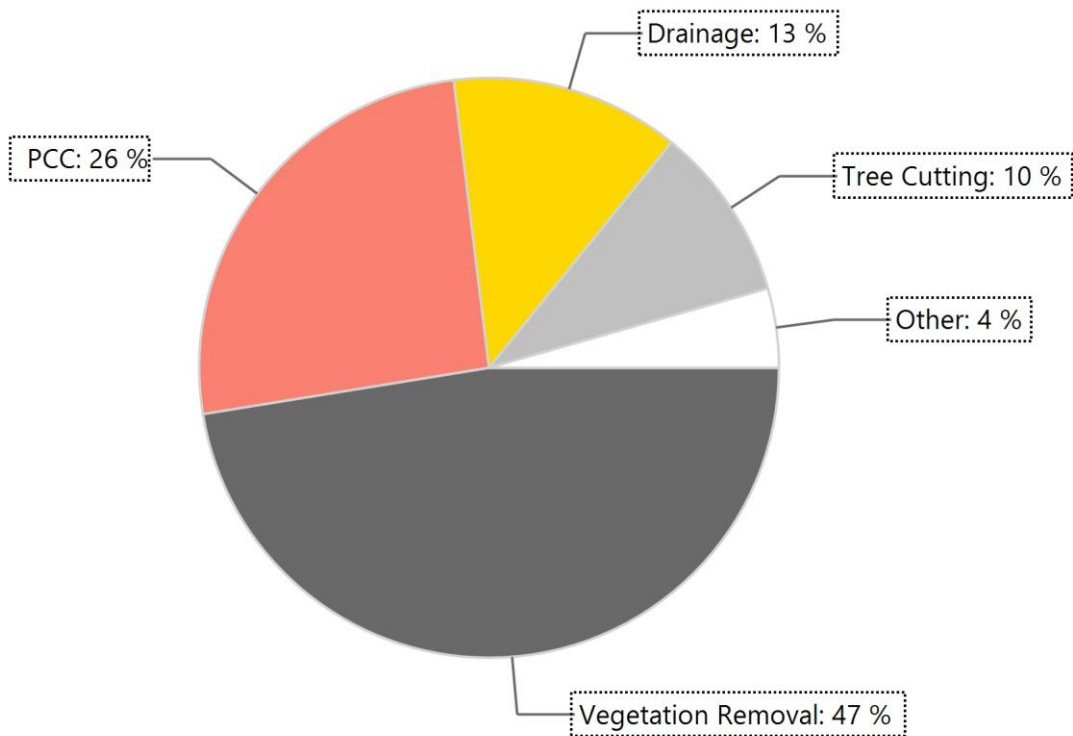
District 5



District 5	Q1	Q2	Q3	Q4	FY 2018
Pavement Preservation	\$1,014,310	\$700,000	\$909,750	-	\$ 2,624,060
Vegetation Removal	\$3,492,020	\$1,647,460	\$2,715,492	-	\$ 7,854,972
PCC	-	-	\$2,140,000	-	\$ 2,140,000
Drainage	\$583,000	-	\$350,000	-	\$ 933,000
Total	\$5,089,330	\$2,347,460	\$6,115,242	-	\$ 13,552,032

Fiscal Year 2018 ITB & RMR Plan
 For Information Purposes Only

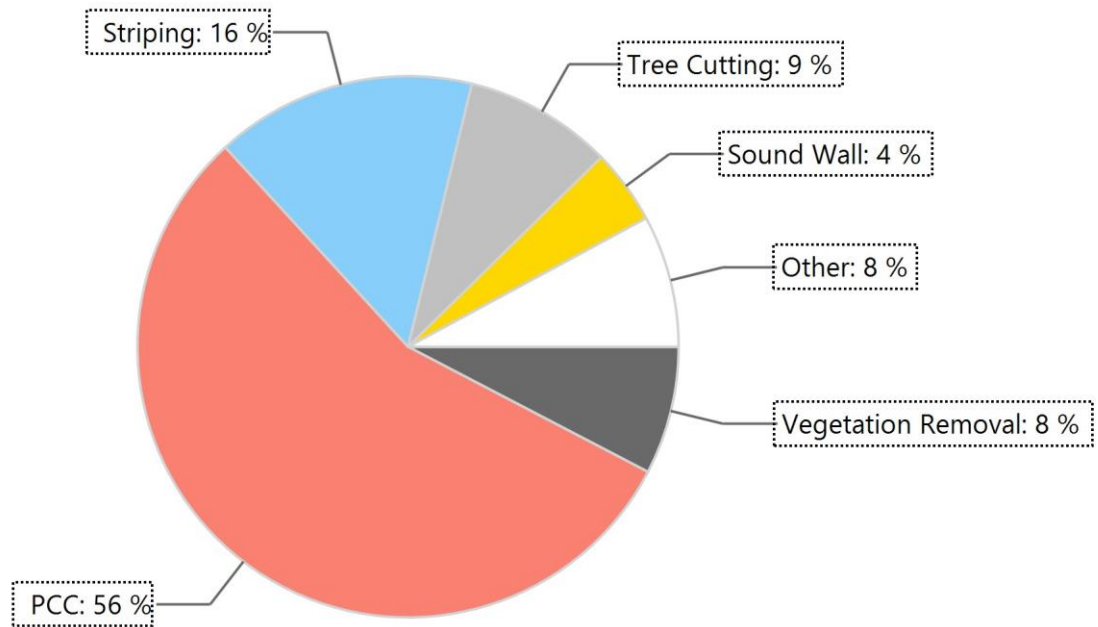
District 6



District 6	Q1	Q2	Q3	Q4	FY 2018
Vegetation Removal	\$2,469,599	\$966,838	\$2,782,062	\$2,322,509	\$ 8,541,008
PCC	\$1,450,903	\$2,000,000	\$1,159,332	-	\$ 4,610,235
Drainage	-	\$300,000	\$1,000,000	\$1,000,000	\$ 2,300,000
Striping	\$88,056	-	-	\$141,137	\$ 229,193
Tree Cutting	\$796,000	\$159,527	\$796,000	\$4,000	\$ 1,755,527
Landscaping	\$565,000	-	-	-	\$ 565,000
Total	\$5,369,558	\$3,426,365	\$5,737,394	\$3,467,646	\$ 18,000,963

Fiscal Year 2018 ITB & RMR Plan
For Information Purposes Only

District 7



District 7	Q1	Q2	Q3	Q4	FY 2018
Pavement Preservation	-	\$105,000	\$105,000	-	\$ 210,000
Vegetation Removal	\$1,365,000	\$262,500	-	-	\$ 1,627,500
PCC	\$3,516,250	\$3,265,000	\$4,639,300	\$398,250	\$ 11,818,800
Drainage	-	-	-	\$150,000	\$ 150,000
Striping	\$1,233,000	-	\$1,125,000	\$962,500	\$ 3,320,500
Tree Cutting	\$185,000	\$900,000	\$800,000	-	\$ 1,885,000
Fence	-	\$550,000	-	-	\$ 550,000
Reserves	\$586,500	-	-	-	\$ 586,500
Landscaping	-	-	\$180,000	-	\$ 180,000
Sound Wall	\$950,000	-	-	-	\$ 950,000
Total	\$7,835,750	\$5,082,500	\$6,849,300	\$1,510,750	\$ 21,278,300

Data are sourced from spreadsheets sent to METRICS staff on May of 2017.